

NO NAME — SEA RAY



Builder: SEA RAY

LOA: 56' 0" (17.07m)

Year Built: 2000

Beam: 16' 0" (4.88m)

Model: Motor Yacht

Max Draft: 4' 6" (1.37m)

Price: PRICE ON APPLICATION

Location: United States

Our experienced yacht broker, Andrey Shestakov, will help you choose and buy a yacht that best suits your needs **No Name — SEA RAY** from **our catalogue**. Presently, at **Shestakov Yacht Sales Inc.**, we have a wide variety of yachts available on **our sale's list**. We also work in close contact with all the big **yacht manufacturers** from all over the world.

If you would like to buy a yacht **No Name — SEA RAY** or would like help answering any questions concerning purchasing, selling or chartering a yacht, please call **+1(954)274-4435**

TABLE OF CONTENTS

TABLE OF CONTENTS	2
SPECIFICATIONS	4
Overview	4
Basic Information	4
Dimensions	4
Speed, Capacities and Weight	4
Accommodations	5
Hull and Deck Information	5
Engine Information	5
DETAILED INFORMATION	6
Introduction	6
Salon	6
Galley	6
Master Cabin	7
Master Head	7
Guest Cabin, Starboard	7
Guest Head	8
Guest Cabin, Port	8
Foredeck Equipment	8
Flybridge Equipment	9
Flybridge Helm Equipment	10
Engine Room	10
Electrical	11
Brokers Comments	12
Exclusions	12
Disclaimer	13
PHOTOS	14
Swim Platform	14

Fore Deck	14
Aft Deck	14
Teak Deck	14
Steps to Flybridge	14
Helm	14
Flybridge Settee	14
Air Conditioned Bridge	15
Stidd Helm Chairs	15
Salon	15
Dinette	15
Galley	15
View from Galley	15
Master Stateroom	15
Master Stateroom	15
VIP Stateroom	16
Third Guest Stateroom	16
Engine Room Access	16
Spacious Engine Room	16
Generator	16
Spotless Lazarette	16
5	16
Manufacturer Provided Image: 560 - cabin arrangement	17
6	17
CONTACTS	18
Contact details	18
Telephones	18
Office hours	18
Address	18

SPECIFICATIONS

Overview

MOTIVATED SELLER has selected his next boat and now is a great time to make an offer! Seller has just returned from a three-week trip to The Exumas and this Sea Ray is ready for your survey and sea trial. Maintenance and Upgrades since May 2015 include: 1000 Hour Service to Caterpillar 3406 Diesels New Belts and Starboard Turbo for Main Engines per CAT's recommendation 1000 Hour Service to Westerbeke 21 KW Generator New water pump for Starboard Engine New 4" water hoses for Main Engines New AC Pump Replaced Bow Thruster Batteries Replaced Pump for the Master and Guest Head Complete Rebuilt of Hydraulic Swim Platform New Flybridge Refrigerator New table and chairs for the aft deck All Carpeting, exterior cushions, sun pad, and aft canvas enclosure has been replaced since May 2015. Exterior gelcoat was cut and polished January 2017 and waxed June 2017. Located in South Florida and easy to show. Please call and arrange for your inspection today.

Basic Information

Category: Motor Yacht

Sub Category: Sedan Cruiser

Model Year: 2000

Year Built: 2000

Country: United States

Dimensions

LOA: 56' 0" (17.07m)

Beam: 16' 0" (4.88m)

Max Draft: 4' 6" (1.37m)

Speed, Capacities and Weight

Displacement: 50000 Pounds

Water Capacity: 200 Gallons

Holding Tank: 68 Gallons

Fuel Capacity: 800 Gallons

Accommodations

Total Cabins: 3

Total Berths: 4

Total Heads: 2

Hull and Deck Information

Hull Material: Fiberglass

Engine Information

Engines: 2

Manufacturer: Caterpillar

Model: 3406E

Engine Type: Inboard

Fuel Type: Diesel

DETAILED INFORMATION

Introduction

This 2000 Sea Ray Sedan Bridge is new to the market. This 560 is powered by Caterpillar 3406's. Service is up to date and there are 2000 hours on the main engines. This Sea Ray has been maintained properly and upon inspection the owner's pride of ownership is apparent. This is a clean boat! Lying at Loggerhead Marina in Lantana, Florida, please call and arrange your inspection today. 08/10/2016 - Seller has instructed Caterpillar to do a 1,000 hour service on the CAT 3406's.

Salon

One step up from the Cockpit through the stainless steel sliding entry door is the open Salon. Immediately to port is a large five person Ultra Leather sofa with storage below. Behind the sofa within maple tambour doors is the ship's main electrical panel.

Furthest forward are three custom storage drawers below a Corian countertop. Next aft is a matching but slightly smaller settee that converts to sleep two via a traditional pull out queen sleeper. Behind the sofa is the ship's entertainment system hidden behind maple tambour doors. It includes a large flat screen TV, AM/FM/CD/DVD player, DVD player, CD player, and a 6-disc changer for the Flybridge stereo. Also in the Salon is hi lo coffee table, four indirect lights, four overhead halogen mini spots, two way Veristol blinds, Surround sound, and new carpet.

Galley

The Galley is forward on the main deck and to starboard in a U-shape with the dinette is to port. The galley features the following equipment:

- Molded fiberglass countertop w/Corian cutting board & sink
- Single lever Grohe faucet
- Built-in coffeemaker
- Under counter freezer with icemaker
- Under counter refrigerator
- Microwave/convection oven
- Power vent
- Three-burner cook top with Corian cover
- Trash chute with Corian cover
- Custom Sea Ray glass decanter set
- (10) Maple cabinet doors
- (5) Maple drawers
- (4) Overhead halogen lights

- Two-way Verisol blinds
- CO Monitor
- 4-Person dinette w/Ultra Leather seating and Corian table

Master Cabin

Starting all the way forward is the Master Cabin with a free form over-sized pedestal berth with an innerspring mattress aft of a mirrored bulkhead. Twin halogen reading lights and a deck hatch with a sliding Ocean Air shade and screen are above. Below at the foot of the berth are two storage drawers. To port and starboard are upholstered seats. Also to port and starboard outboard of the berth are curved storage cabinets, two on each side. Above are two fixed port lights, each side with full drapes. Aft to port is a beveled mirror, SMX AC controls, a dimmer for the four lights over the berth and next aft is a full size cedar lined hanging locker with auto light and dressing mirror. The access to the Private Head is next aft. There is also a full size dressing mirror on the exterior of the head door and inside of the entry door. To starboard is an LCD TV followed by a half height cedar lined hanging locker with mirrors on the exterior doors. Below are six drawers and an upholstered stool with storage below. The sole has updated neutral carpeting and access to the bow thruster and forward bilge area. Also in the master cabin are four additional halogen mini spots, a CO detector and Bose speakers that access the Bose Lifestyle system in the Salon.

Master Head

Accessed only from the Master is the head with a fiberglass inner liner, Corian vanity with storage below and a Corian counter with a one piece sink and single lever faucet. The molded shower has a curved acrylic door, hand held or wall mountable shower fixture and an opening stainless steel porthole with obscured glass. The toilet is a VacuFlush model and the sole is ceramic tile. Also in this area are six overhead halogen lights, a mirrored door medicine cabinet, AC outlet, exhaust fan and an additional storage cabinet above the toilet.

Guest Cabin, Starboard

Two steps down from the center companionway is the Starboard Guest Cabin. It features an athwartship double berth aft with two drawers below and mirrored panes with reading lights above. A chest of eight maple drawers is forward. A Corian countertop with mirrored panel, opening stainless steel porthole with drapes and two cabinet doors are above. Next forward is a hanging locker with cedar lining and auto light. The access door to the Head is next forward. Also in this cabin is a TV, SMX air conditioning controls, a CO monitor, five overhead halogen mini spots, a maple stool with storage within and a skylight to the windshield area above.

Guest Head

Accessed via the center companionway and the Starboard Side Guest Cabin is the Guest Head with a fiberglass inner liner. Corian vanity with storage below and a Corian counter with a one piece sink and single lever faucet. The molded shower has a curved acrylic door, hand held or wall mountable shower fixture and an opening stainless steel porthole with obscured glass. The toilet is a VacuFlush model and the sole is ceramic tile. Also in this area are six overhead halogen lights, a mirrored door medicine cabinet, AC outlet, exhaust fan and an additional storage cabinet above the toilet.

Guest Cabin, Port

Two steps down from the center companionway is the Starboard Guest Cabin with over/under berths running fore and aft. Above the upper berth are two reading lights and an opening stainless steel porthole with drapes. Aft are a hanging locker and a built in TV. At the foot of the berths is another locker with three shelves, below and two cabinet doors above. Also in this cabin are a CO monitor and a skylight.

Foredeck Equipment

- Fiberglass non-skid decks
- Welded stainless steel bow rail
- Dual spring line cleats
- International navigation lights
- Lockable deck hatch
- (4) Fitted stainless steel port lights
- (4) Opening stainless steel portholes
- Heavy duty PVC rub rail with stainless steel insert
- Stainless steel anchor chute w/roller
- Progress windlass
- Plow type anchor
- Deck hatch for anchor locker
- Anchor wash down spigot
- Up and Down deck switches for windlass
- Sun pad forward in recessed deck area
- Cabin side handrails
- Frameless cabin side windows
- Black Textulene window covers on cabin sides
- (2) Dual stainless steel fender brackets
- ACR spotlight on bow

Flybridge Equipment

- Fiberglass non-skid deck
- New isinglass enclosure
- Stainless steel drink holders
- Stainless steel handrails
- Fiberglass hardtop
- Overhead hatch on hardtop
- (5) Overhead lights in hardtop w/dimmer
- (3) Red night lights in hardtop console
- Icemaker
- Indirect lighting
- 12V Accessory outlet
- 120V GFCI outlet
- Cable TV outlet
- Norcold refrigerator
- Upholstered aft bench seating with storage below
- (2) Stidd upholstered helm seats with armrests and foot pedestals
- Upholstered U shaped seating forward of Helm
- Plexiglass windshield at Helm
- Flybridge bridge table
- Bar with sink, cooler, removable trash receptacle
- Flybridge enclosure w/(6) U Zips
- 12V AM/FM/CD w/6 disc changer (below), subwoofer & amplifier
- (4) Flybridge speakers
- Burlwood dash

- Reverse cycle 24,000 BTU air conditioning system w/integral vents
- Snap in carpet liner

Flybridge Helm Equipment

- Raymarine RL80 C color 72 mile radar
- Robertson AP20 autopilot
- Garmin 3010C GPS
- Raymarine ST60 wind indicator
- Raymarine Ray 220 VHF
- Interphase forward looking depth sounder
- Full engine gauges
- CAT engine synchronizer
- Bennett trim tab controls
- Air horn 24V w/accumulator tank
- Magnetic Danforth Constellation Compass
- American Bow Thruster control
- Windlass control switches
- Bilge pump panel w/indicator lights and alarms
- Sea Ray LCD systems monitor for engine diagnostic & pump monitoring
- Emergency engine stops
- Battery parallel system
- (3) Fuel gauges
- Dual hydraulic shift & throttle controls
- Wood accent tilting steering wheel
- Waterproof rocker switches
- ACR dual bulb halogen remote control searchlight CAT alarm panels
- Seafire engine shut down override system
- Storage drawer

Engine Room

- Caterpillar 3406 E twin diesels with 2000 hours
- (2) Racor 75-1000 dual filters for each engine
- Racor 500 for generator
- (3) Coolant recovery bottles
- Delta T Engine Room ventilation system
- (3) 24V Automatic/manual bilge pumps
- (2) 24V Automatic high water bilge pumps
- Engine drip sump
- Engine Room fan

- Fireboy fire suppression system with engine shut down feature
- Stainless steel ladder, removable ? swing away
- Drop light on cord reel
- 24V DC lighting
- Reverso oil change system
- Hydraulic power assist steering
- 10 HP 24V bow thruster
- 24 Volt hydraulic dual ram trim tabs
- Stainless steel shafts
- Dripless shaft seals
- Cruisair 49,000 BTU chilled water air conditioning system
- Fresh water spigot & hose in Engine Room
- (2) 24 Volt fresh water pumps w/accumulator tank
- Hot water heater Cabin sump pumps for showers & air conditioning condensate
- VacuFlush toilet system
- Holding tank level indicators
- Macerator with sea cock interlock system & timer
- Dockside pump out for holding tank
- Heavy duty Engine Room insulation w/perforated aluminum plate
- Central vacuum system Spectra 400 GPD water maker
- Manual Engine Room gauges

Electrical

- 21 KW Westerbeke Generator with sound shield
- 12V/24V DC electrical system
- 120V/240V AC electrical system
- (4) 8D Batteries for house & engine starting
- (1) GRP 27 Battery for generator starting
- Battery charger, 50 amp, 24 volt
- Battery charger, 10 amp, 12 volt 50 Amp battery equalizer
- (2) 12V Battery solenoid switches
- (2) 24V Battery solenoid switches
- (2) Galvanic isolators
- Cable TV inlet w/cord

- 50 amp 240 volt CableMaster with 50' shore cord
- 50 amp 120 volt CableMaster with 50' shore cord
- Wiring color coded & labeled w/chafe protecting
- Telephone/intercom w/cell phone interface & antenna
- Electrical bonding system
- 50 Amp isolation transformer
- 240 Volt amp & volt meters
- 120 Volt amp & volt meters
- 24 Volt amp & volt meters
- (10) 240 Volt breaker protected circuits at main panel
- (12) 120 Volt breaker protected circuits at main panel
- (10) 24 Volt breaker protected circuits at main panel
- (4) 12 Volt breaker protected circuits at main panel
- (2) 60 amp battery equalizers
- (18) 24V Breaker protected circuits at Engine Room panel
- (3) 12V Breaker protected circuits at Engine Room panel

Brokers Comments

Feedback from Yacht Brokers and Buyers, "This Sea Ray shines and when compared to boats in the same price range, she is far superior. The owner's pride of ownership is evident upon inspection." The yacht's owner is an active cruiser who enjoys keeping his 560 Sedan Bridge ready for his family's enjoyment. To that end, the Caterpillar 1000-hour service was completed recently and the detail crew completed a multi-step compounding process to maintain the gel coat's brilliant luster. The engine room and bilges are kept spotlessly clean and bone dry. Please contact today to arrange your white glove inspection. The seller has eyes on a larger motor yacht and they are motivated to sell this Sea Ray Sedan Bridge!

Exclusions


Owner's personal belongings.

Disclaimer


The Company offers the details of this vessel or yacht in good faith but cannot guarantee or warrant the accuracy of this information nor warrant the condition of the vessel. A buyer should instruct his representatives, agents, or his surveyors, to investigate such details as the buyer desires validated. This vessel or yacht is offered subject to prior sale, price change, or withdrawal without notice.

PHOTOS

Swim Platform




Fore Deck



Aft Deck




Teak Deck



Steps to Flybridge



Helm



Flybridge Settee



Air Conditioned Bridge



Stidd Helm Chairs




Salon




Dinette




Galley




View from Galley



Master Stateroom




Master Stateroom



VIP Stateroom



Third Guest Stateroom



Engine Room Access




Spacious Engine Room





Generator




Spotless Lazarette



5



6



**Manufacturer Provided Image: 560 -
cabin arrangement**



CONTACTS

Andrey Shestakov, leading yacht broker of the sales department of Shestakov Yacht Sales Inc. Shestakov Yacht Sales Inc., the official representative of the Miami/Fort Lauderdale FL headquarters.

Contact details

Email: **andrey@shestakovyachtsales.com**

Web: shestakovyachtsales.com/en/

Telephones

USA: **+1(954)274-4435**

Office hours

Monday – Saturday: **9:00 - 21:00** EDT

Sunday: **closed**

Address



Harbour Towne Marina, 850 NE 3rd St, STE 213, Dania, FL 33004