

THISTLE DEW — MAINSHIP



Builder: MAINSHIP

Year Built: 1987

Model: Motor Yacht

Price: PRICE ON APPLICATION

Location: United States

LOA: 36' 0" (10.97m)

Beam: 13' 0" (3.96m)

Max Draft: 2' 6" (0.76m)

Cruise Speed: 16 Kts. (18 MPH)

Max Speed: 23 Kts. (26 MPH)

Our experienced yacht broker, Andrey Shestakov, will help you choose and buy a yacht that best suits your needs **Thistle Dew — MAINSHIP** from **our catalogue**. Presently, at **Shestakov Yacht Sales Inc.**, we have a wide variety of yachts available on **our sale's list**. We also work in close contact with all the big **yacht manufacturers** from all over the world.

If you would like to buy a yacht **Thistle Dew — MAINSHIP** or would like help answering any questions concerning purchasing, selling or chartering a yacht, please call **+1(954)274-4435**

TABLE OF CONTENTS

TABLE OF CONTENTS	2
SPECIFICATIONS	5
Overview	5
Basic Information	5
Dimensions	6
Speed, Capacities and Weight	6
Accommodations	6
Hull and Deck Information	6
Engine Information	6
DETAILED INFORMATION	7
Cabin Layout	7
Galley	7
Electrical	7
Deck	8
Exclusions	8
Disclaimer	8
PHOTOS	9
Port Side	9
Port Side	9
Bridge/Bow area	9
Bow	9
Windlass	9
Transom	9
Custom Swim Platform	9
Cockpit	9
Tender Engine Mount	10
Radar & KVH Satellite TV	10
Bridge	10

Helm	10
What a View!	10
Helm	10
Radar	10
1166 Original Hours	10
Depth Finder	11
New Helm Seats	11
New Helm Seats	11
Master Head	11
Galley Seating	11
Master Stateroom Entrance	11
Starboard Galley Seating	11
Steps to Cockpit	11
Galley	12
Electrical Panal	12
New Generator Panal-Only 90 Hours	12
Kitchen Table	12
Kitchen Table	12
Custom Inverter System Gauge	12
Kitchen	12
Kitchen	12
Master Separate Shower	13
Master Stateroom	13
Master Stateroom TV	13
Master Stateroom	13
Facing Aft in the Forward Stateroom	13
Forward Head	13
Guest Head	13
Guest Head	13

Port engine	14
New Generator	14
Custom Inverter	14
CONTACTS	15
Contact details	15
Telephones	15
Office hours	15
Address	15

SPECIFICATIONS

Overview

All Repairs survey recommended Were recently Completed

New Helm Seats

New Generator only 90 hours--Spring 2015

New Engines--Spring of 1994 only 1166 Hours

Custom Extended Swim Platform W/ New Ladder

Has Heat/AC

New Depth Finder

New KVH Satellite TV

This vessel is built on a solid fiberglass semi-displacement hull with a long keel, she's designed for efficeint low-speed operation while retaining the ability to run at planing speeds. The interior accommodations are arranged with the galley and dinette down a few steps from the salon level. V-berths are forward and a walkaround double berth is fitted in the aft stateroom. Large wraparound deckhouse windows provide an abundance of natural lighting. This modle has teak interior has light oak woodwork. Outside the 36 has a full-width afterdeck with nearly 90 sq. ft. of entertainment area. The bridge is set up with the helm forward and guest seating aft. Included in a long list of equipment was a NEW generator, lower helm station, bow pulpit, and custom swim platform. She is in beautiful condition for her vintage.

Basic Information

Category: Motor Yacht

Sub Category: Aft Cabin

Model Year: 1987

Year Built: 1987

Country: United States

Dimensions

LOA: 36' 0" (10.97m)**Beam:** 13' 0" (3.96m)**Max Draft:** 2' 6" (0.76m)**Clearance:** 11' 3" (3.43m)

Speed, Capacities and Weight

Cruise Speed: 16 Kts. (18 MPH)**Max Speed:** 23 Kts. (26 MPH)**Displacement:** 22000 Pounds**Water Capacity:** 100 Gallons**Holding Tank:** 18 Gallons**Fuel Capacity:** 240 Gallons

Accommodations

Total Cabins: 2**Total Berths:** 2**Total Heads:** 2

Hull and Deck Information

Hull Material: Fiberglass

Engine Information

Engines: 2**Manufacturer:** Detroit Diesel**Model:** 8.2 Lyrics**Engine Type:** Inboard**Fuel Type:** Diesel

DETAILED INFORMATION

Cabin Layout

Sleeps 8 including convertible dinette and sofa bed. V berth in forward cabin with filler and lots of storage in drawers and lockers.

Chain locker access through forward bulkhead. A bi-fold door allows for privacy in the forward cabin. Next aft on port is the forward head and the convertible dinette is across on starboard with extra storage in drawers under the seats.

The L-shaped galley is across on port. Center line steps up to the main saloon and lower helm station. Starboard side, aft of the helm, is the convertible sofa with easily accessible storage fore and aft, across on port. Centerline steps allow access to the aft deck and bridge.

Engine access through removable hatches in the main saloon sole. Off set on port are steps that access the aft cabin with queen berth and en suite head with full stand up enclosed shower.

- Carpeting throughout
- 5 deck hatches
- 2 electric toilets
- Hot & cold pressure water
- 14 opening ports 3 non opening
- Curtains throughout

Galley

Galley is down and L-shaped with ample counter working space.

- Sanyo microwave oven
- Hot & cold pressure water
- Norcold 12v & 120v refrigerator
- Abundant storage in lockers and drawers

Electrical

120 volt 30 amp shore power service

- Custom inverter
- 12 VDC interior lighting
- 12 VDC nav lights

- Battery charger
- 120 VAC outlets port and starboard
- 120 VAC aft deck outlets
- Water heater

Deck

Upper helm station on bridge with full enclosure.

- Bow pulpit with guard rails & anchor roller
- 4 fender storage racks
- Custom swim platform w/Davit

Exclusions


Owner's personal belongings.

Disclaimer

The Company offers the details of this vessel or yacht in good faith but cannot guarantee or warrant the accuracy of this information nor warrant the condition of the vessel. A buyer should instruct his representatives, agents, or his surveyors, to investigate such details as the buyer desires validated. This vessel or yacht is offered subject to prior sale, price change, or withdrawal without notice.

PHOTOS

Port Side



Port Side



Bridge/Bow area



Bow




Windlass




Transom




Custom Swim Platform




Cockpit



Tender Engine Mount



Radar & KVH Satellite TV




Bridge




Helm




What a View!



Helm



Radar



1166 Original Hours



Depth Finder



New Helm Seats



New Helm Seats



Master Head




Galley Seating




Master Stateroom Entrance



Starboard Galley Seating




Steps to Cockpit



Galley




Electrical Panal



New Generator Panal-Only 90 Hours




Kitchen Table




Kitchen Table




Custom Inverter System Gauge



Kitchen



Kitchen



Master Separate Shower



Master Stateroom



Master Stateroom TV



Master Stateroom



Facing Aft in the Forward Stateroom



Forward Head




Guest Head



Guest Head




Port engine



New Generator



Custom Inverter



CONTACTS

Andrey Shestakov, leading yacht broker of the sales department of Shestakov Yacht Sales Inc. Shestakov Yacht Sales Inc., the official representative of the Miami/Fort Lauderdale FL headquarters.

Contact details

Email: **andrey@shestakovyachtsales.com**

Web: shestakovyachtsales.com/en/

Telephones

USA: **+1(954)274-4435**

Office hours

Monday – Saturday: **9:00 - 21:00** EDT

Sunday: **closed**

Address



Harbour Towne Marina, 850 NE 3rd St, STE 213, Dania, FL 33004