

VIKING 92 — VIKING



Builder: VIKING

Year Built: 2015

Model: Sport Fisherman

Price: PRICE ON APPLICATION

Location: United States

LOA: 92' 0" (28.04m)

Beam: 24' 1" (7.34m)

Max Draft: 5' 11" (1.80m)

Cruise Speed: 28 Kts. (32 MPH)

Max Speed: 35 Kts. (40 MPH)

Our experienced yacht broker, Andrey Shestakov, will help you choose and buy a yacht that best suits your needs **VIKING 92 — VIKING** from **our catalogue**. Presently, at **Shestakov Yacht Sales Inc.**, we have a wide variety of yachts available on **our sale's list**. We also work in close contact with all the big **yacht manufacturers** from all over the world.

If you would like to buy a yacht **VIKING 92 — VIKING** or would like help answering any questions concerning purchasing, selling or chartering a yacht, please call **+1(954)274-4435**

TABLE OF CONTENTS

TABLE OF CONTENTS	2
SPECIFICATIONS	5
Overview	5
Basic Information	5
Dimensions	6
Speed, Capacities and Weight	6
Accommodations	6
Hull and Deck Information	6
Engine Information	7
DETAILED INFORMATION	8
Overview	8
Notable Upgrades	8
Cockpit and Lower Mezzanine	9
Main Salon	10
A/V Equipment	11
Galley	12
Companionway	12
Accommodations	12
Decor	13
Enclosed Bridge	14
Electronics	14
Security	16
Flybridge	17
Palm Beach Towers	17
Mechanical Equipment	18
Performance Data	18
Electrical Equipment	18
Deck	18

Underwater Lighting	19
Remarks	19
Exclusions	19
Disclaimer	19
PHOTOS	21
Cockpit	21
Upper Mezzanine	21
Lower Mezzanine	21
Main Salon	21
Main Salon / Galley	21
Main Salon	21
Main Salon	21
Dining	21
Enclosed Bridge	22
Enclosed Bridge	22
Bridge	22
Day Head	22
Aft Steering Station	22
Master Stateroom	22
Starboard Queen Stateroom	22
Port Guest Twin Stateroom	22
Forward Stateroom	23
Starboard Guest (or Crew) Cabin	23
Skybridge	23
Skybridge	23
Skybridge	23
Tender / Jet Ski Storage	23
Engine Room	24
Layout	24

CONTACTS	25
Contact details	25
Telephones	25
Office hours	25
Address	25

SPECIFICATIONS

Overview

The 92' Viking Enclosed Bridge has a stunning profile, with several "motor yacht features" including dual mezzanine decks; one in the cockpit and the second on the main level aft deck. The main level mezzanine offers rear facing lounge seating, along with a second seating area and a table for outdoor dining. An outside galley and grilling area are included for added convenience.

The yacht features a satin finished walnut interior. The 24-foot beam opens the salon and transforms it into an impressive living area with built-in furniture and a 65-inch flat screen television that rises out of the cabinetry. An L-shaped, granite-topped island in the galley complements the work area, with stainless steel countertops and custom tile backsplash. A pair of walk-in pantries and a full day head are forward. Nearby, a dinette seats 4 guests.

The 92 Convertible has six staterooms, each with its own private head and shower. The full beam master suite features a king-size walk around bed, a walk-in closet, a dressing table, and private ensuite facilities. Crew quarters are aft with access from the cockpit. The full beam area includes a head with a shower, a small galley area, and upper and lower berths in a private cabin.

Powered by Twin MTU 16V2000 M96L with only 150 hours, Seakeeper Gyro Stabilizer, upgraded 55 kW twin generators, hydraulic outriggers, ASEA shore power converter, custom teak transom and much more.

Basic Information

Category: Sport Fisherman

Sub Category: Convertible

Model Year: 2016

Year Built: 2015

Country: United States

Coast Guard #: 127493

Vessel Top: Enclosed

Fly Bridge: Yes

Cockpit: Yes

Dimensions

LOA: 92' 0" (28.04m)

LWL: 81' 10" (24.94m)

Beam: 24' 1" (7.34m)

Max Draft: 5' 11" (1.80m)

Speed, Capacities and Weight

Cruise Speed: 28 Kts. (32 MPH)

Cruise Speed RPM: 2000 Kts.

Cruise Speed Range: 600

Max Speed: 35 Kts. (40 MPH)

Max Speed RPM: 2400 Kts.

Max Speed Range: 540 Kts.

Gross Tonnage: 152 Pounds

Water Capacity: 485 Gallons

Holding Tank: 330 Gallons

Fuel Capacity: 4105 Gallons

Accommodations

Total Cabins: 6

Sleeps: 12

Total Heads: 7

Crew Cabin: 1

Crew Berths: 2

Crew Sleeps: 2

Crew Heads: 1

Hull and Deck Information

Hull Material: Fiberglass

Hull Configuration: Modified V-Hull

Hull Color: white

Engine Information

Engines: 2

Manufacturer: MTU

Model: 16V2000M96L

Engine Type: Inboard

Fuel Type: Diesel

DETAILED INFORMATION

Overview

The 92' Viking Enclosed Bridge has a stunning profile, with several "motor yacht features" including dual mezzanine decks; one in the cockpit and the second on the main level aft deck. The main level mezzanine offers rear facing lounge seating, along with a second seating area and a table for outdoor dining. An outside galley and grilling area are included for added convenience.

The yacht features a satin finished walnut interior. The 24-foot beam opens the salon and transforms it into an impressive living area with built-in furniture and a 65-inch flat screen television that rises out of the cabinetry. An L-shaped, granite-topped island in the galley complements the work area, with stainless steel countertops and custom tile backsplash. A pair of walk-in pantries and a full day head are forward. Nearby, a dinette seats 4 guests.

The 92 Convertible has six staterooms, each with its own private head and shower. The full beam master suite features a king- size walk around bed, a walk-in closet, a dressing table, and private en suite facilities. Crew quarters are aft with access from the cockpit. The full beam area includes a head with a shower, a small galley area, and upper and lower berths in a private cabin.

Notable Upgrades

- Enclosed flybridge
- Custom installed skybridge
- Seakeeper Gyro stabilizer
- Custom upgrade (2) x generators to 55 kW Onan
- Custom teak transom
- Custom teak aft deck
- Additional fuel tank forward - total of 4 tanks
- Offshore bottom paint in place of standard color
- Additional freshwater pump for exterior washdown
- Plumbed transom box as live bait well
- Live well in stbd side mezzanine box
- Custom CruiseAir "Cool Breeze" mezzanine air
- 2200 lb. davit - 4 -function power lift, winch, rotation and boom
- Companionway - carpet runner with step covers

- Mirrored ceiling heads (master, forward, port, port aft and stbd heads)
- Crew SR - DVD/CD stereo
- Crew SR - custom galley arrangement w/microwave/convection oven
- Willy Vac in place of engine room cleanout bilge pump
- Custom installed UV drinking water system
- Custom installed 160-gallon oil tank
- Freshwater washdown feed for tower with shutoff
- Custom installed tri-colored lights in FB overhang
- Extended seat on flybridge aft deck
- Watermaker display at helm
- Teak helm pod on flybridge
- Single lever controls for skybridge
- Removable jumpseat backrests for skybridge
- Stereo speakers for skybridge
- Custom Costa bolster styled cushions for bench seats
- Freshwater washdown on skybridge
- All Stidd chairs have cupholders
- Stidd helm chairs on skybridge
- LED lights in face of top step - stairs from salon to enclosed bridge
- Refrigerated forward drink box on skybridge
- (2) 24V outlets forward under coaming
- 12V DC 30 amp outlet forward under coaming for teaser reels
- Tri-color lights in aft deck overhang
- Tri-color rope lights under coaming
- Teak helm pod on aft station
- Refrigerated drink box stbd side aft deck
- Refrigerated both cockpit sole boxes
- 1000-lb per day ice chipper
- Custom manifold system for tubes and live wells in lazarette area
- Crew SR - tool boxes installed in place of washer/dryer combo

Cockpit and Lower Mezzanine

- 238 sq. ft. cockpit
- Custom cockpit CruisAir mezzanine A/C
- Access hatch to mechanical room
- Weather tight crew quarter door and engine room
- Large freezer (port) or additional livewell box
- Refrigerated under mount box for ice storage
- Insulated live bait well (stbd)
- Molded fiberglass stairs to port and stbd
- Observation mezzanine with centerline aft facing lounge, storage below
- Refrigerated drink box, undermounted at top of stairs, port and stbd

- Tackle cabinets with pullout drawers port and stbd of bench seating
- Fresh and saltwater washdown
- Transom coaming with gate and fishbox
- Transom mounted fishbox plumbed for live well with drain
- Custom Release Marine fighting chair
- Custom Costa cockpit cover
- Teak deck, mezzanine and steps
- Teak covering boards and coamings
- Custom tuna tubes in transom live well box
- Live well in port outboard mezzanine box
- Tackle drawers in port inboard mezzanine box
- Grill in stbd inboard mezzanine box
- Transom box divided into 2 stand-alone live wells w/feeds, drains, manifolds
- White light in the center of each cockpit live well (total of 4 lights)
- Costa cockpit shade with poles
- (4) additional rod holders
- Hot and cold shower
- Rupp revolver rod holders

Aft Deck Mezzanine Lounge

- Air conditioning supply in overhead
- Electric sliding doors to salon
- Escape hatch for aft crew stateroom
- Large lounge seating with removable cushions and storage below Stairs to bridge
- Teak table with stainless steel pedestal

Main Salon

Accessed from the aft deck, through electric sliding doors, the salon, galley and dining area are beautifully blended to create a spacious and comfortable living space. There are two large, L-shaped sofas, separated by a storage cabinet and with storage underneath, located along the port side. There is a wood inlay, high gloss, hi-lo cocktail table. Additional seating includes two free-standing club chairs. Access to the flybridge is starboard, as is the entertainment center, plus wet bar with sink and icemaker. There is an abundance of concealed cabinet storage in the living area which also features custom woods, granite, lighting and overhead trim treatments

Forward to starboard is the "chef's galley" with five bar stools and a large, L-shaped dining and serving counter finished in granite. Opposite the galley, to port, is a dinette table with 4 chairs. The day head is forward to port and the walk-in pantry (with optional single berth) is to starboard.

The home theatre center in the salon includes a 65" flat screen TV on a raise/lower

mechanism and Bose system with custom surround sound. There is Apple TV throughout the yacht.

The air conditioner with reverse cycle heat circulates from registers behind the valances to maximize comfort and minimize noise and drafts.

- Custom rod storage under salon sofa
- Wine cooler in galley corner cabinet
- 50" flat screen TV on dinette bulkhead
- Day head - all chrome finished bath accessories
- Custom décor scheme
- Custom sofa, walnut trim
- (4) Custom bar stools
- Salon forward window mask
- Carpet runner - partial canvas

A/V Equipment

- SAT TV
- KVH Trac Vision HD7 w/Tri Americas
- KVH SWM Expansion Kit 16 Tuner
- Direct TV HR24 HD/DVR DSS Receiver Salon and MSR
- Direct TV Latin America Receiver
- Port & Stbd Satellite Dome Pod
- KVH Direct TV H25 HD DSS Receiver

Audio/Visual

SALON:

- URC DMS-AV Receiver
- URC WI-FI Remote Control TRC-1080
- URC MRX-10 Master Controller
- URC Apple IOS Total Control App
- Apple TV Digital Multimedia Receiver Salon TV, Dinette TV
- Speakercraft CRS7 Three in-ceiling speaker - surround sound
- Episode Evolution 6" Powered Subwoofer
- URC TKP-7000 7" Color Touchscreen wall mount control panel
- Mass Fidelity Relay Bluetooth Receiver
- Cyberpower Online 220VA UPS
- Amina Evolution Invisible Loudspeakers pair w/high pass filter/limiter
- Apple TV Digital Multimedia Receiver
- URC MRX-2 Network Base Station
- URC WI-FI Remote Control

- URC DMS-100 Zone Amplifier
- James SPL3LR Soundbar
- Samsung UN65H7150AF
- Blu-Ray Player 3D Samsung BD-F7500ay

Galley

The fully equipped "chef's galley" features:

- Stainless steel countertops and custom mosaic tile backsplash
- (6) Sub Zero refrigerator drawers
- (2) Sub Zero freezer drawers
- Walk-in pantry
- Chest style freezer in pantry area
- Induction style cooktop - Miele KM6188
- Custom stainless lower countertops with dual bowl
- Sliding drawers for 2 trash cans

Companionway

The companionway provides access to the walk-in pantry forward of the galley and access to the day head. You will find a full-size stackable washer and dryer behind a door and the central vacuum connection with accessories.

- Wood handrail
- Vertical wood strips between wall panels
- Custom room below companionway washer/dryer
- Custom tackle storage room with shelf system to allow for mattress, when needed

Accommodations

Master Stateroom:

The full beam master stateroom features a king berth, private head with large shower and glass enclosure, large walk-in closet, vanity/desk area with stool, sofa, port and starboard port lights, an abundance of linen storage and mirrored medicine cabinet. There are custom granite countertops and satin nickel hardware throughout the master head.

- Owner's safe
- Queen columns above nightstand

- Table tops - Cambria Fairbourne Custom countertop
- Chest across from bed
- Cambria Fairbourne Shower Stall
- Oasis Mosaic in Calacatta
- Shower ceiling mirrored
- Upgraded tile shower floor - Thassos honed pennies 1" diameter
- Head flooring - Thassos honed tiles 8 x 8
- Custom sconces
- Custom bedside reading lamps
- Custom fabricated sofa by Costa interior shop

Guest Staterooms:

Custom upgraded faucets, shower sets and bath accessories - all chrome finish

Upgraded shower tiles and flooring

Each of the four guest staterooms feature a private head and shower, flat screen television, an abundance of storage, reading sconces and custom décor applications.

Forward stateroom - full-size berth to starboard and full-size berth to port with Pullman above Starboard stateroom - queen berth

- Upper/lower bunks in place of queen bed
- Upper bunk to have 24" hinged upward (similar to Pullman) Custom bedside reading lamps

Port stateroom - 2 single berths

Port Guest (or captain) stateroom - full size berth

Aft Crew Cabin

Crew quarters are aft with access from the cockpit. The full beam area includes a head with a shower, a small galley area, and upper and lower berths in a private cabin. The crew galley features (2) Sub Zero drawers, a microwave/convection oven, crew laundry, an abundance of storage, and a handy electric panel and ship's monitoring system.

Decor

- Custom headliner material throughout
- Custom Ultraleather for aft deck and mezzanine cushions
- LED backlit panels behind nightstands (Master, stbd., port aft full and queen)

Enclosed Bridge

- Aft control station with recessed electronics
- Custom pod with single lever controls
- Reverse cycle A/C
- Stidd companion seats with footrests and storage beneath seats
- Stidd helm chair
- L-shaped lounge with storage underneath
- Touch screen control monitor for alarms and gauges
- Flat screen TV on lift mechanism

Electronics

RADAR

- Furuno Navnet 3D 25KW 96NM Radar
- Furuno 6' Radar Array
- Furuno Navnet 3D MFDBB Processor
- Furuno GP330B GPS Antenna
- KEP 24" Glassbridge Display
- KEP 21" Glass Bridge Monitor

RADAR 2

- Garmin GMR24xHD 4KW High Def 24" Dome

PLOTTER

- Garmin GPS Map 8530 Black Box System
- Garmin Grid Controller
- Garmin WIFI Adapter for Blue Chart Mobile
- KEP 24" Glass Bridge Display
- KEP 21" Glass Bridge Monitor
- Charts
 - C-MAP Chart, Caribbean & Central America
 - C-MAP US East & Bahamas Chart

NAVIGATION PERIPHERALS

- Furuno Navnet 3D HUB

SOUNDER

- Furuno DFF3 Navnet 3D 1-3KW Video Sounder
- Furuno 2KW 200KHZ Transducer

- Furuno 2 KW 50 KHZ Transducer

SOUNDER 2

- Garmin GSD-26 Chirp Video Sounder Module
- Airmar 2-3 KW Transducer 28kHz-60kHz/130kHz-210kHz-Wide Beam

DIGITAL DEPTH/TEMP

- Furuno RD33 Data Organizer
- Furuno Hi-Prectmp2 Transducer Inc

SONAR

- Garmin GCV10 Scanning Chirp Sonar Module
- DOWNVÜ/SIDEVÜ
- Garmin GT30-TH DOWNVÜ/SIDEVÜ 500W 455/800 kHz Single TH Transducer

AUTOPILOT

- Garmin GHP20 Viper Autopilot w/GHC20

DISPLAY

- KEP 7" Screen Controller Touchscreen

VHF

- Icom IC-M604 Black VHF Radio
- (2) Icom MB75 VHF Flush Mount

AIS

- Furuno FA50 12/24VDC AIS Black Box

SATCOM

- KVH Tracphone V7-IP
- Panasonic 2-Line Cordless Phone
- Additional Handset for phone
- KVH FB250 Tracphone

WEATHER

- Furuno 200WX Ultrasonic Weather Station
- Garmin GXM52 Weather Antenna

AFT STATION

- KEP KMGB-15 Glassbridge 15" Led Display
- Icom HM-162 B Black VHF Command Mic Connected to Port Radio
- Icom VHF Command Mic Extension
- Garmin GHC20 Autopilot Controller
- JL Audio 7.7" White Coaxial Speakers

AFT DECK HAUNCHES

- URC DMS-100 Zone Amplifier

SKYBRIDGE

- KEP KMGB-15 Glassbridge 15" LED Display
- KEP MGB-15T LCD 15" Touchscreen Display
- Furuno Navnet 3D MFDBB Processor
- Keypad Furuno Navnet 3D Blackbox Mounted at enclosed bridge helm
- Furuno RD33 Data Organizer & Display
- Garmin GPSMAP8212 - 12" TS MFD
- Icom HM-162 B Black VHF Command Mic
- Icom OPC-1541 VHF Command Mic Extension
- Icom M506 VHF w/NMEA2000 (Front)
- Shakespeare Phase III 6400 4' VHF Antenna
- Garmin GHC20 Autopilot Controller
- Fusion MS-UD750 Marine Stereo w/Bluetooth & Universal Docking Station
- JL Audio MHD600/4 24V Amplifier
- JL Audio 7.7" White Coaxial Speakers

MEZZANINE

- Icom HM-162 B Black VHF Command Mic
- Icom OPC-1541 VHF Command Mic Extension
- JL Audio M880 - 8.8" 125 Watt Speakers
- Icom HM-162 B Black VHF Command Mic

COCKPIT HAUNCH

- Icom OPC-1541 VHF Command Mic Extension

Security

CAMERAS

- (4) Engine Room Cameras
- Color Quad Camera Switch
- Video View Cameras on Helm and Skybridge Displays

CAMERA 2

- (4) Gost PM-Mini IR Ball Camera Salon, Cockpit, Aft Deck, Fwd

THERMAL IMAGING

- Flir M-618CS, Stabilized Camera

SPOTLIGHT

- Spotlight Carlisle & Finch 200W Xenon

ALARM

- Gost AME Package Security
- Includes Control panel, 2 Key FOBs, 2 Interior Door Contacts, 1 Rated Door Contact, 3 Extension Sensors, Interior Motion Detector, Low Voltage Sensor, 2 High Water Alarms, Wireless Relay, Navtracker, 3 A/D Gateways, IVR, Cellular Comms

Flybridge

- Black powder-coated flip up footrests for companion seats
- Custom Costa armrests with drink holders for companion seats
- Custom aft console (by door near stairs)
- Flybridge door - custom faux staining
- Custom wrap entire helm in black vinyl
- Custom cut lower stiles on door frames

Palm Beach Towers

- Custom Molded Hardtop
- (6) Lumitec Tri-Color Hardtop Lights
- 3-in-1 Lumitec LED Spreader Lights
- 43' Rupp Bigg Riggs HD Outriggers 3 Spreader Bridge Release, heavy AFT Bar Rupp
- Rupp hydraulic rigger system dual action layout & lay aft with auto locking
- Rupp Center Rigger with Mount
- Rupp grommets w/jam cleats in cockpit gunnels
- (2) MIYA Epoch Teaser Reels
- Drop Down overhead electronics box (Power actuated)
- (2) Molded SAT Dome Mount

Mechanical Equipment

- Engines: MTU 16V2000 M96L - 2600 HP each - approx. 150 hrs as of Aug. 2016
- Generators: Onan 55 kW (upgraded from 40 kW) approx. 300 hrs as of Aug. 2016
- Seakeeper Gyro Stabilizer
- 1800 GPD watermaker with auto backflush
- Eskimo ice machine with discharge into cockpit sole
- Bowthruster hydraulic with controls - joystick on enclosed flybridge
- "Delta T" engine room ventilation
- Dual stage variable speed freshwater system, on-deck freshwater fill and cockpit dockside supply inlet Centralized seawater system with dual pumps
- Hydraulic bilge pump
- VIPER hydraulic steering system

Performance Data

RPM	Knots	GPH	Range
1000	12.6	30	1519
1250	15.1	54	1012
1500	19.0	84	819
1750	24.0	120	721
2000	28.8	166	627
2250	33.1	212	564
2430	38.5	260	507

Performance Data was collected from a sister ship and is provided for reference with the disclaimer that results may vary from boat to boat and performance can be influenced by many factors including test conditions.

Electrical Equipment

- Generators: (2) x Onan 55 kW (custom upgrade) approx. 300 hrs. as of Sept. 2016
- ASEA shore power converter
- Batteries

Deck

- Foredeck dinghy - chocks and tie downs
- 400' chain for stbd anchor
- Custom anchor chute for pulpit
- Feed lines, drain lines and installation hardware
- Fuel fills - port and stbd
- Dual anchor windlass on pulpit
- Painted teak toe rail
- All exterior pipe work - stainless steel
- 1 x 2007 Chaos 16'2" Flats boat 75hp Yamaha
- 2 x 2014 SeaDoo RXT-X 260hp

Underwater Lighting

- Underwater Lighting
- Lumishore Color Change

(2) FF UWL Lights w/ E.O.S Controller (2) Lights GHTS Pointed Downward Out Bottom
(8) Lumishore TIX801-CCP-FF Color Change

Remarks

You will not find a nicer example of Viking's flagship than this 2016 Viking 92' and she is the only Enclosed Bridge with Skybridge 92' available on the market right now. This particular 92' was highly customized to provide an incredible platform for either fishing or cruising and to do either in unmatched comfort and luxury. The enclosed bridge is perfect for long-range cruising as it provides comfort and protection from the elements, while the skybridge offers the height and visibility benefits of a traditional tower while being easier to access and providing comfortable seating for more than one. The interior of the yacht boasts luxury appointments normally reserved for custom megayachts and provides accommodations for the whole family and then some.

Exclusions

Owner's personal belongings.


Disclaimer

The Company offers the details of this vessel or yacht in good faith but cannot guarantee or warrant the accuracy of this information nor warrant the condition of the vessel. A buyer should instruct his representatives, agents, or his surveyors, to

investigate such details as the buyer desires validated. This vessel or yacht is offered subject to prior sale, price change, or withdrawal without notice.

PHOTOS


Cockpit



Upper Mezzanine




Lower Mezzanine




Main Salon




Main Salon / Galley




Main Salon



Main Salon




Dining



Enclosed Bridge




Enclosed Bridge



Bridge




Day Head



Aft Steering Station




Master Stateroom



Starboard Queen Stateroom




Port Guest Twin Stateroom



Forward Stateroom




Starboard Guest (or Crew) Cabin





Skybridge





Skybridge




Skybridge




Tender / Jet Ski Storage



Engine Room



Layout



CONTACTS

Andrey Shestakov, leading yacht broker of the sales department of Shestakov Yacht Sales Inc. Shestakov Yacht Sales Inc., the official representative of the Miami/Fort Lauderdale FL headquarters.

Contact details

Email: **andrey@shestakovyachtsales.com**

Web: shestakovyachtsales.com/en/

Telephones

USA: **+1(954)274-4435**

Office hours

Monday – Saturday: **9:00 - 21:00** EDT

Sunday: **closed**

Address



Harbour Towne Marina, 850 NE 3rd St, STE 213, Dania, FL 33004