

AMPHITRITE — TURQUOISE YACHTS



Builder: TURQUOISE YACHTS

Year Built: 2001

Model: Motor Yacht

Price: PRICE ON APPLICATION

Location: Bahamas

LOA: 156' 0" (47.55m)

Beam: 22' 1" (6.73m)

Min Draft: 7' 9" (2.36m)

Max Draft: 7' 9" (2.36m)

Cruise Speed: 12 Kts. (14 MPH)

Max Speed: 14 Kts. (16 MPH)

Our experienced yacht broker, Andrey Shestakov, will help you choose and buy a yacht that best suits your needs **Amphitrite — TURQUOISE YACHTS** from **our catalogue**. Presently, at **Shestakov Yacht Sales Inc.**, we have a wide variety of yachts available on **our sale's list**. We also work in close contact with all the big **yacht manufacturers** from all over the world.

If you would like to buy a yacht **Amphitrite — TURQUOISE YACHTS** or would like help answering any questions concerning purchasing, selling or chartering a yacht, please call **+1(954)274-4435**

TABLE OF CONTENTS

TABLE OF CONTENTS	2
SPECIFICATIONS	7
Overview	7
Basic Information	7
Dimensions	7
Speed, Capacities and Weight	7
Accommodations	8
Hull and Deck Information	8
Engine Information	8
DETAILED INFORMATION	9
156' Turquoise Vessel Walkthrough	9
156' Turquoise Accommodations	9
156' Turquoise Salon	9
156' Turquoise Galley	9
156' Turquoise Dining	10
156' Turquoise Master Stateroom	10
156' Turquoise Port Forward Guest Stateroom	10
156' Turquoise Port Aft Guest Stateroom	11
156' Turquoise Starboard Aft Guest Stateroom	11
156' Turquoise Starboard Forward Guest Stateroom	11
156' Turquoise Crew Quarters	11
156' Turquoise Wheelhouse	12
156' Turquoise Bridge Deck Aft	12
156' Turquoise Aftdeck	12
156' Turquoise Audio/Visual Equipment	12
156' Turquoise Electronics	13
156' Turquoise Electrical System	15
156' Turquoise Engine/Mechanical Equipment	15

156' Turquoise Deck Equipment	16
156' Turquoise Tenders	17
156' Turquoise Safety & Fire Protection	17
156' Turquoise Exclusions	19
156' Turquoise Disclaimer	19
Exclusions	19
Disclaimer	19
PHOTOS	20
156' Turquoise port profile photo2	20
156' Turquoise port profile photo3	20
156' Turquoise starboard forward profile	20
156' Turquoise starboard aft profile	20
156' Turquoise starboard profile	20
156' Turquoise bowsprit	20
156' Turquoise anchor windlass	21
156' Turquoise foredeck	21
156' Turquoise foredeck aft	21
156' Turquoise tender crane photo1	21
156' Turquoise tender crane photo2	21
156' Turquoise foredeck hatch	21
156' Turquoise ship's bell	21
156' Turquoise tenders	21
156' Turquoise guest tender photo1	22
156' Turquoise guest tender photo2	22
156' Turquoise Portuguese Bridge photo1	22
156' Turquoise guest tender photo3	22
156' Turquoise Portuguese Bridge photo2	22
156' Turquoise port bridge deck photo1	22
156' Turquoise port bridge deck photo2	23

156' Turquoise port wing station	23
156' Turquoise starboard bridge deck photo1	23
156' Turquoise starboard bridge deck photo2	23
156' Turquoise sundeck forward	23
156' Turquoise sundeck aft	23
156' Turquoise sundeck seating photo1	24
156' Turquoise sundeck seating photo2	24
156' Turquoise sundeck seating photo3	24
156' Turquoise sundeck sunpad photo1	24
156' Turquoise sundeck sunpad photo2	24
156' Turquoise sundeck port seating	24
156' Turquoise sundeck starboard seating	25
156' Turquoise sundeck hatch	25
156' Turquoise port main deck	25
156' Turquoise starboard main deck	25
156' Turquoise aftdeck forward	25
156' Turquoise aftdeck aft	25
156' Turquoise exterior detail	25
156' Turquoise life ring detail	25
156' Turquoise side gangway	26
156' Turquoise transom	26
156' Turquoise salon port forward seating	26
156' Turquoise salon forward	26
156' Turquoise salon starboard aft lounge chair	26
156' Turquoise salon port aft seating	26
156' Turquoise salon bar	26
156' Turquoise dining salon	26
156' Turquoise master stateroom photo1	27
156' Turquoise main deck dayhead	27

156' Turquoise master stateroom photo2	27
156' Turquoise master stateroom entrance	27
156' Turquoise master stateroom storage detail	27
156' Turquoise master stateroom desk/vanity	27
156' Turquoise master stateroom head	28
156' Turquoise port forward guest stateroom	28
156' Turquoise port aft guest stateroom	28
156' Turquoise starboard forward guest stateroom	28
156' Turquoise starboard aft guest stateroom	28
156' Turquoise build plate	28
156' Turquoise carpet detail	29
156' Turquoise curtain detail photo1	29
156' Turquoise curtain detail photo2	29
156' Turquoise curtain detail photo3	29
156' Turquoise door handle detail photo1	29
156' Turquoise table detail	29
156' Turquoise door handle detail photo2	29
156' Turquoise wheelhouse	29
156' Turquoise wheelhouse port	30
156' Turquoise wheelhouse starboard	30
156' Turquoise helm photo1	30
156' Turquoise helm photo2	30
156' Turquoise helm photo3	30
156' Turquoise wheelhouse desk	30
156' Turquoise wheelhouse door detail	30
156' Turquoise wheelhouse seating	30
156' Turquoise engine room photo1	31
156' Turquoise engine room photo2	31
156' Turquoise engine room forward	31

156' Turquoise engine room aft	31
156' Turquoise port main engine photo1	31
156' Turquoise engine room port aft	31
156' Turquoise port main engine photo2	31
156' Turquoise port Racor fuel filters	31
156' Turquoise starboard main engine photo1	32
156' Turquoise starboard main engine photo2	32
156' Turquoise starboard Racor fuel filters	32
156' Turquoise Alpha-Laval fuel polishing system	32
156' Turquoise watermakers	32
156' Turquoise bilge manifold	32
156' Turquoise engine room emergency controls	33
156' Turquoise electrical panel1	33
156' Turquoise port generator soundbox	33
156' Turquoise electrical panel2	33
156' Turquoise starboard generator soundbox	33
156' Turquoise port generator	33
156' Turquoise ASEA shore power converter	34
156' Turquoise battery charger	34
CONTACTS	35
Contact details	35
Telephones	35
Office hours	35
Address	35

SPECIFICATIONS

Overview

Amphitrite (ex. Anatolia, Vajoliroja) is a modern motoryacht with classic styling. She was built in 2001 and refitted extensively in 2009. Amphitrite offers twin Caterpillar 3406C 480 hp main engines, twin Northern Lights 55 kW generators, 2 ASea shore power conversion units, Quantum Zero-Speed stabilizer system and updated, top of the line electronics and audio/visual equipment. Her layout includes a master stateroom on the main deck, 5 total staterooms and extensive exterior dining, entertaining and relaxation spaces, all of which has made her a popular charter yacht.

Not for sale or charter to U.S. citizens and residents while in U.S. waters

Basic Information

Category: Motor Yacht

Sub Category: Classic

Model Year: 2001

Year Built: 2001

Country: Bahamas

Vessel Top: Enclosed Pilothouse

Dimensions

LOA: 156' 0" (47.55m)

Beam: 22' 1" (6.73m)

Min Draft: 7' 9" (2.36m)

Max Draft: 7' 9" (2.36m)

Speed, Capacities and Weight

Cruise Speed: 12 Kts. (14 MPH)

Cruise Speed Range: 2420

Max Speed: 14 Kts. (16 MPH)

Displacement: 426000 Pounds

Water Capacity: 3435 Gallons

Holding Tank: 577 Gallons

Fuel Capacity: 5812 Gallons

Accommodations

Total Cabins: 5

Total Berths: 6

Sleeps: 10

Total Heads: 6

Captain Cabin: True

Crew Cabin: 5

Crew Berths: 9

Crew Sleeps: 10

Crew Heads: 4

Hull and Deck Information

Hull Material: Steel

Deck Material: Teak

Hull Configuration: Deep Vee

Hull Finish: Steel

Engine Information

Engines: 2

Manufacturer: Caterpillar

Model: 3406C

Engine Type: Inboard

Fuel Type: Diesel

DETAILED INFORMATION

156' Turquoise Vessel Walkthrough

From the covered aftdeck, you enter the salon through the sliding teak and glass doors to find 2 sofas and coffee tables port aft, 2 lounge chairs and class storage cabinetry and wine bar to starboard and an additional 2 sofas and coffee table port forward. Walk forward on the starboard side into the guest foyer and you have the choice to step out onto the starboard main deck, walk down the guest stairway to the four guest staterooms, walk up to the bridge deck, walk into the pantry/galley area to port or walk forward into the master stateroom suite. The bridge deck offers the pilothouse and captain's cabin forward and exterior under-cover seating/dining space and sunpad lounge area aft. Engine room access is via a fidley door on the port side deck.

156' Turquoise Accommodations

Amphitrite offers a master stateroom forward on the main deck with a centerline king size berth and ensuite head. The four guest staterooms are on the lower deck with the port aft guest stateroom offering side by side twin berths and ensuite head, the starboard aft guest stateroom offering a queen size berth and ensuite head, the port forward guest stateroom offering a queen size berth and ensuite head and the starboard forward guest stateroom offering over/under bunks and an ensuite head.

The crew cabins consist of the captain's cabin aft of the wheelhouse and four crew cabins below with the crew quarters.

156' Turquoise Salon

The salon offers two separate seating areas with sofas, end tables and coffee tables port aft and forward, 2 lounge chairs and a glass storage and wine bar cabinet to starboard, a beautiful skylight above, 10 large windows on each side with curtains and shades, carpet and double teak and glass doors to the aftdeck.

156' Turquoise Galley

The galley is located on the main deck port side and offers a side deck access door, crew quarters access and is adjacent to the stewardess pantry/prep area.

- Gaggenau 6-burner electric ceramic induction cooktop
- Gaggenau oven

- Miele microwave/convection oven
- Miele G-7855 dishwasher
- Bosch under-counter refrigerator
- 2 X custom freezers and refrigerators
- Granite countertops
- Double stainless steel sinks
- Portlight and side deck access door
- Storage drawers and cabinets
- U-Line icemaker on the bridge deck aft
- Stainless steel under-counter refrigerator on the bridge deck aft
- EuroCave Comfort Viellitheque wine cooler in the salon
- Bosch refrigerator in the master stateroom
- Bosch refrigerator in the stewardess pantry
- Brema icemaker in the stewardess pantry

156' Turquoise Dining

Dining space is available on the aftdeck and bridge deck aft.

156' Turquoise Master Stateroom

The master stateroom is located forward on the main deck and offers a centerline king size berth facing forward, nightstands, carpet, reading lights, storage cabinets and drawers, 4 windows and 2 portlights with curtains and shades, desk/vanity, wrap-around seating on each side forward and an ensuite head port aft with marble sole and counters and enclosed shower. The master stateroom entrance foyer offers hanging lockers, storage and a refrigerator.

156' Turquoise Port Forward Guest Stateroom

The port forward guest stateroom offers a queen size berth, nightstands, reading lights, carpet, 2 portlights, hanging locker, storage drawers and cabinets, vanity/desk

and ensuite head with enclosed shower.

156' Turquoise Port Aft Guest Stateroom

The port aft guest stateroom offers side by side twin berths, desk/nightstand, reading lights, 2 portlights with shades, carpet, storage drawers, hanging locker and ensuite head with enclosed shower.

156' Turquoise Starboard Aft Guest Stateroom

The starboard aft guest stateroom offers a queen size berth, nightstands, desk, carpet, storage drawers and cabinets, hanging locker and ensuite head with enclosed shower.

156' Turquoise Starboard Forward Guest Stateroom

The starboard forward guest stateroom offers over/under bunks, nightstand, vanity/desk, carpet, portlight, storage drawers and cabinet, hanging locker, crew quarters access door forward and an ensuite head with enclosed shower.

156' Turquoise Crew Quarters

The captain's cabin is aft of the wheelhouse and offers a king size berth, nightstand, reading lights, 3 windows with shades, carpet, storage drawers and cabinets, hanging lockers, shelf, desk port forward and ensuite head with enclosed shower.

The crew quarters include two cabins forward, each with over/under bunks, shelves, carpet, reading lights, escape hatch, bilge storage, portlight, hanging lockers and share a head and shower; a starboard crew cabin with over/under bunks, portlight, carpet, shelves, storage drawers and cabinets, hanging lockers, reading lights and an ensuite head with enclosed shower; and a port crew cabin with over/under bunks, reading lights, portlight, storage drawers and cabinets, hanging locker, carpet and ensuite head with enclosed shower.

The crew mess offers a wrap-around settee and table, portlight, storage drawers and cabinets, granite countertop and stainless steel sink, Panasonic inverter microwave, Bosch refrigerator and Bosch freezer.

The crew laundry room is to port of the crew mess and includes:

- Foster Gastronorm Super refrigerator
- 2 X Miele PT5135C dryers
- 2 X Miele PW 6065 Vario washers
- Miele dishwasher
- Storage cabinets
- Panasonic telephone, Cooke clock and barometer and Icom Commandmic VHF

156' Turquoise Wheelhouse

The wheelhouse offers a full hem forward with storage underneath, side deck access doors on each side, a benchseat port aft, a nav station/desk starboard aft, chart drawers, carpet and Solasolu silver solar film windscreen shades.

156' Turquoise Bridge Deck Aft

The aft bridge deck area offers a teak deck, hardtop forward, wrap-around seating and 2 teak hi/lo tables and 2 teak deck chairs forward, full-beam sun lounge aft, teak storage boxes, skylight to the salon and 4 teak deck chairs and 2 folding teak tables on the sides.

156' Turquoise Aftdeck

The aftdeck offers a teak deck, 10-person dining table under cover forward, wrap-around seating and coffee tables each side aft and lazarette access.

156' Turquoise Audio/Visual Equipment

- SeaTel satellite TV system
- Kaleidoscope audio/video system throughout the vessel
- SeaTel satellite TV and VSAT receivers
- 6 X Sky HD receivers
- Kramer VS-162 AVRCA 16 X 16 audio-video matrix switches
- 4 X Kramer VS-41H 4 X 1 HDMI switches

- Creston AV system controllers throughout the vessel
- Crestron AV2 processor
- Crestron CNX-BIPAD8 processor
- Apple TV system
- Fujitsu flat screen TV in the salon
- Denon AVR-4308 AV surround sound receiver in the salon
- Velodyne SC-1250 subwoofer/amplifier in the salon
- Fujitsu Plasma Vision flat screen TV in the master stateroom
- Panasonic flat screen TV in the guest staterooms
- Pioneer DEH-P4100R stereo/CD player in the wheelhouse
- MB Quest exterior speakers
- Pioneer VSX-S510 AV receiver in the crew mess
- Sony DSX-S100 stereo/CD player in the galley

156' Turquoise Electronics

- 2 X Furuno Radars
- 4 X NEC Opticlear Multisync 20WGX2 monitors
- Furuno Navnet 3D control panel
- Nauticomp monitor
- Dell Optiplex 745 computer with Transis electronic chart system
- 2 X Furuno RCU-014 radar panels
- Furuno GPS
- Furuno Universal AIS
- Furuno DFax 207 weatherfax
- Furuno NX-500 Navtex receiver
- Furuno satellite compass/GPS

- Furuno GP-32 GPS
- Furuno FI-50 wind speed/direction display
- Simrad AP50 autopilot
- Simrad IS80 rudder angle indicator
- Simrad RI35 rudder angle indicator
- Simrad Shipmate GN30 GPS
- Icom IC-M604 VHF
- 2 X Icom IC-M504 VHF's
- Icom Commandmic II VHF
- Icom IC-M710 SSB
- Danforth constellation magnetic compass
- Net Logic Watchkeeper system
- Cook Inclinometer
- Canon MX700 MF printer
- Epson Worforce 630 wifi printer/copier
- Furuno PP-510 printer
- Thane & Thrane satellite telephone handset
- Chelsea clock & barometer
- Cook clock/barometer in the crew mess
- Airmar Ultrasonic weather station and combiner
- 2 X Network Technologies Inc servers
- Netgear ProSafe M4100-26G POE server
- Cisco 800 Series server
- Panasonic telephone/intercom system
- Icom Commandmic II VHF in the crew mess and captain's cabin
- 2 X APC Smart UPS 1500

156' Turquoise Electrical System

- 2 X Northern Lights LM-389530-1103 55 kW generators with approximately 14,500 hours on the port generator and approximately 15,100 hours on the starboard generator
- 2 X ASEA shore power conversion units
- Mastervolt Mass 24/100-C battery charger
- Mastervolt Mass 24/75-C battery charger
- Dolphin 24vdc 80 amp battery charger
- Vectrue WEG CFW09 inverter
- 4 X Telemecanique soft starts
- 2 X Glendinning shore cord systems

156' Turquoise Engine/Mechanical Equipment

- Twin Caterpillar 3406C 480 hp main engines (Port - approximately 7,207 total hours, 1,018 hours SMOH/Starboard - approximately 7,163 total hours, 1,013 hour SMOH)
- Twin Disc MG511 gearboxes
- Walker Airseps
- Kobelt engine controls
- Kobelt hydraulic steering system
- VDO gauges
- Dynalco SPD108 tachometers on each wing station
- Dripless shaft seals
- Robertson follow up steering control
- Fuel manifold and transfer pump
- Dual Racor 75/1000MAX fuel filters with vacuum gauge for each main engine
- Racor 75500MAX fuel filter with vacuum gauge for each generator
- Alpha Laval MMB 203S-13 fuel separator system

- Palladium Simon ship's systems monitoring system
- 2 X Maretron DSM250 system monitor panels in the wheelhouse and one in the captain's cabin
- Quantum Zero-Speed stabilizer system with an ARC 3001 MK2 Adaptive control unit at the helm
- Quantum QT-120 hydraulic bowthruster
- Marine Air systems reverse cycle air conditioning/heating system (4 chillers)
- 2 X Hoiax water heaters
- 2 X Sea Recovery Aqua Whisper 240 litres per hour watermakers
- HEM Silver SISB40 fresh water system sterilizer system
- Ultramatch 200 UV fresh water system sterilizer system
- Kinetico water softener system
- Hamann Wassertechnik waste water treatment system
- Bilge pump manifold
- Engine room workbench
- Delta-T engine room ventilation system
- Hepworth Marine windshield wipers

156' Turquoise Deck Equipment

- Ideal H9E 8000 lb windlass
- 2 X Navy stockless anchors
- 17.5 mm X 160 metre anchor chain
- 17.5 mm X 190 metre anchor chain
- Teak bowsprit
- Teak decks
- Teak cap rails
- Stainless steel deck hardware

- Forepeak storage
- Stainless steel & teak ladder from the foredeck to the Portuguese Bridge
- Benchseats/storage forward of the wheelhouse and also forward of the Portuguese Bridge
- Harken winch on each mast
- Full walk-around main and bridge side decks
- Boarding gates on each side deck
- Galley access door on the port main side deck
- Engine room fidley door on port main deck
- Varnished teak superstructure side walls
- Cramm starboard side hydraulic gangway
- Manual Marquipt gangway
- Cramm passerelle
- Crew wet locker bridge deck starboard aft
- Bosun's locker bridge deck amidships
- Guest foyer access door starboard side deck
- 2 X capstans on aftdeck

156' Turquoise Tenders

- Ribeye custom 6 metre RIB with a 150 hp Yamaha outboard
- Ribeye custom 5.5 metre RIB with a 100 hp Yamaha outboard
- Cramm CD7002 1.5 ton tender crane on the foredeck
- Tender whips on each side

156' Turquoise Safety & Fire Protection

- Ultra Fog engine room fire suppression system

-
- Ultra Fog galley stove dedicated CO2 fire suppression system
 - Consillium smoke/carbon monoxide detection system
 - Engine room and Lazarette emergency exit hatches
 - Crew mess emergency escape hatch
 - Portable emergency fire/bilge pump
 - Bilge pump manifold
 - GE security system
 - U-Max Flex CCTV system
 - Kahlenberg M-511 whistle control system
 - Flir night vision system
 - Carlisle & Fitch searchlight
 - Furuno Inmarsat MES distress panel
 - Fire extinguishers
 - Life jackets
 - Flares
 - 2 X Viking SOLAS A 20 person life rafts with Hammer H20 R hydrostatic releases
 - Daniamart L90 lifebuoy liferings and lights
 - PainsWessex MK 8 MOB lifebuoy marker
 - 2 X PainsWessex 250 rocket lifeline throwers
 - Jotron 40GPS EPIRB
 - 2 X Jotron SART's
 - 10 X Revere SOLAS immersion suits
 - 15 X Sea Farer thermal protective aids
 - 8 X Pro Camper fire blankets
 - Helicopter lifting sling lifesaving system
 - Lifesling Overboard Recovery System

- 2 X West Marine lifelines
- MCA category B medical and rescue kits
- Fire fighting suits and equipment

156' Turquoise Exclusions

- Sellers' and crew personal belongings

156' Turquoise Disclaimer

The Company offers the details of this vessel in good faith but cannot guarantee or warrant the accuracy of this information nor warrant the condition of the vessel. A buyer should instruct his agents, or his surveyors, to investigate such details as the buyer desires validated. This vessel is offered subject to prior sale, price change, or withdrawal without notice.

Exclusions


Owner's personal belongings.

Disclaimer


The Company offers the details of this vessel or yacht in good faith but cannot guarantee or warrant the accuracy of this information nor warrant the condition of the vessel. A buyer should instruct his representatives, agents, or his surveyors, to investigate such details as the buyer desires validated. This vessel or yacht is offered subject to prior sale, price change, or withdrawal without notice.

PHOTOS


156' Turquoise port profile photo2



156' Turquoise port profile photo3




156' Turquoise starboard forward profile




156' Turquoise starboard aft profile



156' Turquoise starboard profile



156' Turquoise bowsprit




156' Turquoise anchor windlass



156' Turquoise foredeck




156' Turquoise foredeck aft



156' Turquoise tender crane photo1



156' Turquoise tender crane photo2




156' Turquoise foredeck hatch



156' Turquoise ship's bell



156' Turquoise tenders




156' Turquoise guest tender photo1



156' Turquoise guest tender photo2




156' Turquoise guest tender photo3




156' Turquoise Portuguese Bridge photo1




156' Turquoise Portuguese Bridge photo2



156' Turquoise port bridge deck photo1




156' Turquoise port bridge deck photo2




156' Turquoise port wing station




156' Turquoise starboard bridge deck photo1




156' Turquoise starboard bridge deck photo2



156' Turquoise sundeck forward



156' Turquoise sundeck aft




**156' Turquoise sundeck seating
photo1**



**156' Turquoise sundeck seating
photo2**




**156' Turquoise sundeck seating
photo3**




**156' Turquoise sundeck sunpad
photo1**




**156' Turquoise sundeck sunpad
photo2**




156' Turquoise sundeck port seating




156' Turquoise sundeck starboard seating




156' Turquoise sundeck hatch




156' Turquoise port main deck




156' Turquoise starboard main deck




156' Turquoise aftdeck forward



156' Turquoise aftdeck aft



156' Turquoise exterior detail



156' Turquoise life ring detail




156' Turquoise side gangway




156' Turquoise transom




156' Turquoise salon forward




156' Turquoise salon port forward seating




156' Turquoise salon port aft seating



156' Turquoise salon starboard aft lounge chair




156' Turquoise salon bar



156' Turquoise dining salon




156' Turquoise main deck dayhead



156' Turquoise master stateroom photo1




156' Turquoise master stateroom photo2




156' Turquoise master stateroom entrance




156' Turquoise master stateroom storage detail



156' Turquoise master stateroom desk/vanity




156' Turquoise master stateroom head




156' Turquoise port forward guest stateroom




156' Turquoise port aft guest stateroom




156' Turquoise starboard forward guest stateroom



156' Turquoise starboard aft guest stateroom



156' Turquoise build plate




156' Turquoise carpet detail



156' Turquoise curtain detail photo1




156' Turquoise curtain detail photo2




156' Turquoise curtain detail photo3




156' Turquoise table detail




156' Turquoise door handle detail photo1



156' Turquoise door handle detail photo2



156' Turquoise wheelhouse




156' Turquoise wheelhouse port




156' Turquoise wheelhouse starboard




156' Turquoise helm photo1



156' Turquoise helm photo2




156' Turquoise helm photo3




156' Turquoise wheelhouse desk



156' Turquoise wheelhouse seating



156' Turquoise wheelhouse door detail



156' Turquoise engine room photo1



156' Turquoise engine room photo2




156' Turquoise engine room forward




156' Turquoise engine room aft




156' Turquoise engine room port aft




156' Turquoise port main engine photo1





156' Turquoise port main engine photo2




156' Turquoise port Racor fuel filters




156' Turquoise starboard main engine photo1 **156' Turquoise starboard main engine photo2**




156' Turquoise starboard Racor fuel filters




156' Turquoise Alpha-Laval fuel polishing system




156' Turquoise watermakers



156' Turquoise bilge manifold




**156' Turquoise engine room
emergency controls**




156' Turquoise electrical panel1




156' Turquoise electrical panel2



**156' Turquoise port generator
soundbox**




156' Turquoise port generator



**156' Turquoise starboard generator
soundbox**



156' Turquoise ASEA shore power converter



156' Turquoise battery charger



CONTACTS

Andrey Shestakov, leading yacht broker of the sales department of Shestakov Yacht Sales Inc. Shestakov Yacht Sales Inc., the official representative of the Miami/Fort Lauderdale FL headquarters.

Contact details

Email: **andrey@shestakovyachtsales.com**

Web: shestakovyachtsales.com/en/

Telephones

USA: **+1(954)274-4435**

Office hours

Monday – Saturday: **9:00 - 21:00** EDT

Sunday: **closed**

Address



Harbour Towne Marina, 850 NE 3rd St, STE 213, Dania, FL 33004