

IBIS — SELENE



Builder: SELENE

Year Built: 2004

Model: Trawler

Price: PRICE ON APPLICATION

Location: United States

LOA: 53' 0" (16.15m)

Beam: 16' 8" (5.08m)

Min Draft: 5' 7" (1.70m)

Max Draft: 5' 9" (1.75m)

Cruise Speed: 8 Kts. (9 MPH)

Max Speed: 11 Kts. (13 MPH)

Our experienced yacht broker, Andrey Shestakov, will help you choose and buy a yacht that best suits your needs **Ibis — SELENE** from **our catalogue**. Presently, at **Shestakov Yacht Sales Inc.**, we have a wide variety of yachts available on **our sale's list**. We also work in close contact with all the big **yacht manufacturers** from all over the world.

If you would like to buy a yacht **Ibis — SELENE** or would like help answering any questions concerning purchasing, selling or chartering a yacht, please call **+1(954)274-4435**

TABLE OF CONTENTS

TABLE OF CONTENTS	2
SPECIFICATIONS	5
Overview	5
Basic Information	5
Dimensions	5
Speed, Capacities and Weight	6
Accommodations	6
Hull and Deck Information	6
Engine Information	6
DETAILED INFORMATION	7
Accommodations	7
Salon	7
Galley	7
Master Stateroom	8
Master Ensuite Head	8
VIP Guest Stateroom	8
Guest Stateroom 2	8
Guest Head	9
Electrical	9
Electronics and Navigation Systems	9
Audio and Visual Equipment	10
Engine and Mechanical	10
Deck Equipment	10
Flybridge	11
Pilothouse	11
Safety Equipment	12
Lazarette	12
Exclusions	12

Exclusions	12
Disclaimer	12
PHOTOS	13
Cockpit	13
Cockpit	13
Salon	13
Salon Starboard	13
Salon Port	13
Galley	13
Galley	13
Pilothouse Helm	13
Pilothouse Settee	14
Stairs to Fly Bridge from Pilothouse	14
Master Stateroom	14
Master Head	14
VIP Stateroom	14
Guest Stateroom	14
Fly Bridge	14
Fly Bridge Helm	14
Fly Bridge Settee	15
Fly Bridge Deck	15
Fly Bridge Crane	15
Side Deck	15
Forward Controls	15
Windlass	15
Flybridge Settee	15
Bow	15
Engine Room Entrance	16
Engine Room	16

Engine Room	16
CONTACTS	17
Contact details	17
Telephones	17
Office hours	17
Address	17

SPECIFICATIONS

Overview

Price just reduced - owner will consider any responsible offer Ibis was built for serious cruising having logged multiple voyages to the Caribbean and ICW legs from Florida to New England. Her optional bulbous bow improves efficiency and ride, and stabilizers smooth the seas. She is extremely well equipped and outfitted for long range cruising and a live aboard lifestyle. Impeccably maintained including rails and decks refinished 3/16 and numerous other important updates. ***Ibis*** has proven her abilities and strains at her docklines to do it all again.

On request we can provide links to CAD drawings of all the ship's systems as built, a gallery of over 40 pictures, and copies of recent oil samples.

Basic Information

Category: Trawler

Sub Category: Raised Pilothouse

Model Year: 2004

Year Built: 2004

Country: United States

Vessel Top: Bimini Top

Fly Bridge: Yes

Cockpit: Yes

Dimensions

LOA: 53' 0" (16.15m)

LWL: 52' 3" (15.93m)

LOD: 53' 0" (16.15m)

Beam: 16' 8" (5.08m)

Min Draft: 5' 7" (1.70m)

Max Draft: 5' 9" (1.75m)

Speed, Capacities and Weight

Cruise Speed: 8 Kts. (9 MPH)

Max Speed: 11 Kts. (13 MPH)

Displacement: 95000 Pounds

Water Capacity: 350 Gallons

Holding Tank: 70 Gallons

Fuel Capacity: 1400 Gallons

Accommodations

Total Cabins: 3

Total Berths: 5

Total Heads: 2

Hull and Deck Information

Hull Material: Fiberglass

Hull Finish: Stainless Steel

Engine Information

Engines: 1

Manufacturer: Cummins

Model: 6CTA8.3M3

Engine Type: Inboard

Fuel Type: Diesel

DETAILED INFORMATION

Accommodations

The interior is finished in satin varnished cherry wood with teak and holly soles throughout. As you board the Selene 53 onto the aft deck, there is a bench seat aft. A storage cabinet with varnished teak trim is forward on the port side of the cockpit. There is a door at the transom to the integral swim platform. From the aft deck a Diamond Sea Glaze door leads directly into the MAIN SALON. To port is an L-shaped settee with teak table. To starboard is another settee with desk at aft end. The U-shaped galley is at the forward end of the salon and to port. To starboard of the galley are stairs leading up to the raised PILOTHOUSE. The pilothouse has an L-shaped settee to port aft with table which is raised to allow good visibility. There is storage under. Behind the settee is a pilot berth. There is a helm chair just behind the helm station. State-of-the-art electronics are displayed for comfortable and easy operation. There are Diamond Sea Glaze doors port and starboard that lead out to the side decks. To starboard and aft are stairs that lead up to the flybridge. Also to starboard of the galley are stairs leading down to the master cabin. Access to the engine room is aft through a water-tight door at the base of these stairs. Through a doorway forward from the master is a companionway leading to the two guest cabins with stairs to starboard leading up to the pilothouse. Immediately to port is a guest stateroom, forward is the VIP guest stateroom. To starboard is the guest head and shower.

Salon

- L-shaped settee to port with hi/lo folding table, settee to starboard with desk at aft end.
- Mini blinds
- Teak and holly flooring
- Six opening windows w/ screens
- Flat screen TV recessed in galley bar
- Stereo w/ multi function player
- Reading lights

Galley

- Force 10 Propane Stove and oven with broiler
- Double stainless steel sink
- Corian countertop
- Marble bar top
- Gas control with fume detector

- Frigio ac/dc refrigerator - NEW 2015
- GE microwave/convection oven
- Exhaust blower
- Multiple drawers and cabinets
- Ice Maker - 120V AC

Master Stateroom

- Queen berth centerline
- Abundant storage, drawers, 2 cedar lined hanging lockers
- Samsung flat screen TV w/ sat TV feed
- Stereo speakers w/ volume control
- Teak and holly flooring
- 4 opening port holes w/ screens

Master Ensuite Head

- Ensuite head and shower starboard
- Corian counter top
- Tecma head
- Exhaust fan
- 2 opening ports w/ screens
- Abundant storage cabinets
- Marble tile sole

VIP Guest Stateroom

- Centerline queen berth
- Teak and holly flooring
- 2 Reading lights
- 2 hanging lockers, cedar lined
- Overhead cabinets forward
- Cabinets port and starboard above berth
- 4 opening ports w/ screens
- Large overhead hatch w/ Oceanair screen/shade
- Samsung flat screen TV
- Stereo speakers w/ volume control

Guest Stateroom 2

- 2 single berths, lower athwartships, upper fore and aft
- Teak and holly flooring
- Reading lights at berths
- Hanging locker – cedar lined
- Large drawers and additional storage
- Built in desk forward
- 2 opening ports w/ screens

Guest Head

- Tecma head
- Large Shower stall
- Corian counter top
- Exhaust fan
- Marble tile sole
- 2 opening ports w/ screens

Electrical

- 24 V DC
- 110/220 V AC
- All Lifeline AGM Batteries for house, thrusters, and start new 2013
- Dual 50 amp 220 volt shore power systems: 1 aft with Cablemaster
- Heart 2500 watt inverter/charger w Link 2000 remote control
- Second 24V battery charger
- Northern Lights 12.5kw generator (1787 hrs)
- 200 Amp 24 V alternator on main for house batteries

Electronics and Navigation Systems

- 2 Raymarine E120 Radar/chart displays in Pilothouse
- 1 Raymarine E120 Radar/chart display on Flybridge
- ICOM IC-M602 VHF in Pilothouse w/remote mike at FB helm
- ICOM IC-M422 VHF on Flybridge
- ICOM IC-M802 SSB
- Raymarine 4KW open array Radar antenna
- Raymarine ST 60 Tridata display-speed, depth at both helms
- Raymarine Auto pilot
- Raymarine ST 60 Wind indicator
- 2nd Raymarine GPS RN300
- AIS receiver integrated into Raymarine system

- XM satellite weather
- Naiad stabilizers w/ Datum control
- ACR RL100 spotlight w/ controls at both stations
- VDO rudder angle indicator
- Danforth compasses at both stations
- Digital barograph

Audio and Visual Equipment

- Stereo with multifunction player(DVD,CD,XM)in salon includes DVD feed to TV
- Speakers in main salon, pilothouse, master and flybridge w/ separate volume controls
- XM satellite radio
- Samsung flat screen TV's in main salon, master and VIP cabins
- KVH sat TV antenna w/ Direct TV receiver

Engine and Mechanical

- Cummins 6CTA8.3M3 450HP- 5000 hrs New exhaust, RW pump 2015
- Hynautic hydraulic steering
- Wing control stations port and stbd at portuguese bridge
- Dual 1000 Max Racor fuel filters for mains
- Dual 500 Max Racor fuel filters for genset
- Reverso oil change system
- ESI fuel polishing system
- Yanmar 56 hp get home engine with separate shaft and folding prop
- Cruisair Air Conditioning - Reverse cycle 64,000 BTU total (new compressor 2015)
- Sidepower bow and stern thrusters with controls at all stations(4)
- Village Marine 250 gpd watermaker
- 70-gallon holding tank with macerator & deck pump outs
- 4 auto bilge pumps w/integrated bilge alarm by Ultra Safety Systems
- 1 manual bilge pump
- High water alarm
- Various engine and genset spares including raw water pumps

Deck Equipment

- Custom covers for dinghy, all exterior seats, table, aft deck locker, liferaft, helm forward window sun cover
- Caprail varnish cover
- Optional boarding gate at starboard side of Portuguese bridge

- Glendenning Model CM-7 Cablemaster w/75' 50 amp/220v cable
- Stainless steel 600 KG Davit - hydraulic
- Search Light - ACR model RCL - 100
- Kahlenberg horn
- Avon SE400 Seasport Deluxe tender with Yamaha 40 hp 4-stroke outboard
- Built in BBQ on flybridge
- Ideal anchor windlass with dual chain and vertical capstan, foot switches, controls at helm and flybridge
- Anchor wash down
- Anchors - 75 lb CQR w/ 300' of 7/16" HTchain
- 66lb Bruce w 300' of 7/16" HT chain
- Fortress 55 anchor w/ 200 ft rode in lazarette

Flybridge

- Full replication of all controls
- Access from Pilothouse
- 2 helm chairs
- Full width Stamoid Bimini w/ heavy duty ss frame attached to arch
- L-shaped settee with table
- Bar to starboard w/ built in BBQ, s/s sink, and beverage refrigerator
- Bose speakers w/ volume control near helm

Pilothouse

- L-shaped settee with teak table
- Helm chair
- Pilot berth
- Windshield wipers
- Kahlenberg air horn w/auto control
- Danforth 5" compass
- Overhead hatch w/Oceanair screen/shade
- Diamond Seaglaze dutch doors port and Starboard
- 2 opening windows w/screens
- Stairs to Flybridge
- Stereo speakers w/volume control

Safety Equipment

- Switlik 6-man offshore liferaft in canister w/hydrostatic release system
- Life jackets
- Set of flares- USCG approved
- EPIRB
- Fireboy auto fire system in engine room w/auto shut down
- (5) Fire extinguishers

Lazarette

- Accessed through large deck hatch in cockpit or through optional water tight door in engine room
- Asko full-sized washer and dryer
- Grunert coldplate freezer
- Storage cabinets

Exclusions

Owners personal effects are excluded from the sale.

Exclusions

Owner's personal belongings.

Disclaimer


The Company offers the details of this vessel or yacht in good faith but cannot guarantee or warrant the accuracy of this information nor warrant the condition of the vessel. A buyer should instruct his representatives, agents, or his surveyors, to investigate such details as the buyer desires validated. This vessel or yacht is offered subject to prior sale, price change, or withdrawal without notice.

PHOTOS

Cockpit



Cockpit




Salon



Salon Starboard



Salon Port



Galley



Galley



Pilothouse Helm



Pilothouse Settee



Stairs to Fly Bridge from Pilothouse



Master Stateroom



Master Head



VIP Stateroom



Guest Stateroom



Fly Bridge



Fly Bridge Helm



Fly Bridge Settee



Fly Bridge Deck




Fly Bridge Crane



Side Deck



Forward Controls



Windlass



Flybridge Settee



Bow



Engine Room Entrance



Engine Room



Engine Room



CONTACTS

Andrey Shestakov, leading yacht broker of the sales department of Shestakov Yacht Sales Inc. Shestakov Yacht Sales Inc., the official representative of the Miami/Fort Lauderdale FL headquarters.

Contact details

Email: **andrey@shestakovyachtsales.com**

Web: shestakovyachtsales.com/en/

Telephones

USA: **+1(954)274-4435**

Office hours

Monday – Saturday: **9:00 - 21:00** EDT

Sunday: **closed**

Address



Harbour Towne Marina, 850 NE 3rd St, STE 213, Dania, FL 33004