

MATRIX ROSE — STERLING YACHTS



Судостроитель: STERLING YACHTS

Год постройки: 1986

Модель: Моторная яхта

Цена: ЦЕНА ЯХТЫ ПО ЗАПРОСУ

Местонахождение: United States

Длина общая: 147' 0" (44.81m)

Ширина: 27' 6" (8.38m)

Макс. осадка: 9' 0" (2.74m)

Крейс. скорость: 12 Kts. (14 MPH)

Макс. скорость: 15 Kts. (17 MPH)

Купить **MATRIX ROSE — STERLING YACHTS** а также выбрать подходящую вам яхту из нашего **каталога яхт** вам поможет опытный яхтенный брокер Андрей Шестаков. На сегодняшний день компания **Shestakov Yacht Sales Inc.** имеет большое количество яхт в **собственном списке продаж**, а также тесно сотрудничает со всеми крупными **яхтенными производителями** по всему миру.

Для того чтобы купить яхту **MATRIX ROSE — STERLING YACHTS** а также проконсультироваться по любому вопросу связанному с покупкой, продажей, чартером яхт позвоните по телефону **+7(918)465-66-44**.

ОГЛАВЛЕНИЕ

ОГЛАВЛЕНИЕ	2
ХАРАКТЕРИСТИКИ	3
Основная информация	3
Размеры	3
Скорость, вместимость и масса	3
Размещение	3
Корпус и палуба	4
Информация о двигателе	4
ПОДРОБНОЕ ОПИСАНИЕ	5
CONSTRUCTION	5
DIMENSIONS	5
MACHINERY	5
COMMUNICATION, NAVIGATION & ENTERTAINMENT SYSTEMS	6
GALLEY & LAUNDRY EQUIPMENT	8
TENDERS & TOYS	8
DECK EQUIPMENT	8
SECURITY, FIRE FIGHTING & SAFETY EQUIPMENT	9
ACCOMMODATIONS	9
COMMENTS	14
Исключения	16
Отказ от ответственности	16
ФОТОГРАФИИ	17
КОНТАКТЫ	20
Контактная информация	20
Телефоны	20
Время работы	20
Адрес	20

ХАРАКТЕРИСТИКИ

Основная информация

Тип судна: Моторная яхта

Модельный год: 1986

Год постройки: 1986

Год обновления: 2016

Страна: United States

Размеры

Длина общая: 147' 0" (44.81m)

Ширина: 27' 6" (8.38m)

Макс. осадка: 9' 0" (2.74m)

Скорость, вместимость и масса

Крейс. скорость: 12 Kts. (14 MPH)

Дальность на крейсерской скорости: 3750

Макс. скорость: 15 Kts. (17 MPH)

Чистый вес: 480 Pounds

Вместимость воды: 2000 Gallons

Объем топливного бака: 16502 Gallons

Размещение

Всего кают: 5

Спальные места: 12

Каюта капитана: Да

Каюты экипажа: 6

Спальных мест экипажа: 11

Корпус и палуба

Материал корпуса: Fiberglass

Дизайнер экстерьера: Jon
Bannenberg

Дизайнер интерьера: Pininfarina

Информация о двигателе

Двигатели: 2

Производитель: MITSUBISHI

Модель: 16N-MTK

Тип топлива: Diesel

ПОДРОБНОЕ ОПИСАНИЕ

CONSTRUCTION

Carbon Reinforced Fiberglass hull and superstructure, teak decks

DIMENSIONS

General

Length Overall (L.O.A.):	147.38 feet	(44.92 meters)
Beam (molded):	27.49 feet	(8.38 meters)
Draft (loaded):	9.00 feet	(2.74 meters)
Tonnage:	480T gross	

Capacities

Fuel Capacity:	15,927 US Gallons	(60,290 Liters)
Water Capacity:	2,000 US Gallons	(7,571 Liters)
Watermakers:	3,000 US Gallons	(11,356 Liters)
Lube Oil:	249 US Gallons	(942 Liters)
Waste Oil:	195 US Gallons	(738 Liters)

Speed

Maximum:	15.0 knots
Cruising:	12.0 knots
Economical:	12.0 Knots

MACHINERY

Main Engines

Engine Type:	(2) Mitsubishi S-12R Tier2MPTK 1309HP (New 2016)
Gearboxes for Main Engines:	(2) Twin Disk Continuous duty (New 2016)
Drive:	Propeller

Generators & Electricity

Output:	99KW @ 60Hz
Generators:	Kohler fully automated Tier (New 2016)
Generator Fuel Consumption:	5.8gl per hour per generator

Shore Power:	Atlas 100KW (Rebuilt 2016)
Switch Board:	Custom Built fully Automatic/Full Manual (New 2016)
Batteries:	2 x 24volt 8D banks in Engine Room (2016)
Air Conditioning	
Type:	(3) Domestic 15t chiller units. PLC. (2016) (3) Scott Raw water pumps (2016) (1) Scott chilled water pump (2016)
Other Machinery	
Watermakers:	Technomar 3000Gl per day
Stabilizers:	(2) Quantum 1500 Zero Speed (2016)
Bow Thruster:	Tokyo Keiki
Steering System:	Tokyo Keiki/Simrad
Fuel Transfer Pumps:	(1) Reverso 110v (2016)
Oil Transfer:	(1) Reverso 24v (2016)
Fuel Separator & Filtration:	Alfa Laval (2016)
Sewage System:	Head hunter (2016)
Hot Water System:	(2) Keltech tankless 15kw
Fresh Water System:	(2) Headhunter Whisper (2016)
Bilge Water Filtration:	BilgeMon (2016)
Fire/Bilge Pumps:	Scott 2.5hp (2016)
Monitoring and control:	Custom built tank and systems control (2016)

COMMUNICATION, NAVIGATION & ENTERTAINMENT SYSTEMS

Communication Systems

SATcom:	(2) JRC
V-SAT:	(1) Intellian V-SAT v100GX KU-KA Band (2016)
Satellite TV:	(1) Intellian SAT-TV 100HD World View KU-KABand (2016)
Telephone System:	Panasonic Cell and VOIP
SSB:	JRC
VHF:	(2) JRC (3) Icom
Cellular Phone System:	(2) Omni directional wide band (2016) (1) Dual band long range Antenna (2016)
WiFi:	(2) 2.4Ghz Bullet WiFi Antenna (2016) (1) 30" long range WiFi Antenna (2016) (12) Wave WiFi access points (2016)

Navigation Systems

Radar: (2) Simrad ARGUS 25KW X-Band ARPA (2016) (1) Simrad 4G Continuous wave radar (2016)

Gyrocompass: (1) Simrad GC80 Gryo Compass (2016) (1) Simrad/Navico HS80A GPS Satellite Compass (2016)

Magnetic Compass: (1) Tokyo Keiki

Auto Pilot: (1) Simrad AP70 Control Head (2016) (1) Simrad AC85 Autopilot computer (2016)

Depth Sounder: (1) B&G DST 800 with custom enclosure (2016)

GPS: (1) Simrad (1) B&G (1) Furuno

Weather FAX: Sirius XM Overlay (2016)

Ships Computer: (2) Custom small form servers (2016) (1) HP Business management switching (2016)

Wind/Speed Log: (2) B&G Zeus 7 Multi function controls (2016) (7) B&G Triton multi function controls (2016)

(2) Furuno backup (2016)

Navtex: (1) JRC NCR-333 with JRC NAW-333-1 (2016)

Bnwas: (1) Furuno (2016)

(1) Simrad E5000 ECDIS stand alone (2016)

Charting system: (1) Nobeltech Time Zero with own Computer (2016)

(1) Transas world folio with own computer (2016)

(2) B&G Zeus 7 Insight Cartography (2016)

Entertainment System

Video Equipment TV's: TBA

Audio Equipment All new speakers inside and out (2016)

Stereo's:

GALLEY & LAUNDRY EQUIPMENT

Main Galley Equipment

Cooking Equipment: (2) Miele ovens (2015)
Frigidare microwave (2016)

Refrigeration/Freezer: Samsung 3 door refrigerator (2016)
Built in refrigerator/freezer (2016)

Dishwasher: Miele High Speed (2016)

Crew Galley/Mess Equipment

Refrigeration/Freezer: LG Commercial refrigerator (2016)

Additional Galley Equipment

Refrigeration/Freezer: (2) Large built in freezer/refrigerator (2016)

Other: (1) Miele vent extractor (2016)

Laundry Equipment

Main Laundry Equipment: (4) Sets new Miele washers and dryers (2016)
Sink in Laundry

TENDERS & TOYS

Tenders: (2) 18' Nautica 2011 w/Yamaha 70 Hp 4-stroke on each, 50 hrs since new

Dive Gear: (2) sets Mares

Other: (1) Brownies Hooker rig (2015)

DECK EQUIPMENT

Anchor Windlass System: (2) Custom Built (Full rebuild 2016)

Aft Warping Capstans: (2) Custom Built (Full rebuild 2016)

Anchors:	(2) Custom Built stainless steel
Boat Crane and Davits:	(2) Custom Built Hydraulic in overheads
Passerelle:	Carbon fiber
Swimming Platform:	Custom built Hydraulic Transom Door

SECURITY, FIRE FIGHTING & SAFETY EQUIPMENT

Security Equipment

CCTV System: Blackjack Cube Spectrum HD Recording (2016)

Cameras: (7) 3mega pixel mini dome (3) PTZ (2016)

Monitors: (4) Hataland IMO Touch screen (2016)

Fire Fighting Equipment

Fire Control System: Honeywell fire detection system (2016)

Fire Extinguishers: All new 2016

Alarms: Yacht Sentinel remote monitoring (2016)

Safety Equipment

Life Rafts: (2) Sea Safe 25 Man Solas (2016)

Life Rings: 6 (2016)

EPIRBs: 406Hz ACR Global Fix (New 2016)

Flares: New 2016

Medical Equipment: Marine Med International 20 person

ACCOMMODATIONS

Sleeps up to 12 in the Owner's party in 5 staterooms, plus crew accommodations for

up to

11 in 6 cabins

MATRIX ROSE features include:

- Master stateroom on the main deck
- Four staterooms below including a potential convertible VIP/2nd Master
- Beautiful atrium aft on the main deck going up to the bridge deck with an elevator, huge bar, floor to ceiling windows and panoramic vista lounge. The entire area would easily be functional for a party from 40 to 70 people
- Hydraulic operated custom Transom Door / Beach Club complete with diving board
- Helicopter capable

OWNER / GUESTS / CREW

VESSEL WALKTHROUGH

Few yachts have the value, sea keeping ability as MATRIX ROSE. This yacht truly has all the things which make superyachts enjoyable. She serves as the perfect family style vessel, warm and inviting and yet she has the size elegance, sophistication and layout for more formal entertaining of large groups.

The accommodations are equal to a 180 footer. There is a generous full beam master stateroom including large bath on deck with four guest staterooms also with en-suite baths below. The crew quarters consist of five double cabins plus a large crew lounge, a private captain's stateroom with large double bed, office desk and en-suite bath.

The woodwork and joinery details are all updated and exquisitely crafted using designer fabrics and the finest marble and granite and accented with stainless steel with gold fixtures and handles. The seven foot ceiling height and the well planned public areas adds to the ambiance by creating a light open atmosphere for the rich décor.

The impressive main deck is entered from the starboard side double doors which open

to expose the triple height Atrium entrance foyer featuring a three level floating stainless steel and glass spiral staircase and the dining salon. Forward is the four level elevator and the master stateroom.

The enormous main salon, on the 3rd deck features a large full service bar and entertainment areas, is on the sky deck level.

Across from the elevator, aft of the bar is the Main Salon sitting area with floor to ceiling windows, loose furniture and built-in settee's. A gaming table can be located on the starboard side leaving much room for your imagination to decorate.

MAIN SALON (UPPER DECK)

This area welcomes guests with a great bar to the port side with its four bar stools. The bar is equipped with a white marble counter top and a brown leather reverse bullnose edge below, white marble sink and counter top, and a KitchenAide icemaker. Behind the bar are storage cabinets and a staircase for crew and guests private access.

Forward is the large adjacent vista lounge area with a sofa. Aft to starboard is a small desk or study area. Forward is the enormous oval shaped "observation salon" with a large circular sofa with seating for up to 10 people and interspersed cocktail tables, entertainment center and projector television with hidden screen. These rooms have movable sofas to create room arrangements for viewing movies or party arrangements.

Aft in the main salon to port, stairs provide access to the upper dining, lounge or gym deck. Past the Atrium, on the covered upper deck aft is the outside seating and dining area for up to 20 people.

DINING SALON

The dining salon is located on the main deck level aft. The circular shape of the room is further accentuated by the large round table with seating for ten to twelve guests. There are numerous lighting configurations that together with the oval floor to ceiling

portlights, equipped with shades and draperies, can create any mood desired by the owners and guests. Through a curved pocket door is the service pantry for the dining room.

The service pantry also contains:

- Trash compactor
- Refrigerator with ice maker, stainless steel sink
- Commercial ice maker
- Dishwasher InstaHot
- Cabinet storage

Aft of the dining salon, to the portside, is the beautiful day head, featuring freshwater toilet, brass sink inlaid in the counter top and marble floors.

MASTER STATEROOM (MAIN DECK)

The full beam master stateroom is forward down a private corridor located on the starboard side of the main deck, with an elevator landing to a private entrance. The king bed is located to the port side of this enormous suite. The closets are large with one full walk-in closet and plenty of extra storage cabinets. A television and entertainment center complement the enormous master stateroom. Built-in sofa and loose chairs.

The master stateroom's en-suite bath forward contains a beautifully executed white marble shower, 2 sinks, shower and water closet separate with head and bidet, fixtures and hard wood flooring accent this well thought out bathroom.

The master stateroom forward on the main deck provides owner with more stable a quieter ride for owner.

VIP/SECOND MASTER STATEROOM (BELOW DECK, FORWARD STARBOARD AND PORT)

Going below the deck, the beautiful VIP/Second Master stateroom forward begins on

the port side. It features a king size bed, entertainment center with TV, VCR and stereo, built-in bookshelves, and hanging locker.

- King size bed
- Jacuzzi tub and shower
- New entertainment center
- Large closet
- Private bed with bidet
- 2 en-suite heads include white counter with sink, glass stall shower, shelving and marble floors

The wall dividing the two forward guest staterooms can be opened or closed to create one VIP/Master or 2 VIP staterooms. This starboard stateroom doubles as a VIP/Master stateroom, private study as the elevator from the master lands into this guest stateroom.

GUEST STATEROOM (BELOW DECK, AFT PORT)

This double guest stateroom offers a queen bed with sofa, one nightstand, hanging locker, and built-in entertainment center. En-suite bath offers circular Jacuzzi tub with shower, head and bidet.

GUEST STATEROOM (BELOW DECK, AFT STARBOARD)

This double guest stateroom offers a queen bed with day sofa, hanging locker, and built-in entertainment center. En-suite bath offers circular Jacuzzi tub with shower, head and bidet.

GALLEY/LAUNDRY

Located forward and aft of the crew quarters, is a commercial galley with very large marble counter space and preparation areas. Great set up for preparing meals for large groups.

CREW AREA

Aft of the Crew quarters, just forward of the galley is a large dinette booth with seating for up to 14.

Starboard side there are (2) upper and lower berths with head. Port side has upper and lower berths with head. Captain's cabin has a queen bed, desk and head.

Forward of the Galley are (2) additional crew cabins. Forward of that is the laundry area.

COMMENTS

Jon Bannenberg, one of the world's leading yacht designers, collaborated with Sterling Yacht & Ship builders to create the ultimate 147' motoryacht. Her layout is exciting and timeless, which reflects a total Superyacht approach to privacy, comfort and flexibility of living space never before achieved in a vessel of this size.

Some of the outstanding features include a triple height entrance foyer, and elevator through four decks from lower guest staterooms to the 4th multi-function deck. The vessel's floors are floating and insulated with double lead sandwich, providing a very quiet interior throughout. All windows, windscreens and other exterior glass is safety/tempered glass.

Superyacht Intelligence! What makes a superyacht design a valuable design? The following does:

- Tenders positioned on Main Deck Aft, permits quick launching & loading without interruption of Guest activities
- An elevator allows full guest access to all decks
- A 4 the deck lounge, reading room, or gym and outside under-the-stars Jacuzzi dining deck the Mega yacht feel!!
- A 3,750 mile range provides worldwide cruising capabilities
- Long running modern efficient engines and machinery complete the superyacht feel and **value!**
- MATRIX ROSE has all of the above and more. All under 150 feet and below USD 10,000,000. Then add in all nearly new nearly everything and suddenly she becomes the most intelligent value on the market.
- MATRIX ROSE is among the most intelligent yachts currently offered on the market today! Exclusively, for the individual that wants to add his/her own unique touches. Cruise the world and party like a “Rock Star” or maybe dock in New York or Monaco with your world leader friends. Sleeps 10-12 guests and socializes 70-80 people.
- Designed by the infamous Jon Bannenberg interior décor by Pininfarina, MATRIX ROSE offers a unique custom style layout unmatched by any yacht of her size and price range. If you’re looking for a great Superyacht, ideal for entertaining and world cruising below 10 million dollars, that is virtually new, consider MATRIX ROSE.

Extensive World Class Refit including:

- New Main Engines & Gear Boxes
- New Generators
- New Galley equipment
- New HVAC System
- New Zero Speed stabilizers

- Over 400 improvements
- Exclusions include all of Owner's personal effects -

"All speeds, capacities, consumption, etc. are approximate or estimated; measurements can also be approximate. Specifications are provided for information only and particulars herein obtained from sources believed to be correct, but are not guaranteed. Buyer should instruct his agent and/or surveyor to check all details for accuracy. Offered subject to prior sale, price and/or inventory change, or withdrawal from the market without notification."




Исключения

При продаже яхты исключаются личные вещи владельца.

Отказ от ответственности

Компания предоставляет описание судна или яхты добросовестно, но не может гарантировать точность этой информации, а также не ручается за техническое состояние. Покупатель должен проинструктировать своих агентов или оценщиков исследовать представленную информацию более подробно, по собственному желанию. Продажа судна или яхты, изменение цены или снятие с продажи будет происходить без предварительного уведомления.

ФОТОГРАФИИ







КОНТАКТЫ

Андрей Шестаков (Andrey Shestakov) – ведущий яхтенный брокер отдела продаж яхт и судов компании Shestakov Yacht Sales Inc. Официальный представитель Shestakov Yacht Sales Inc. для русскоговорящих клиентов в центральном офисе компании в Майами/Форт Лодердейл/Флорида/США.

Контактная информация

Email: **andrey@shestakovyachtsales.com**

Web: shestakovyachtsales.com

Телефоны

Краснодарский край: **+7(918)465-66-44**

США, Майами, Флорида: **+1(954)274-4435**

Время работы

Понедельник – Суббота: **9:00 - 21:00** EDT

Воскресенье: **Закрето**

Адрес



Harbour Towne Marina, 850 NE 3rd St, STE 213, Dania, FL 33004