

PHALAROPE — SELENE



Судостроитель: SELENE

Год постройки: 2014

Модель: Траулер

Цена: ЦЕНА ЯХТЫ ПО ЗАПРОСУ

Местонахождение: United States

Длина общая: 42' 0" (12.80m)

Ширина: 14' 6" (4.42m)

Макс. осадка: 4' 8" (1.42m)

Крейс. скорость: 8 Kts. (9 MPH)

Макс. скорость: 10 Kts. (12 MPH)

Купить **PHALAROPE — SELENE** а также выбрать подходящую вам яхту из нашего **каталога яхт** вам поможет опытный яхтенный брокер Андрей Шестаков. На сегодняшний день компания **Shestakov Yacht Sales Inc.** имеет большое количество яхт в **собственном списке продаж**, а также тесно сотрудничает со всеми крупными **яхтенными производителями** по всему миру.

Для того чтобы купить яхту **PHALAROPE — SELENE** а также проконсультироваться по любому вопросу связанному с покупкой, продажей, чартером яхт позвоните по телефону **+7(918)465-66-44**.

ОГЛАВЛЕНИЕ

ОГЛАВЛЕНИЕ	2
ХАРАКТЕРИСТИКИ	5
Обзор	5
Основная информация	5
Размеры	5
Скорость, вместимость и масса	6
Размещение	6
Корпус и палуба	6
Информация о двигателе	6
ПОДРОБНОЕ ОПИСАНИЕ	7
Welcome Aboard	7
Cockpit and Lazarette	7
Salon	7
Entertainment Electronics	7
Galley	8
Lower Helm	8
Navigation Electronics	8
Bridge and Upper Helm	8
Engine Room and Mechanical	9
Master Stateroom Forward	9
VIP Stateroom	9
Main Head	10
Exterior Hardware	10
FRP Structure	10
Primary Interior Construction	11
Steering System	11
AC Electrical	11
DC Electrical System	11

Plumbing Systems	12
Fuel System	12
Ground Tackle	12
Исключения	13
Отказ от ответственности	13
ФОТОГРАФИИ	14
Side Deck Port Side	14
Side Deck Starboard	14
Stairs to Bridge for Safety, Convenience	14
Cockpit	14
Salon	14
Galley to Port	14
Master Stateroom	15
Guest Stateroom	15
Head	15
Nav Electronics	15
Engine Instrumentation	15
Nav lights, wipers, RPI, horn	15
Engine and Thruster Controls	15
Mimic Panel	15
Bridge	16
Upper Helm	16
Cabinetry on Bridge	16
Bridge Looking Aft	16
Main Engine	16
Sea Keeper	16
Windscreen and Bridge View	16
Foredeck	16
КОНТАКТЫ	17

Контактная информация	17
Телефоны	17
Время работы	17
Адрес	17

ХАРАКТЕРИСТИКИ

Обзор

Phalarope is essentially brand new Selene 42 Europa. She is gyro-stabilized and loaded with gold standard electronics. A true next generation vessel, including spacious headroom in the engine room plus the innovative and efficient cruiser stern. With a Length Overall of 45', she is the biggest and roomiest "42" in the world. Designed with the cruising family in mind, this coastal cruiser provides all the same quality and safety of her larger siblings at an affordable price.

Phalarope comes equipped with a 180 HP John Deere 4045AFM85 diesel, a 9kW Onan generator, ESI fuel polishing system, bow and stern thrusters, serious ground tackle, full galley, island master berth, head with separate shower, full guest stateroom, 4 independent Cruisair HVAC systems, and much more.

Contact Broker for detailed CAD drawings for all systems as built, and for link to a virtual tour.

Основная информация

Тип судна: Траулер

Подкатегория: Europa

Модельный год: 2015

Год постройки: 2014

Страна: United States

Открытая палуба мостика: Да

Кубрик: Да

Размеры

Длина общая: 42' 0" (12.80m)

Длина по ватерлинии: 39' 2"
(11.94m)

Длина палубы: 40' 0" (12.19m)

Ширина: 14' 6" (4.42m)

Макс. осадка: 4' 8" (1.42m)

Трапы: 22' 0" (6.71m)

Скорость, вместимость и масса

Крейс. скорость: 8 Kts. (9 MPH)

Макс. скорость: 10 Kts. (12 MPH)

Водоизмещение: 41000 Pounds

Вместимость воды: 480 Gallons

Вместимость сточного бака: 60 Gallons

Объем топливного бака: 700 Gallons

Размещение

Всего кают: 2

Всего коек: 2

Всего ком. состава: 2

Корпус и палуба

Материал корпуса: Fiberglass

Отделка корпуса: Stainless Steel

Информация о двигателе

Двигатели: 1

Производитель: John Deere

Модель: 4045AFM85

Тип двигателя: Inboard

Тип топлива: Diesel

ПОДРОБНОЕ ОПИСАНИЕ

Welcome Aboard

Phalarope is a fully found coastal cruiser ready to safely and very comfortably cruise a couple, family, or guests in US coastal waters, inland rivers, the Bahamas, Caribbean Islands, Canadian Maritimes, Great Loop, Champlain Loop, etc. **Phalarope** is the first Selene in the world to be gyro-stabilized by a Sea Keeper, which eliminates well over 80% of roll under way or at rest. We are happy to share CAD drawings of all her systems as well as links to a virtual tour so you can see more for yourself

Cockpit and Lazarette

Phalarope welcomes all aboard from starboard side gate or alternatively from her large swim platform through a transom door. There is a large lazarette beneath the aft deck. It takes advantage of the Selene cruiser stern which extends the hull under the molded-in swim platform, not only to improve storage but also to improve performance, handling, and efficiency. In the cockpit, which is fully protected by the bridge deck overhead, there is plenty of room to relax on chairs and to set up for entertaining. The Euro design enables a cockpit comparable in size to the Selene 55. A gracious curved staircase provides safe, convenient access to the bridge and boat deck topside.

Salon

From the aft deck a Diamond Sea-Glaze Dutch door opens directly into the salon. There is an Lshaped dinette to starboard with a hidden leaf table capable of entertaining six for meals. To port is a built-in cabinet and two upholstered barrel chairs separated by a tasteful small cabinet. Ottomans with storage fit neatly beneath each chair. LED overhead lights are ample throughout the boat. Teak and holly soles are standard throughout the entire vessel. In addition, these features welcome the owner's party:

- L-shaped settee w/ cushion set
- Inlaid dining table with fold out hidden leaf
- Access hatch to engine room
- Cantalupi dome lights
- Cabin reading lights (3)
- Overhead Exposed Teak Battens and Epiphanes high gloss varnish
- Teak overhead grab rail with Epiphanes high gloss varnish
- Custom wood bamboo blinds
- (2) slide opening windows with screens. They can be locked.
- (2) Selene barrel chairs port side with storage foot rest
- (2) independent Cruisair reverse cycle HVAC units

Entertainment Electronics

So what is the fun of cruising? Getting there? Being there, or just doing nothing there?

Whatever the answer, resources to connect everyone with reality is a plus. Phalarope is ready with: • KVH gyro-stabilized satellite TV-1 antenna • KVH HDTV receiver • UPS battery backup • Fusion 750 100W AM/FM stereo w/ separate amplifier • 4 Fusion speakers in salon • 2 fusion waterproof speakers in cockpit • 2 fusion waterproof speakers on bridge • DVD player • Sirius-ready • Internal Blue Tooth • Samsung 23" HDTV

Galley

The galley is forward to port. Within it everything a cruiser would need to prepare great meals and serve up wonderful entertainment is there: • Overhead cabinets with wine glass storage • Granite counter top • Force 10 (3) burner electric stove and oven • Pre-plumbed to change to propane stove and oven if desired • Xintex S-2A propane fume detector w/electric shutoff solenoid • Jabsco 12V DC electric exhaust fan above stove • AC/DC Vitrifrigo refrigerator/freezer • S/S double sink • Grohe Single lever swivel type faucet • Drawers and cabinets w/ shelves • GFCI 110v Outlets

Lower Helm

The lower helm is the command center of the vessel. It is laid out to be convenient for the helmsman with all systems and navigation controls within easy reach. • Helm station w/ instrument panels • Mimic panel above steering station • Rudder Position Indicator (RPI) • Electrical distribution panel w/ digital Volt/Amp Gauges • ZF Electronic engine control • SeaKeeper, Windlass, and B&S thruster controls • Double Helmseat w/ footrest • Starboard Dutch door at helm • Cantalupi dome lights • Cantalupi step lights • GFCI 110v outlet

Navigation Electronics

Phalarope has, without question, one of the most sophisticated suites of electronics for navigation and piloting in a yacht of her size. The lower helm is fully loaded. Essential instrumentation is replicated on the upper helm. • Garmin 7616 Touch Screen display • Garmin Sonar • Garmin 4kW Hi Def 48 mile Radar • Garmin Autopilot • 2 Garmin VHF radios • Garmin AIS (B) • Garmin GM120 Display (wind speed and direction, water temp) • Backup GM120 Display for depth (2 independent transducers) • 2 Garmin CCTV cameras (aft and engine room) • Garmin Wind true and relative speed and angle sensor

Bridge and Upper Helm

The flybridge, accessed from the cockpit via a circular stairway for safety and

convenience, has two Selene ladder back helm seats forward at the helm with a U-shaped seating area aft to port with storage beneath. To starboard is cabinetry with fresh water sink, storage below, and prepared to serve as a barbeque. There is a large deck area aft with plenty of room for a dinghy. • At the helm, complimentary nav and engine instrumentation • Fresh water sink and cabinetry for possible grill, refrigerator, summer kitchen to starboard • Welcoming U-shaped settee and table, with navy cushions to port • 28" S/S destroyer type steering wheel • Forespar Aluminum alloy mast and boom with electric winch • AFI 12V DC outlet • Tinted Plexiglass windscreen in S/S #316 bracket • Bimini Top • Custom Stamoid covers for settee and helm

Engine Room and Mechanical

The engine room is laid out with good access to all equipment and systems. It is unusually large for a vessel of its size. It is consistently complimented by owners, service technicians, surveyors, and periodicals. • Single John Deere 4045AFM85, 180hp with less than 300 hours. The engine and generator were extensively serviced in April, 2016. All filters, fluids, impellers, zincs, etc. were replaced at that time. • SeaKeeper 5 gyro stabilization which can produce over an 80% roll reduction under way or at rest. • Onan 9 KW Generator w/Sound Shield with less than 300 hours • Deluxe engine panel w/complete digital instrumentation and alarms at both lower and upper helm. See section on navigation electronics • Complete redundant engine analog instrumentation at each control station • ESI Fuel Polishing system, unique to nearly every trawler of this size. • ZF electronic engine control - Shift and Throttle engine control system at each helm station • Neutral Safety Switch on Transmission • FRP Shaft Tube • Aqua #22 propeller shaft • Dripless shaft seal • NiBraA/4 blade propeller • Spurs on shaft • 12V DC engine room blowers (2) • FRP oil containment drip pan under engine • Hydro-lift FRP wet box muffler • Fully protected FRP rudder w/Aqua #22 rudder shaft • Engine overheat and low oil pressure alarms • Salon floor access to engine room • Soundown 3" foam & aluminum perforated plate sound insulation in engine compartment

Master Stateroom Forward

Comfort and plenty of storage for the owner, all in a warm glow of teak and natural light. • Queen size berth with foam mattress and cover • Aromatic Cedar-lined wardrobe w/ automatic light • Teak veneer counter top • Cabin reading lights (2) • Cantalupi recessed lights • Manship overhead opening deck hatch with roller screen and shade • Manship S/S #316 opening port lights w/screens • Independent Cruisair reverse cycle HVAC system

VIP Stateroom

Phalanrope's guest stateroom features a double bed, plenty of storage, its own

HVAC, and privacy while convenient to the head and the rest of the ship. Also included:

- Aromatic Cedar-lined wardrobe w/ automatic light
- Teak veneer counter top
- Cantalupi recessed lights
- Manship S/S #316 opening port light w/screen
- Independent Cruisair reverse cycle HVAC unit

Main Head

Convenient as a day head as well as serving the needs of those cruising, the head is well-equipped with quality features:

- Vanity unit w/ storage
- Porcelain washbasin w/ integral granite counter top
- Shower room w/ teak removable grate panel and seat
- Single lever hot and cold water shower faucet
- Tecma 12 V DC freshwater toilet
- Jabsco 12V DC dia, 3" exhaust fan
- Cantalupi recessed lights
- GFCI waterproof AC outlet in head
- Teak framed mirror
- Two storage lockers

Exterior Hardware

Often the fit and finish of the interior of a yacht is noted, but the fit and finish of the exterior is very important, even though the details are subtle and regularly unnoticed. Things like cleats recessed into the bulwarks, the curved cap rail to prevent ponding, stainless window frames, etc. Here are some that help distinguish Phalarope:

- Manship S/S #316 opening port lights
- Manship S/S #316 hatch for forward stateroom
- Starboard Dutch type door with Aluminum Sea Dawg Handles top & bottom
- S/S #316 hand rail for fore deck, aft deck and flybridge decks
- S/S #316 telescope ladder off of swim platform
- Teak Burgee and flag staffs
- S/S #316 bow and stern flag pole socket
- S/S window frames
- Teak cap rail for side and aft deck
- Freeing ports in cockpit and scuppers at fore, side, and aft decks
- Molded inlay pattern non-skid to fore, side, aft deck and boat deck
- Transom door with step plate
- Scandvik fresh hot and cold water shower in cockpit

FRP Structure

Invisible after construction is complete, the details of the build are critical for the long term durability and investment value.

- Hull layup includes up to 12 laminates, the first four of which are infused with vinylester resin for osmotic blister protection
- Bi-axis uni-direction stitched roving mat
- Glass Mat
- Corecell sandwich structure for hull topsides above waterline
- Corecell sandwich structure for decks and superstructure
- Longitudinal stringers and transverse frames system
- Watertight structural bulkheads chain locker, fwd E/R, aft E/R, and lazarette
- Hull and deck joint sealed by Methacrylate glue, thru bolted, and laminated with mat and woven roving where access allows
- Recessed bow thruster tunnel
- Integral FRP stern thruster casing
- FRP Hatch for Lazarette
- International Gelshield primer coating
- Petit Vivid anti-fouling paint (4/16)
- Awlgrip painted boot top line

Primary Interior Construction

Only a fine finish carpenter or experienced shipwright could begin to appreciate the quality of materials and workmanship invested in the renowned Selene interior fit and finish. It establishes the standard to which all Tier I and aspiring fine yachts seek:

- Exquisite varnished teak interior
- Seller has added four coats of varnish to interior surfaces exposed to sunlight
- Solid raised panel doors
- Inlaid teak surfaces
- Banded drawer and locker openings
- TrioVing Door locks and handles for exterior doors
- Schwepper door locks and handles interior doors
- Lamp positive latching for all locker doors and drawers
- Solid teak and holly sole w/ teak border
- Structural Fiberglass "I" beam floor support system
- Vinyl and EVA foam panels for headliner lining
- Settee with fabric cover
- Hanging lockers with courtesy lights
- Storage cabinets
- Epiphanes one part varnish for interior wood

Steering System

Whether steering by hand or by autopilot, the dependability of the system is assured.

- Hynautic hydraulic steering system for each helm station
- Handcrafted teak wheel in lower helm station
- S/S #316 dia. 28" destroyer wheel on Euro Deck Station
- Emergency tiller
- Fully protected FRP rudder

AC Electrical

The electrical system design and layout is one of the most frequently complimented features of Selene trawlers. Phalarope incorporates all this and uniquely has four independent HVAC systems.

- 120V AC Electrical system
- Marincor 120V/240V 60hz 50 Amp shore power inlet at Stern
- AC outlets throughout the boat, and GFCI's in head and Galley
- 3-bank 240V AC battery charger system
- 30 amp galvanic isolator
- Victron 2500 W Inverter continuous, 6000 W peak
- Xantrex Pathmaker
- AC/DC control panel w/ indicator lights, appropriate switches, meters and breakers
- Copper bonding strap w/ ground cable attachment for each fitting
- Zinc plate at transom for electrolysis protection
- Four Cruisair HVAC reverse cycle systems

DC Electrical System

There is so much run off of DC systems that we forget a lot of them, and sometimes don't appreciate them until actually used in service. For example the Exalto wipers.

- 12V DC system
- Maxwell RC10 windlass w/ control switches at foredeck and each helm station
- 12V DC air horn
- Aqua Signal LED navigation lights
- 12V DC Exalto electric wipers for (3) front windshields w/ fresh water wash, variable speed
- 12 DC sump pump w/ automatic grey water float switch
- Rule bilge pumps w/ automatic float switches (3)
- 12V DC 3" dia. electric exhaust fan above stove
- Cantalupi

accommodation recessed lights • Cantalupi step lights for interior and exterior • Johnson 12V DC electric fresh water pump • (3) 4D AGM deep cycle batteries for house service • (1) 4D AGM engine start battery • (1) 4D AGM bow thruster battery • (1) Group 31 AGM generator starting battery • Vimar Light Switches for all DC interior lights

Plumbing Systems

Well designed and installed, Phalarope's systems cover all the bases: • Two stainless fresh water tanks 60 US gallons aft & 180 forward w/ shut off valves, sight gauges, for a total capacity 240 US gallons • Fresh and seawater outlets on foredeck • Fresh water hot and cold shower in cockpit • One FRP sewage holding tank w/ Y-valve 60 US gallons • Macerator pump, deck discharge outlet and remote warning full display panel in head for holding tank • Electric water gauge • Torrid 20 gallon hot water heater • Pex water piping system for domestic freshwater • Sea cocks on all through hull fittings with double hose clamps • Bronze basket type internal sea water strainer for main engine, Genset, Gyro, A/C • Rule Electric bilge pumps w/ automatic float switch (3) • Whale manual Diaphragm pump directable via manifold to 3 sumps • Shower sump pump for head • Status panel w/ warning signal in helm station to alert to bilge pump operation

Fuel System

Fuel is what gets you there and back. Phalarope is engineered to carry, clean, and manage fuel to meet the needs of the voyage. That includes the onboard ESI Fuel Polishing system, rarely found in a yacht of this class. • Total capacity 700 US gallons, two FRP fuel tanks • Fuel tanks w/ internal baffles, sumps, balancing fuel lines • Fuel tank inspection ports and plates • Racor 75/900 Max dual fuel filter w/ water separator for engine • Racor dual filter w/ water separator for generator • ESI polishing system • Ball valves for fuel system configuring • Electric fuel gauge • Magnetic fuel sight gauge for each fuel tank • Selene Fuel Manifold management system • USCG Rubber fuel hoses with Parker fittings

Ground Tackle

Anchoring out is one of the great thrills of cruising, be it overnight or extended, be it gunkholing or doing the ICW, or are you thinking Bahamas perhaps? **Phalarope** is set to secure you at anchor with the following: • 65# Spade anchor • 320' chain rode • Maxwell RC10 Windlass (Standard) • S/S #316 self launching anchor roller • S/S #316 dia. 5" diameter Samson post • S/S #316 hawse hole with cleats • FRP bow pulpit • Lower helm, flybridge helm, and fore deck windlass control switch

Исключения


При продаже яхты исключаются личные вещи владельца.

Отказ от ответственности


Компания предоставляет описание судна или яхты добросовестно, но не может гарантировать точность этой информации, а также не ручается за техническое состояние. Покупатель должен проинструктировать своих агентов или оценщиков исследовать представленную информацию более подробно, по собственному желанию. Продажа судна или яхты, изменение цены или снятие с продажи будет происходить без предварительного уведомления.

ФОТОГРАФИИ


Side Deck Port Side




Side Deck Starboard




Cockpit




**Stairs to Bridge for Safety,
Convenience**



Salon



Galley to Port



Master Stateroom



Guest Stateroom



Head



Nav Electronics



Engine Instrumentation



Nav lights, wipers, RPI, horn



Engine and Thruster Controls



Mimic Panel



Bridge



Upper Helm



Cabinetry on Bridge




Bridge Looking Aft



Main Engine



Sea Keeper



Windscreen and Bridge View



Foredeck



КОНТАКТЫ

Андрей Шестаков (Andrey Shestakov) – ведущий яхтенный брокер отдела продаж яхт и судов компании Shestakov Yacht Sales Inc. Официальный представитель Shestakov Yacht Sales Inc. для русскоговорящих клиентов в центральном офисе компании в Майами/Форт Лодердейл/Флорида/США.

Контактная информация

Email: **andrey@shestakovyachtsales.com**

Web: **shestakovyachtsales.com**

Телефоны

Краснодарский край: **+7(918)465-66-44**

США, Майами, Флорида: **+1(954)274-4435**

Время работы

Понедельник – Суббота: **9:00 - 21:00** EDT

Воскресенье: **Закрето**

Адрес



Harbour Towne Marina, 850 NE 3rd St, STE 213, Dania, FL 33004