

LADY RAYE (NAME RESERVED) — WESTPORT



Builder: WESTPORT

Year Built: 2005

Model: Motor Yacht

Price: PRICE ON APPLICATION

Location: United States

LOA: 112' 0" (34.14m)

Beam: 23' 9" (7.24m)

Min Draft: 5' 6" (1.68m)

Cruise Speed: 24 Kts. (28 MPH)

Max Speed: 26 Kts. (30 MPH)

Our experienced yacht broker, Andrey Shestakov, will help you choose and buy a yacht that best suits your needs **LADY RAYE (name reserved) — WESTPORT** from our catalogue. Presently, at Shestakov Yacht Sales Inc., we have a wide variety of yachts available on our sale's list. We also work in close contact with all the big yacht manufacturers from all over the world.

If you would like to buy a yacht **LADY RAYE (name reserved) — WESTPORT** or would like help answering any questions concerning purchasing, selling or chartering a yacht, please call **+1(954)274-4435**

TABLE OF CONTENTS

TABLE OF CONTENTS	2
SPECIFICATIONS	6
Overview	6
Basic Information	6
Dimensions	6
Speed, Capacities and Weight	6
Accommodations	7
Hull and Deck Information	7
Engine Information	7
DETAILED INFORMATION	8
Highlights	8
Walkthrough	8
Salon	8
Formal Dining	9
Day Head	9
Main Deck Foyer	9
Galley	10
Pantry and Laundry Facility	10
Control Room	10
Master Stateroom	10
Master Head	11
Forward Guest Stateroom	11
Forward Guest Head	12
Mid Guest Foyer	12
Port Guest Stateroom	12
Port Guest Head	13
Starboard Guest Stateroom	13
Starboard Guest Head	14

Captain and Crew Quarters AFT	14
Captain and Crew Head	15
Pilothouse	15
Electronics	16
Fly Bridge and Boat Deck	16
Foredeck	17
Aft Deck	17
Engine Room	18
Mechanical	18
Electrical	19
Plumbing	20
Exclusions	20
Disclaimer	20
PHOTOS	22
Aft Deck Seating	22
Aft Deck Seating	22
Salon	22
Salon	22
Formal Dining	22
Salon	22
Day Head	23
Country Kitchen	23
Dining	23
Dining	23
Master Stateroom	23
Master Stateroom	23
Master Stateroom	24
Master Bath	24
Master Bath	24

VIP Stateroom	24
VIP Bath	24
Port Guest Stateroom	24
Port Guest Head	25
Starboard Guest Stateroom	25
Crew Lounge	25
Crew Lounge	25
Captain's Quarters	25
Crew Staterooms	25
Crew Staterooms	26
Pilothouse	26
Flybridge Helm	26
Flybridge Seating	26
Flybridge Bar	26
Flybridge Bar	26
Jacuzzi	27
Boat Deck	27
Bow Seating	27
Bow	27
Engine Room	27
Engine Room	27
Engine Room	28
Engine Room	28
Drone Shot	28
Stern View	28
Running Shot	28
Running Shot	28
CONTACTS	29
Contact details	29

Telephones	29
Office hours	29
Address	29

SPECIFICATIONS

Overview

Lady Raye represents the cleanest 112' Westport of this vintage. Her recent updates include exterior Awlgrip, new headliners, carpet and A/V equipment. She features an enclosed air conditioned aft deck and low engine hours. In her recent yard period, she had bottom painting done as well as servicing of her running gear and stabilizers. She has been professionally maintained and is ready for cruising.

Basic Information

Category: Motor Yacht

Sub Category: Flybridge

Model Year: 2005

Year Built: 2005

Country: United States

Vessel Top: Raised Pilothouse

Fly Bridge: Yes

Dimensions

LOA: 112' 0" (34.14m)

LWL: 98' 8" (30.07m)

Beam: 23' 9" (7.24m)

Min Draft: 5' 6" (1.68m)

Speed, Capacities and Weight

Cruise Speed: 24 Kts. (28 MPH)

Max Speed: 26 Kts. (30 MPH)

Displacement: 258000 Pounds

Water Capacity: 1025 Gallons

Holding Tank: 600 Gallons

Fuel Capacity: 5500 Gallons

Accommodations

Total Cabins: 4

Sleeps: 8

Captain Cabin: True

Crew Cabin: 2

Crew Sleeps: 5

Hull and Deck Information

Hull Material: Fiberglass

Hull Configuration: Modified V-Hull

Hull Designer: Jack Sarin

Exterior Designer: Westport- Jack Sarin

Interior Designer: Westport

Engine Information

Engines: 2

Manufacturer: MTU

Model: DDEC 16V-2000

Engine Type: Inboard

Fuel Type: Diesel

DETAILED INFORMATION

Highlights

- Full EZ2CY enclosed air conditioned aft deck
- 3-sided EZ2CY enclosed flybridge
- Complete Awlgrip exterior paint job, 2014
- Headliners, 2015
- New air handlers for salon and wheelhouse, 2016
- Davit fully rebuilt, 2014
- New duel prop Wesmar bow thruster, 2016
- New carpet, 2014
- KVH mini V-Sat Broadband V7 Sat internet and Sat phone
- New tender 2014 AB with 115 Evinrude
- Furuno FA-150 AIS
- New galley refrigerator, 2016
- Chillers replaced
- All audio visual updated and replaced, 2014

Walkthrough

Lady Raye features the standard Westport 112 layout with a large enclosed air-conditioned aft deck, spacious main salon, formal dining area, full beam master stateroom featuring his and her bath, port and starboard en-suite guest cabins and an ensuite queen VIP forward. There is a family room and large "country kitchen" forward. Up the foyer stairs is the semi raised pilothouse with a full control station and excellent visibility. The pilothouse features spacious seating for cruising. The expansive flybridge features an air conditioned three-sided enclosure with a full helm station and wing control stations on both sides. To starboard there is U-shaped seating and to port a full bar with seating for four, refrigerator, sink, ice machine and BBQ for entertaining. There is additional seating to starboard with a built-in Jacuzzi to port. Aft on the boat deck is a 17' Novurania with Yamaha 115 four stroke motors, a 2000 lb. Nautical Structures crane and removable chocks. The crew cabins are aft with access from the aft deck and egress from the transom door featuring a en-suite captain's cabin with queen size berth, a crew cabin with upper and lower bunks, a deckhand's cabin with a single berth and a full head between the two cabins. Crew cabin has a dinette and a courtesy area in the companionway with full laundry facilities. The access to the engine room is forward.

Salon

- Cherry wood interior joinery
- L-shape sofa to port with game table to starboard

- (2) Ocasional port side chairs
- Cocktail table and one (1) lounge chair with ottoman and end table
- Raised buffets port and starboard
- Storage for CD's, videotapes and DVDs
- Silhouette blind with fixed Roman shade valance in custom blind pocket and Vertiglide blinds in aft Salon
- Stainless steel framed glass sliding aft door
- Salon Bar: includes a walk-up bar, U-line combo refrigerator/icemaker and storage. Bar has a cherry waterfall edge with recessed burl top with inlaid stone behind doors, and mirror polished stainless round sink and chrome faucet
- Entertainment Center includes: Samsung 55" HD LED 3D television, Integra DTR-50.5 Advanced 7.2 channel multizone surround receiver, Integra DBS-30.3 network Blue Ray Disc player with streaming service, Direct TV USA HD satellite receiver with built in DVR, Apple iPad Mini preconfigured with crestron integration application, Creston CP3 compact series 3 ethernet control system.
- Game table to starboard with two chairs

Formal Dining

- Veneered table base with oval ¾" tempered glass top seats eight (8)
- Mirror with beveled edge installed on forward bulkhead, flanked by wood detail port & starboard
- Port and starboard buffets with lucite storage case for 12-place setting china, stemware and formal silverware

Day Head

- Headhunter Royal Flush Hydro Vac toilet
- Mirrored overhead
- Vanity
- Marble vanity top with black Kohler Caxton undermount sink
- Jado Oriental gold finish accessories: faucet, towel ring, soap dish and covered toilet paper holder
- Ceiling light fixture
- Marble tile flooring and marble wainscoting

Main Deck Foyer

- Large entry in foyer on starboard side
- Marble tile in port & starboard companionways and aft Salon entry

Galley

- "Country Kitchen" with Galley peninsula and dinette and u-shape settee
- Stainless Kohler extra deep sink with Kohler cutting board and Grohe soap dispenser
- Grohe LadyLux faucet
- Cooktop pan holders
- Azrock commercial vinyl flooring with inlay Cherry cabinets including cabinets along starboard wall under windows
- Built-in dinette seating and dining table
- Granite countertops with waterfall edge
- 55" Samsung HD LED 3D TV mounted at centerline on forward bulkhead, DirectTV H25 ultra compact HD receiver SWiM compatible
- 48' SubZero Stainless Steel Refrigerator
- Dacor 5 Burner Touch Top Cooktop Dacor
- 30" Convection Oven GE Microwave/Vent Hood
- Broan Trash Compactor
- Franke Little Butler Insta-hot Asko dishwasher
- Insinkerator disposal

Pantry and Laundry Facility

- Walk-in pantry with storage, located off of port companionway
- Sub Zero under counter refrigerator
- Wine cooler
- Miele Novotronic washer and dryer

Control Room

- Creston C2N-AMP4x100 4 zone multi-room audio system
- Tuner Rack/AM FM and Sirius Satellite Radio Tuner Card, Digital Output, (1) ATC-AMFMSRD
- Apple TV Internet streaming media
- KV HD7 HD Ka/Ku TVRO System
- KVH Smart Switch HD Manager
- Direct TV SWM16 Single Wire MultiSwitch

Master Stateroom

- California King berth with innerspring mattress and upholstered headboard and recessed for lighting and two-drawer storage underneath
- Recessed Halogen room lights, two (2) reading lights, two (2) table lamps for end tables,

Indirect rope accent lighting under berth and above soffits, special lighting outboard at hull side and overhead lights (rope lighting) above berth

- Bronze mirrors on bulkhead above headboard
- Clear mirror on inside wardrobe door
- Walk-in wardrobe, lined with aromatic cedar, automatic light, stainless closet rod and cedar shelf with keeper
- Shoji removable screens
- Soffit with cherry trim for lighting
- Two (2) nightstands with drawer
- One (1) fifteen drawer dresser
- Two (2) end table cabinets
- Samsung 55" HD LED 3D Television
- Integra DTR-20.4 Advanced 9.2 channel multizone surround receiver
- LG Electronics BP-300 Blu Ray Disc Player
- Surround sound system with sub-woofer
- Direct TV USA HD satellite receiver
- Digital safe in walk-in closet

Master Head

- His and her head configurations with enclosed shower and jacuzzi tub
- Two (2) Headhunter Royal Flush Hydro Vac toilets
- Marble shower with Grohe thermostat and Grohe fixtures, tempered glass partition between tub and shower, Euro-style frameless tempered glass doors and chrome latches
- Kohler whirlpool tub with waterfall spout and Jado Oriental tub handles, silver nickel/gold finish
- Two (2) Kohler Vintage sinks with Jado Oriental fixtures, silver nickel/gold finish
- Two (2) mirrored medicine cabinets, lighted make-up mirrors above each vanity, also includes Two (2) free-standing vanity stools and fixed mirrors on forward
- Marble tile flooring
- Recessed Halogen room lights and vanity lights
- Marble counter with waterfall edge Jado Oriental accessories silver nickel/gold finish, two (2) each: Soap dish, covered toilet paper holder, towel bar, tumbler holder, towel ring and robe hook Full-width vanities port & starboard
- Linen lockers port & starboard
- Clothes hampers port & starboard

Forward Guest Stateroom

- Queen berth with upholstered headboard and custom recess for lighting and single drawer below
- Recessed Halogen room & reading lights

- Indirect rope accent lighting under berth and above soffit
- Bronze mirrors on forward bulkhead above headboard
- Clear full-length mirror on wardrobe door
- Walk-in wardrobe, lined with aromatic cedar, automatic light, stainless closet rod and cedar shelf with keeper
- 24" Round Hatch over berth
- Two (2) built-in bookcases
- Vanity/desk
- Entertainment center with cherry doors and four-drawer dresser below
- Cabinet in stairwell locker
- Samsung 22" 1080p LED TV, one (1) pair speakers
- Integra DTR-20.4 Advanced 9.2 channel multizone surround receiver
- LG Electronics BP-300 Blu Ray Disc Player
- Direct TV USA HD satellite receiver

Forward Guest Head

- Headhunter Royal Flush Hydro Vac Toilet
- Custom molded fiberglass shower with Euro-style frameless tempered glass door and Grohe fixtures and sealed shower light
- Bates & Bates Teri sink with Jado Oriental fixtures, silver nickel/gold finish
- Recessed Halogen room lights and vanity lighting
- Marble counters with waterfall edge
- Jado Oriental accessories with silver nickel/gold finish, soap dish, covered toilet paper holder, towel bar, tumbler holder, towel ring and robe hook

Mid Guest Foyer

- Overhead bronze mirror with cherry trim
- Cherry cabinet console with marble top
- Marble tile flooring
- Overhead lighting
- Luggage storage guest stairs have lift-up section to allow for storage

Port Guest Stateroom

- Queen berth with innerspring mattress, upholstered headboard, custom recess for lighting and four-drawer storage under
- Recessed Halogen room & reading lights, indirect rope accent lighting under berth and above soffit
- Bronze mirrors on aft bulkhead above headboard and clear full length mirror on inside

wardrobe door

- Wardrobe lined with aromatic cedar, automatic light, stainless closet rod and cedar shelf with keeper
- Recessed Madrona Burl veneer counter top, with solid cherry waterfall edge
- Shoji screens (removable) S
- outfit with cherry trim for lighting
- Two (2) three-drawer nightstands
- One (1) five-drawer dresser
- Entertainment center with cherry doors and 5-drawer dresser below
- Samsung 22" 1080p LED TV, one (1) pair speakers
- Integra DTR-20.4 Advanced 9.2 channel multizone surround receiver
- LG Electronics BP-300 Blu Ray Disc Player
- Direct TV USA HD satellite receiver

Port Guest Head

- Headhunter Royal Flush Hydro Vac toilet
- Custom molded fiberglass shower with Euro-style frameless tempered glass doors with chrome latch and Grohe fixtures and sealed shower light
- Kohler Vintage sink with Jado Oriental fixtures, silver nickel/gold finish
- Wall mirror above vanity
- Recessed Halogen room lighting and vanity lighting
- Marble countertops with backsplash with waterfall edge
- Jado Oriental accessories with silver nickel/gold finish, one each: soap dish, covered toilet paper holder, towel bar, tumbler holder, towel ring and robe hook

Starboard Guest Stateroom

- Twin berths with innerspring mattresses and upholstered headboard, custom recess for lighting and drawer storage under inboard movable berth
- Recessed Halogen room and reading lights, indirect rope accent lighting under berth and above soffit
- Bronze mirrors on aft bulkhead above headboard, clear full-length mirror outside wardrobe door
- Aromatic cedar-lined, with automatic light, stainless closet rod and cedar shelf with keeper
- Door solid cherry framed with Madrona burl veneer panels.
- Counters recessed Madrona burl veneer top, with cherry waterfall edge
- Shoji screens
- Portlights opening with screen and cover
- Cherry trim
- Soffit with cherry trim for lighting
- (1) three drawer movable nightstand

- Entertainment center with cherry doors and five drawer dresser below
- Samsung 22" 1080p LED TV, one (1) pair speakers
- Integra DTR-20.4 Advanced 9.2 channel multizone surround receiver
- LG Electronics BP-300 Blu Ray Disc Player
- Direct TV USA HD satellite receiver

Starboard Guest Head

- Headhunter Royal Flush Hydro Vac toilet
- Custom-molded fiberglass with Euro-style frameless tempered glass doors with chrome latch and Grohe fixtures
- Sealed shower light
- Kohler vintage sing with Jabo Oriental fixtures, silver nickel/ gold finish.
- Wall mirror above vanity
- Recessed Halogen room lighting and vanity lighting
- Marble countertops with backsplash with waterfall edge
- Jado Oriental accessories with silver nickel/gold finish, one each: soap dish, covered toilet paper holder, towel bar, tumbler holder, towel ring and robe hook

Captain and Crew Quarters AFT

Captain's Quarters

- Full-sized berth with U.S. foam mattress and storage below
- 110V AC recessed room lights and 24V DC reading lights
- Clear full-length mirror on inside wardrobe door
- Aromatic cedar-lined, with automatic light, double doors, stainless closet rod and cedar shelf with keeper
- Safe
- Built-in nightstand
- Desk with solid surface top with stool
- Drawer under berth
- Dresser
- Upper cabinet above berth
- Samsung 32" LED HD TV, one (1) pair speakers
- LG Electronics BP-300 Blu Ray Disc Player
- Direct TV H25 ultra compact HD receiver SWiM compatible

Crew Quarters

- Upper and lower twin berths with U.S. foam mattress and storage below
- 110V AC recessed room lights and 24V DC reading lights
- Clear full-length mirror on inside wardrobe door

- Aromatic cedar-lined, with automatic light, double doors, stainless closet rod and cedar shelf with keeper
- Drawers under berth

Crew Cabin

- Single berth with foam mattress and storage below
- 110V A/C recessed room lights and 24V DC reading lights

Crew Lounge

- Upholstered settee
- Entertainment center
- Crew Lounge Galley upper and lower cabinets
- 19" TV/DVD combo
- Panasonic stereo receiver
- Uno control pad for access to whole boat system for audio/video
- One (1) pair speakers
- Solid surface tabletop
- Sub Zero refrigerator
- GE Upright freezer
- GE washer and dryer
- GE Microwave

Captain and Crew Head

- Galley Maid toilets freshwater plumbed and discharged to holding tank
- Custom-molded fiberglass with tempered glass doors and Grohe fixtures
- Wall mirror
- Kohler Bolero sinks with Grohe fixtures
- Low voltage recessed room lights and vanity lighting
- Vanity and medicine cabinet

Pilothouse

- Helm station wooden 24" Destroyer wheel
- Electronic Detroit Diesel Engine Controls
- Detroit Diesel DDEC Engine Instrumentation panel
- Stain resistant carpeting
- Black Spinneybeck leather control console with leather dash hoods
- Chart drawers adjacent to console
- Pilothouse Settee and cherry waterfall edge table with recessed Madrona burl top
- Crown Classic Helm chair

- Cherry waterfall edge desk with recessed Madrona burl top and swing out stool
- Sliding hatch to Flybridge
- Recessed laminate counter top with cherry waterfall edge
- Aft bulkhead Bronze mirror
- Built-in bookcase
- NEC LDC 15" monitor, Uno control pad for whole boat audio/video system, and 1 pair speakers

Electronics

- Panasonic KXTD1232 16- station telephone system with ten (10) programmable phones, Eighteen (18) jack locations, midship shore inlet with 100' combo CATV/telephone shore cord
- KVH TracPhone 252 Satellite telephone
- Sea Tel 3294 satellite TV system with one (1) remote satellite receiver located in doghouse, shared by crew lounge and captain's quarters, seven (7) satellite receivers: Aft Deck, Salon, Galley, Master Stateroom, VIP Stateroom and port & starboard Guest Staterooms
- Two (2) Furuno FAR-2117 radars with 18" LCD display and repeater on Flybridge
- Tellular cellular phone system
- Furuno FCV 12000BB-P depth sounder with 15" LCD monitor
- Northstar 941XD GPS in Pilothouse and Flybridge
- Transas NS2400 ECS navigation/electronic chart system with 18.1" LCD display
- Radios: VHF – three (3) Icom M602 VHF radios, two (2) in Pilothouse and one (1) on Flybridge, VHF – Raytheon 53 VHF radio installed in tender, SSB – Icom M802
- Two (2) loud hailer horns, integrated with VHF radios
- B&G wind, depth and speed with HS2000 full function display
- Robertson AP20 Autopilot System in Pilothouse and Robertson AP22 on Flybridge
- Westport's V.I.C. Security System
- Elbex 12V DC hi resolution color camera system, fixed camera on the Aft Deck, port & starboard side decks and full pan zoom tilt camera in Engine Room
- Furuno weather fax 207
- Northern Airborne Technology G.P.I.R.B. NA-S1520
- Internet wireless remote access
- DS 150 Digital Aft Depth Sounder located in captain's quarters

Fly Bridge and Boat Deck

- Flybridge Wet Bar: Solid surface white sink and top, TV/phone jacks, U-Line Combo refrigerator/icemaker, Jenn-Aire 30" grill with cover and four (4) bar stools
- Westport hard top
- EZ2CY 3 side enclosure

- Welded aluminum and composite mast with electronics, anchor light and deck lighting
- One (1) 24" stainless steel Destroyer type flybridge wheel
- Nautical Structures CEZ-2000-EX Davit with power telescoping hydraulic boom & rotation
- Tender lifting bridle
- Removable chocks for tender
- Stainless steel rails around boat deck
- Two (2) Crown helm chairs with footrests
- Kahlenburg T-g figure 371 Air Horn with ½" air strainer #2-2513
- Hot Tub, molded in spa with sun pad top and storage below
- Sun pad with cushions and covers
- Molded settee with cushions and hinged seating for storage below on Flybridge and without storage on boat deck
- Three (3) fixed oval tables with solid surface tops
- Stern flagstaff with 5' x 8' U.S. flag
- Port & starboard wing stations on Flybridge, stations include electronic engine controls with synchronizer, jog lever, bow thruster control, rudder angle indicator, man engine start/stop and covers
- Helm station with engine controls, engine instrumentation and electronics
- Uno control pad from whole boat system, and two (2) pair speakers
- Custom Venture ¼" Perspec windshield in stainless frame

Foredeck

- Bow sun lounge with vinyl cushions and cover
- Keyhole seat molded in settee with cushion and cover
- Uno control pad from whole boat system, and one (1) Pair speakers

Aft Deck

- Full EZ2CY enclosure
- 2x Reverse cycle air conditioning
- Aft Deck Bar: Whirlpool icemaker, Whirlpool refrigerator, solid surface top, sink with hot & cold water, with storage and Barware cabinet in portside bulwarks
- One (1) dining/cocktail table, fixed location
- Molded in settee with cushions
- Six (6) teak dining chairs
- Three (3) teak bar stools
- Storage lockers located in bulwarks
- Spiral staircase down to crew quarters, teak treads up to Fly bridge
- SunBrite 46" HD LCD Weatherproof Direct Sunlight Display
- Uno control pad from whole boat system
- Two (2) pair speakers

- Direct TV H25 ultra compact HD receiver SWim compatible

Engine Room

- Engine room removable wood floorboards with black Roppe tile vinyl floor covering
- Twelve (12) drawer tool box painted white
- Storage cabinets
- Sink w/ hot & cold water, hose bib
- Stainless steel work bench with 4" vise
- 18' Self coiling air hose with quick disconnect
- Engine room door has watertight door

Mechanical

- Two (2) MTU/DDC 16V2000 engines, rated at 2000hp, 4035 hrs as of September 2016
- Four –station MDEC controls
- Integrated station selection and shifter control
- MDEC synchronizer and underwater exhaust
- Two (2) 65KW 1800 RPM Northern Lights generators with hydro-elastic double mounts, sound shields, water lift mufflers, exhaust/water separator cyclones & water temperature, oil pressure and hour meters installed on main distribution panel in crew quarters. Both generators have remote start/stop in Pilothouse
- 220V 2HP air compressor, to operate air horn with in-line water separator and regulator
- 16" Wesmar bow thruster, 40 HP hydraulic with four-station controls
- Fuel fills with dual fill/vent pipes vented overboard for fast filling (A second, smaller vent, vented overboard is provided for normal operation)
- Two (2) fills for water tanks
- ¼" 5086 alloy aluminum fuel tank with dual fills and standard vents, V.I.C. monitoring system and sight tube level indicators
- One Sea Pro fuel filters for each main engine and one (1) Separ 2005MK for each generator
- Fuel transfer pump with a flow meter and timer
- FM200 engine room fire suppression system with manual/automatic controls (Small FM200 on electrical distribution panel)
- Lube oil change system: 60-gallon lube oil tank with deck fill, fill spigot, 50-gallon lube oil waste tank with drain spigot and portable extraction pump with quick disconnects on pump and all engines
- Cast urethane foil-shape rudders with stainless stocks; 7.6 square feet
- Fiberglass sleeves with Tides bearings, driplless seals and spare seals in carrier
- 48" Michigan Nibral 5-blade custom wheels propellers
- Four inch Aquamet 22-H.S. shafts
- Naiad stabilizer model #353 with 9 sq. ft. fins, single-station control, with oil level warning,

- unloading valve kits and dual pumps with gauge kits
- Exalto windshield wipers with electronic control panel with synchronization and washers for three wipers
- Jastrom power steering with dual engine-driven pumps (Four stations – Pilothouse, Flybridge and port & starboard wing stations on Flybridge, stations include indicator, start/stop buttons and covers
- Engines are mounted on Detroit Diesel vibration mounts (all motors and pumps are mounted with shock/isolation mountings)
- Air Conditioning: 15-ton chilled water system with air handlers in Salon, Pilothouse, Galley and all staterooms
- Aft deck air conditioning system
- Eight remote mounted, 24V electric bilge pumps with manual/automatic switches and alarms on all pumps except the lower engine room pump and the gray water boxes
- Emergency fixed bilge pump system includes two electric 120V AC pumps with 1 ¼" PVC lines to each major compartment with check valves and strainers

Electrical

- Vessel Information Control System is displayed on a 15" LCD monitor in Pilothouse and 3" LCD Panel view touch pad at Starboard entry and Crew Galley/Lounge. Items on safety control panel as follows:
 - All eight (8) automatic bilge pumps monitored for operation
 - Two (2) gray water pumps monitored for operation
 - Black water tank alarmed at 75% and 98% full levels
 - Fourteen (14) heat sensors: six (6) in Crew Quarters, Captain's Quarters, Engine Room and Crew Lounge, Three (3) in forward Guest Stateroom and Guest Staterooms, Three (3) in Galley, Salon and Master, Two (2) in Pilothouse and doghouse
 - Thirteen (13) smoke alarms: five (5) in Crew Quarters, Captain's Quarters, and Crew Lounge, Three (3) in forward Guest Stateroom and Guest Staterooms, three (3) in Galley, Salon and Master Stateroom, Two (2) in Pilothouse and doghouse
 - Security system: Aft door, crew door, salon door, port & starboard doors, Flybridge hatch and forward guest stateroom hatch monitored for unauthorized entry
 - Control of AC supply switching from all available sources with Volts, Line 1/Line 2 Amps & KW monitored for each generator
 - Tank levels monitored, three (3) fuel tanks and two (2) fresh water tanks
 - Flybridge grill lid closed alarm
 - **Batteries:** All gel cell type batteries. Two (2) banks of 8-D, 225 amp batteries, wired in series for starting main engines (total of four) and two 8-D, 225 amp batteries, one for each generator starting. One (1) 24V battery bank for ship's service and one (1) 12V DC 2 8-D 225 amp battery bank for electronics
 - **Battery Chargers:** One (1) 70-amp 12V DC for electronics, one (1) 95 amp 24V DC for ship's service bank, one (1) 40-amp 24V DC charger for main engine bank and one (1) 40-amp battery bank for electronics

- Three (3) King heater/defrosters on Pilothouse console
- Two 12V DC chart lights (at navigator's area and captain's desk)
- One (1) Ritchie Globe Master F-600 in Pilothouse, one (1) B&G display on Flybridge
- Lighting at house sides, foredeck, aft deck stairs, aft deck overhead, Flybridge deck lights
- Two (2) 100-amp WestportAcme/WPSY isolation transformers with one step automatic voltage adjustment
- Lightning protection with hull Dyna plate and lightning antenna
- All staterooms have 110V reading lights and 110V receptacles for table lamps
- Recessed light fixtures (halogen fixtures)
- Indirect lighting 24V DC and 110V AC rope lighting
- One (1) ACR-RCL-100 searchlight located on mast with dual controls
- **Shore power:** Two (2) 100 amp, 240V, single-phase shore feeds, One (1) 100 amp receptacle at starboard bustle with 100', 100 amp loose cord, One (1) 100 amp, 100' Glendenning Cablemaster cord reel at port bustle, TV and phone outlets located at both port & starboard bustles with one (1) 100' TV/Phone cord
- 24V DC shower lights with white trim
- Main Distribution panel located in crew area, designed to be functional with all necessary circuit breakers and transfer switches to provide proper operation of AC and DC circuits
- General Lighting: Vimar and Leviton receptacle and switching throughout
- Perko navigation lights

Plumbing

- Aluminum water tanks with interior epoxy coating
- Two (2) Sea Recovery SRC 1200 water maker (1,200 gallons per day)
- Two (2) Aqua-Pure air filters
- Two (2) 220V AC pumps and one (1) 24V DC back-up pump with tank (freshwater system)
- One (1) 120 gallon hot water heater
- Hot & cold water shower in port locker on the swimstep
- Fresh water washdown with quick disconnects on the fore deck, boat deck and aft deck
- Holding tank with composite construction w/ inspection hatch, 240V AC diaphragm type pump with 24V DC back-up pump for pump-out (tank capacity 600 gallons)

Exclusions

Owner's personal belongings.

Disclaimer

The Company offers the details of this vessel or yacht in good faith but cannot guarantee or warrant the accuracy of this information nor warrant the condition of the vessel. A buyer should instruct his representatives, agents, or his surveyors, to investigate such details as the buyer

desires validated. This vessel or yacht is offered subject to prior sale, price change, or withdrawal without notice.

PHOTOS

Aft Deck Seating



Aft Deck Seating



Salon




Salon



Formal Dining



Salon



Day Head



Country Kitchen



Dining



Dining



Master Stateroom



Master Stateroom



Master Stateroom



Master Bath



Master Bath



VIP Stateroom




VIP Bath



Port Guest Stateroom



Port Guest Head



Starboard Guest Stateroom



Crew Lounge



Crew Lounge



Captain's Quarters



Crew Staterooms



Crew Staterooms



Pilothouse



Flybridge Helm



Flybridge Seating



Flybridge Bar



Flybridge Bar




Jacuzzi



Boat Deck



Bow Seating



Bow



Engine Room



Engine Room



Engine Room



Engine Room



Drone Shot



Stern View



Running Shot



Running Shot



CONTACTS

Andrey Shestakov, leading yacht broker of the sales department of Shestakov Yacht Sales Inc. Shestakov Yacht Sales Inc., the official representative of the Miami/Fort Lauderdale FL headquarters.

Contact details

Email: andrey@shestakovyachtsales.com

Web: shestakovyachtsales.com/en/

Telephones

USA: +1(954)274-4435

Office hours

Monday – Saturday: **9:00 - 21:00** EDT

Sunday: **closed**

Address



Harbour Towne Marina, 850 NE 3rd St,
STE 213, Dania, FL 33004