

# PRINCESS FLYBRIDGE — PRINCESS YACHTS



**Builder:** PRINCESS YACHTS

**Year Built:** 2008

**Model:** Motor Yacht

**Price:** PRICE ON APPLICATION

**Location:** United States

**LOA:** 58' 0" (17.68m)

**Beam:** 16' 1" (4.90m)

**Max Draft:** 4' 2" (1.27m)

**Cruise Speed:** 26 Kts. (30 MPH)

**Max Speed:** 30 Kts. (35 MPH)

Our experienced yacht broker, Andrey Shestakov, will help you choose and buy a yacht that best suits your needs **Princess Flybridge — PRINCESS YACHTS** from **our catalogue**. Presently, at **Shestakov Yacht Sales Inc.**, we have a wide variety of yachts available on **our sale's list**. We also work in close contact with all the big **yacht manufacturers** from all over the world.

If you would like to buy a yacht **Princess Flybridge — PRINCESS YACHTS** or would like help answering any questions concerning purchasing, selling or chartering a yacht, please call **+1(954)274-4435**

---

# TABLE OF CONTENTS

---

TABLE OF CONTENTS	2
SPECIFICATIONS	3
Overview	3
Basic Information	8
Dimensions	8
Speed, Capacities and Weight	8
Accommodations	8
Hull and Deck Information	9
Engine Information	9
PHOTOS	10
CONTACTS	19
Contact details	19
Telephones	19
Office hours	19
Address	19

# SPECIFICATIONS

## Overview

Additional Specs, Equipment and Information: Boat Name Stray Cat Specs Builder: Princess Designer: Princess Flag of Registry: United States Hull Shape: Deep Vee Dimensions LOA: 58 ft 0 in Beam: 16 ft 1 in Maximum Draft: 4 ft 2 in Deadrise: 19 ° at Transom Dry Weight: 57320 lbs Engines Engine 1: Engine Brand: Caterpillar Year Built: 2008 Engine Model: C-15 Engine Type: Inboard Engine/Fuel Type: Diesel Location: Port Engine Hours: 1105 Drive Type: Direct Drive Engine Power: 865 HP Engine 2: Engine Brand: Caterpillar Year Built: 2008 Engine Model: C-15 Engine Type: Inboard Engine/Fuel Type: Diesel Location: Starboard Engine Hours: 1108 Drive Type: Direct Drive Engine Power: 865 HP Tanks Fresh Water Tanks: Plastic (210 Gallons) Fuel Tanks: Aluminum (750 Gallons) Holding Tanks: Plastic Accommodations Number of cabins: 3 Number of heads: 2 Electronics DVD player CD player VHF Depthsounder TV set Autopilot Plotter Radio Compass GPS Repeater(s) Navigation center Radar Cockpit speakers Log-speedometer Inside Equipment Refrigerator Heating Electric bilge pump Microwave oven Manual bilge pump Hot water Battery charger Marine head Air conditioning Oven Bow thruster Fresh water maker Washing machine Electrical Equipment Generator Shore power inlet Outside Equipment/Extras Swimming ladder Cockpit shower Teak cockpit Cockpit cushions Davits Total Liferaft Capacity: 6 Electric windlass Covers Bimini Top

### Manufacturer Provided Description

The Princess 58 combines sleek contemporary style and understated elegance with assured sea keeping and genuine long range cruising ability. On deck, the large bathing platform provides stowage for a tender and the flybridge is fully equipped for outdoor entertaining. Accommodation consists of a full beam owners stateroom, a VIP guest cabin forward and a further twin berth guest cabin to starboard. The large galley features a full height fridge/freezer with a separate area for an washing machine/dryer. The spacious saloon has a good sized dining area forward with a cocktail bar incorporating fridge and icemaker opposite whilst further aft there is a large sofa to starboard with further seating and an entertainment centre opposite. For comfortable long range cruising combined with high performance and superb accommodation, the Princess 58 sets the standard.

### Additional Description

#### AFT COCKPIT

- Self-draining
- Upholstered seat
- Cockpit lighting
- Cockpit cover

- Stainless-steel handrails
- Transom bathing platform with foldaway swimming ladder, hot and cold shower a
- Hatch to lazarette stowage on gas strut
- Marquipt Davit in transom storage
- Transom door leading to bathing platform
- Locker containing remote fuel cocks and manual bilge pump with valve chest
- Storage locker for fenders
- Cockpit lockers
- Separate hatch for engine room access
- Speakers from saloon stereo
- Locker containing 220/240v shore support inlet and cable storage

## **Additional Description**

### ACCOMMODATION

- All cabins feature opening portholes and 240v power points
- All bathrooms feature fresh water toilets and 240v shaver points

### DECK SALOON

- U-shaped sofa with storage drawers and coffee table
- Sofa opposite
- Bose Entertainment centre incorporating Sharp LCD TV and DVD/Radio
- Blinds, curtains or sunscreens to all windows and doors
- Overhead lighting and pelmet lights
- Triple opening stainless steel framed sliding door to aft cockpit.

### Dining area:

- U-shaped seating and additional stools (to seat 6 in all)
- Cocktail cabinet with bottle and glass storage, refrigerator and icemaker

## **Additional Description**

### 24 Volt:

- 4 x heavy-duty batteries for engine starting
- 6 x heavy-duty auxiliary batteries
- Engine alternators charge both banks of batteries via blocking diodes
- 75-amp/24v float battery charger connected to auxiliary battery bank
- 5-amp/24v float battery charger connected to engine start batteries
- Remote battery master switches with controls at main switch panel
- Circuit breakers on all circuits
- 17kW Onan diesel generator in own soundshield with water cooled and specially silenced exhaust

- Automatic fire extinguisher situated by generator
- Shore support inlet
- Generator/shore support change-over switch
- Polarity check system
- Circuit breakers on all circuits
- Power points (240v) in:
  - All cabins
  - Galley (double)
  - Saloon area
  - Dining area
  - Utility area
  - Shaver points in all bathrooms

### **Additional Description**

- Avonite worktop
- 4-burner Neff ceramic hob
- Combination microwave/conventional oven
- Stainless steel sink with mixer tap
- Full height Coolmatic fridge / freezer
- Waste disposal bin
- Overhead and concealed lighting
- Drawers and storage cupboards
- Dedicated cutlery drawer
- Provision for washer/dryer

### **Additional Description**

#### **FIRE EXTINGUISHERS**

- Automatic/manual override fire extinguishers in engine room and generator space with manual override
- Hand-operated fire extinguishers
  - galley
  - main helm position

#### **BILGE PUMPS**

- Automatic electric bilge pumps (with manual override) in:
  - engine room (forward and aft)
  - rudder area
  - lazarette
  - forward accommodation (6 in all)
- High-capacity manual bilge pump with valve system and suction points in same areas

- Electric bilge pumps have controls and warning lights at main helm console and warning light with audible alarm at flybridge helm console

## **Additional Description**

### **POWER & DRIVE SYSTEMS**

- 5-bladed Nibral propellers
- Side power bow thruster with dual-station controls
- Engine room lighting
- Power assisted hydraulic steering system
- Electronic engine and gear shift controls
- Trim tabs with indicators
- Freshwater supply point in engine room
- Engine room extractor fans with electronic time delay

## **Additional Description**

- Teak-laid, transom platform, cockpit deck, and flybridge stairway
- Lewmar electric anchor windlass with foredeck, helm position and flybridge controls
- Stemhead roller with automatic anchor launch and retrieve
- Self-stowing plow anchor with 50' chain & 100' rode
- Deck hatch access to chain locker
- Bow and stern rope stowage locker
- Stainless-steel bow, stern and spring cleats
- Bow and stern fairleads
- Stainless-steel pulpit and guard rails
- Stainless steel flybridge handrails
- Foredeck hatch
- Stainless steel rub rail band with rubber insert
- Full set of navigation lights
- Running lights
- Dual station remote control searchlight
- Twin electric horns
- Fuel and water fillers

## **Lower Helm Position**

- Twin helm seats with fore and aft adjustment for helmsman
- Electric-opening windows at helm position and also on port side
- Burr elm instrument console with engine instruments and fuel gauges
- Dual station instruments and controls at Flybridge and Lower Helm Position:
- rudder position indicator

- electronic engine controls
- power-assisted hydraulic steering with adjustable wheel position
- bow thruster control
- Lewmar electric anchor windlass control
- trim tab controls with indicators
- Furuno Navpilot autopilot
- Icom VHF IC-M604
- Furuno Navnet radar with chart plotter/GPS
- Furuno RD-30 speed and distance log
- Furuno Navnet sounder with alarm
- remote control searchlight
- Plastimo 4" compass
- horn button
- Chart table with light and chart stowage
- Triple windscreen wipers with blade mounted freshwater windscreen wash system
- Bilge pump controls and warning lights
- Contaminated fuel warning light
- 24v and 240v control panel

## Flybridge

- Dual station instrument controls (see LOWER HELM POSITION)
- Power assisted hydraulic steering with adjustable wheel position
- Double helm seat
- Seating for 8
- U-shaped sofa with drinks table
- Sunbed with storage space below
- Stereo CD/radio
- Hatch to aft cockpit
- Wind deflector screen
- Stainless steel hand rails
- GRP radar arch
- Console and seat covers
- Matched whip aerials for VHF/RT and radio
- Flybridge wet bar including sink with electric barbecue grill and hot and cold water supply
- Refrigerated coldbox

## Other Items Supplied As Standard

- Fenders
- Ensign staff
- Boathook

- Quilted bedspreads in all cabins
- Cockpit cover and covers for flybridge console and seating
- Flybridge sunbed cushions

## Engine Notes

Twin Caterpillar C15 (2 x 865hp) Speed range: 30-31 knots

## Basic Information

---

**Category:** Motor Yacht

**Sub Category:** Flybridge

**Model Year:** 2008

**Year Built:** 2008

**Country:** United States

**Vessel Top:** Bimini Top

**Fly Bridge:** Yes

## Dimensions

---

**LOA:** 58' 0" (17.68m)

**Beam:** 16' 1" (4.90m)

**Max Draft:** 4' 2" (1.27m)

## Speed, Capacities and Weight

---

**Cruise Speed:** 26 Kts. (30 MPH)

**Max Speed:** 30 Kts. (35 MPH)

**Max Speed RPM:** 2300 Kts.

**Displacement:** 57320 Pounds

**Fuel Capacity:** 750 Gallons

## Accommodations

---

**Total Cabins:** 3

**Total Heads:** 2



---

## Hull and Deck Information

---

**Hull Material:** Fiberglass

**Hull Configuration:** Deep Vee

---

## Engine Information

---

**Engines:** 2

**Manufacturer:** Caterpillar

**Model:** C-15




**Engine Type:** Inboard

**Fuel Type:** Diesel

---

# PHOTOS



---


























# CONTACTS

---

Andrey Shestakov, leading yacht broker of the sales department of Shestakov Yacht Sales Inc. Shestakov Yacht Sales Inc., the official representative of the Miami/Fort Lauderdale FL headquarters.

## Contact details

---

Email: **andrey@shestakovyachtsales.com**

Web: [shestakovyachtsales.com/en/](https://shestakovyachtsales.com/en/)

## Telephones

---

USA: **+1(954)274-4435**

## Office hours

---

Monday – Saturday: **9:00 - 21:00** EDT

Sunday: **closed**

## Address

---



Harbour Towne Marina, 850 NE 3rd St, STE 213, Dania, FL 33004