

FLOODWAY — FLEMING YACHTS



Судостроитель: [FLEMING YACHTS](#)

Год постройки: 2014

Модель: Моторная яхта

Цена: ЦЕНА ЯХТЫ ПО ЗАПРОСУ

Местонахождение: United States

Длина общая: 71' 3" (21.72m)

Ширина: 18' 8" (5.69m)

Макс. осадка: 5' 0" (1.52m)

Крейс. скорость: 15 Kts. (17 MPH)

Макс. скорость: 17 Kts. (20 MPH)

Купить Floodway — FLEMING YACHTS а также выбрать подходящую вам яхту из нашего каталога яхт вам поможет опытный яхтенный брокер Андрей Шестаков. На сегодняшний день компания Shestakov Yacht Sales Inc. имеет большое количество яхт в собственном списке продаж, а также тесно сотрудничает со всеми крупными яхтенными производителями по всему миру.

Для того чтобы купить яхту Floodway — FLEMING YACHTS а также проконсультироваться по любому вопросу связанному с покупкой, продажей, чартером яхт позвоните по телефону **+7(918)465-66-44**.

ОГЛАВЛЕНИЕ

ОГЛАВЛЕНИЕ	2
ХАРАКТЕРИСТИКИ	5
Обзор	5
Основная информация	5
Размеры	5
Скорость, вместимость и масса	5
Размещение	5
Корпус и палуба	6
Информация о двигателе	6
ПОДРОБНОЕ ОПИСАНИЕ	7
Salon	7
Galley	7
Accommodations	7
Pilothouse	8
Pilothouse Electronics	9
Flybridge/Boat Deck	9
Flybridge Helm Electronics	10
Deck & Construction Features	10
Mechanical Systems	11
Additional Equipment	11
Exclusions	12
Recent Maintenance	12
Disclaimer	12
Исключения	13
Отказ от ответственности	13
ФОТОГРАФИИ	14
Profile	14
Salon Seating Port	14

Salon Starboard	14
Salon Cabinets & Wine Cooler	14
Complete Galley	15
Galley View From Salon	15
Full Refrigerator & Additional Galley Cabinets	15
Bridge Access from Pilothouse	15
Pilothouse Seating	16
Lower Helm	16
Master Stateroom TV	16
Master Stateroom	16
Master Stateroom Head	17
Guest Stateroom	17
2nd Guest Stateroom	17
Guest Head	17
Day Head	18
Bridge with Covers	18
Stidd Double Helm Chair	18
Bridge Helm	18
Bridge Dining	19
Bridge Aft with Tender	19
14' Tender with Cover	19
Bridge Controls & Cockpit Access	19
Bridge Freezer	19
Bridge Grill (never used)	19
Davit & Life Raft	20
Cockpit Complete Controls	20
Cockpit Controls	20
Fuel Management	20
Entrance to Lazarette & Engine Room	21

Engine Room	21
Port MAN 800hp	21
Starboard MAN 800hp	21
(2) 23kw Onan Generators	22
Bow & Stern Thrusters	22
Resources	22
Watermaker Display	22
Fleming Logo	23
КОНТАКТЫ	24
Контактная информация	24
Телефоны	24
Время работы	24
Адрес	24

ХАРАКТЕРИСТИКИ

Обзор

Fleming 65 "Floodway" has been well outfitted and well maintained. She is loaded with features know to the Fleming line and equipment that includes hydraulic bow & stern thrusters, Furuno TZTouch electronics, two 23kw generators, an 1,800 GPD watermaker and a 14ft tender with 70hp Yamaha outboard motor just to name a few.

Основная информация

Тип судна: Моторная яхта	Подкатегория: Pilothouse
Модельный год: 2014	Год постройки: 2014
Страна: United States	Верх: Hardtop
Открытая палуба мостика: Да	Кубрик: Да

Размеры

Длина общая: 71' 3" (21.72m)	Ширина: 18' 8" (5.69m)
Макс. осадка: 5' 0" (1.52m)	

Скорость, вместимость и масса

Крейс. скорость: 15 Kts. (17 MPH)	Макс. скорость: 17 Kts. (20 MPH)
Водоизмещение: 110000 Pounds	Вместимость воды: 400 Gallons
Вместимость сточного бака: 330 Gallons	Объем топливного бака: 1700 Gallons

Размещение

Всего кают: 3	Всего коек: 7
Спальные места: 9	Всего ком. состава: 3

Корпус и палуба

Материал корпуса: Fiberglass

Материал палубы: Fiberglass

Информация о двигателе

Двигатели: 2

Производитель: MAN

Модель: CRM-6

Тип двигателя: Inboard

Тип топлива: Diesel

ПОДРОБНОЕ ОПИСАНИЕ

Salon

The spacious salon is accessed from the aft deck through double doors and features a soft, ultra leather headliner and beautiful handmade teak cabinets. The open floor plan of the salon includes the galley with ample space to entertain guests. On the port side of the salon is a dry bar to aft with a U-Line wine cooler. The starboard side features a full credenza with an entertainment center to aft and a pair of barrel chairs.

- 40" HD LED TV on Retractable Bennett TV Lift
- KVH Tracvision HD 7
- Wired for TV Receivers
- Russound Audio/Video with 7 Zone Interface
- DVD/Blu-Ray accessible by all TV's
- Wave WiFi Booster
- iPod Connectivity
- Alpine 12V Receiver with CD Player
- (4) Salon Speakers & Sub
- U-Line Wine Cooler
- Hide-Away Salon Screen Door
- Ultra Leather Headliner
- Handmade Teak Cabinets
- L-Shaped Settee
- (2) Barrel Chairs
- (2) Ottomans

Galley

- DeDietrich Induction (4) Burner Cook Top with Custom Potholders
- Miele Stainless Steel Oven
- GE Profile Advantium 120 Convection Microwave (Stainless Steel)
- GE Profile 23.9 cubic ft Side by Side Refrigerator w/Dispenser & Teak Door Panel
- Miele Slimline Dishwasher (Teak Front Panel)
- Crema Marfil Granite Counter Tops
- Large Stainless Steel Sink
- Insinkerator Instant Hot Water & Filtered Water Dispenser
- Insinkerator Waste Disposal

Accommodations

The accommodations feature (3) staterooms and (2) heads. The layout features a central

passage contributing to an easy and convenient flow of traffic without any steep stairs to negotiate.

The Master Stateroom is forward and includes a queen sized custom island berth with a recessed skylight overhead. A 40" Samsung HD LED TV is mounted above the dresser. A hydraulic lift provides easy access to a large storage area under the bed. Additional storage is found in his and hers hanging lockers, drawers & bookshelves. Installed in the starboard locker is a heavy duty safe.

The VIP Guest Stateroom is to port and features twin berths with an additional upper sliding berth located outboard. A large hanging locker is forward of the berths. Inboard there is a vanity and mirror providing additional storage with a 22" LED Samsung TV overhead.

The 2nd Guest Stateroom is to starboard and features twin bunks crossed over each other. There is a large hanging locker underneath the upper bunk for storage along with other drawers and cabinets.

Each stateroom has it's own individual temperature control.

Custom mattresses in the Master and VIP Staterooms.

The Bosch Axxis washer and separate dryer is located in the central passage behind a sliding teak door.

A Wall-Vac System is strategically located to access the interior with a single, manageable hose.

The master and guest head are very spacious with glass and stainless steel shower enclosures. Hansgrohe fixtures and granite countertops are a compliment to the matching granite floor in the one piece molded fiberglass shower stall.

Pilothouse

The Pilothouse can used as crew quarters or an extra cabin. A filler piece extends the dinette settee. There are privacy doors and a TV in the Pilothouse as well. There is a day head/wet head to starboard that includes a locker and doubles as a shower and a settee with a teak table to port. The electrical distribution panels are below the main controls and are hinged and illuminated for access and service. There are two sliding doors that open to the wide side decks. Visibility forward, to port and to starboard is excellent.

- Teak & Holly Sole
- Stidd Helm Chair
- Texalene Windshield Cover
- Pilothouse Ocean Air Window Shades
- Stainless Steel Teak Trimmed Destroyer Wheel
- 19" Insignia TV Mounted to Port Side of Console

Pilothouse Electronics

- (2) Furuno NavNet TZTouch Black Box
- Furuno 6' Open Array Antenna
- Furuno GP330B GPS Receiver
- (2) Dell T233TK 23" Monitors
- (2) Wireless Mouse & Keyboard
- Bioning Ship Monitoring System Touch Monitor with Additional Control Mounted to Stidd
- Furuno Autopilot Navpilot 700
- Furuno AIS FA150
- Furuno GP 33 GPS
- (2) Furuno RD33 Smart Transducer: Depth, Speed & Temp
- Furuno NX300
- Maretron Wind Sensor & Weather
- MAN 6" LCD Engine Control Displays
- ABT Proportional Bow & Stern Thruster Control
- (2) Icom VHF M604
- ACR Searchlight Controls
- FCI Watermaker Control
- Rudder Indicator
- Sirius Weather for NavNet 3D
- Auto Anchor Remote
- Anchor Chain Wash
- Ritchie Compass

Flybridge/Boat Deck

The flybridge has a fiberglass hardtop with stainless supports, skylights & LED lighting. The windshield is plexiglass with a stainless handrail. The helm is separate from the rest of the flybridge and is raised slightly for improved visibility. The two-seater upper helm is located to port and is easily accessed from the pilothouse or by the ladder from the cockpit. The electronics console hinges open for easy access to the back of the electronics. On the starboard side of the flybridge there is a U-shaped settee and molded table with granite inlay. On the port side there is a Texas Pit Crafters BBQ grill, wet bar with a U-Line icemaker, Isotherm refrigerator and Glacier deep freezer with fiberglass cover.

- Steering console with complete controls, throttles, bow & stern thrusters and communications
- Low level LED courtesy lighting under flybridge seating
- Convertible wet bar to port with matching granite counter top, stainless sink basin & Grohe faucet
- Cockpit Ladder
- Freshwater Washdown

- Aft deck control station with canvas cover, Glendinning controls & bow/stern thrusters
- Switlik 6-man life raft
- Steelhead 1,500lb hydraulic davit w/power rotation, slewing & hoisting
- Tender is an AB DLX 14' with F70 hp Yamaha with Garmin plotter, VHF & AIS

Flybridge Helm Electronics

- (2) Furuno NavNet TZTouch 14 Radar Repeater with GP330B Receiver
- Furuno RD-33 Depth, Speed & Temp
- ICOM VHF M-504
- Engine Start/Stop
- ABT Bow & Stern Thruster Controls
- ABT Stabilizer Control
- Russound Audio/Video Control Panel
- Rudder Indicator
- Chain Wash
- Auto Anchor Controls

Deck & Construction Features

The hull is hand laid solid fiberglass. Propeller tunnels allow the draft to be kept low for Bahamas cruising and ensure the running gear is protected by a full length keel. The anchor platform accepts two anchors, each of which can be controlled by a handheld unit at the platform or by windlass controls at both the pilothouse and flybridge stations.

The high bulwarks and Portuguese bridge provide security for pets and children. Fuel fills are conveniently located under the steps to the Portuguese bridge. A starboard Cockpit Control Station includes Glendinning controls, Thrusters Docking controls are located starboard of the salon doors and storage is located on the port side. Lockable hatches against gaskets provide access to the engine room and spacious lazarette.

- Walk around decks
- Non Skid Foredeck & Portuguese Bridge
- Stainless Steel Bow Rail
- Bow Pulpit with Maxwell Windlass
- Primary Anchor is a 120lb CQR Style with 400' of 7/16" Acco Galvanized Anchor Chain
- Secondary Anchor is an 80lb Rocna Anchor with 7/16" Chain
- Forward Shore Connect
- Teak Deck in Cockpit & Sides
- (6) Rod Holders on Cockpit Combing Boards
- Canvas Cockpit Awning with Support Poles
- Russound Audio Control Throughout
- Fresh & Raw Water Hose Bibs Fore & Aft

- Hot & Cold Freshwater Wash Down Shower
- (2) Aft Cablemaster Shore Power in Cockpit Lockers
- Port Side Cabinet with Insulated Cold Box
- Swim Platform with Stainless Steel Swim Ladder, (3) Removable Steel Staple Rails and (2) Pop Up Cleats

Mechanical Systems

Water tanks, steering gear and air conditioning compressors are housed in the lazarette. Having the A/C compressors located here instead of in the hot engine room improves efficiency and performance and also minimizes noise. The engine room is accessed from a hatch located aft of the salon doors through the outside leading down to the oval, submarine style engine room door that has viewing ports. All battery isolation switches are accessible from outside the engine room.

- Twin MAN CRM-6 @ 800hp each
- ZF Transmissions 350A 2.636:1 Ratio
- Sea Torque Shaft Drive System
- ABT Hydraulic Bow & Stern Thrusters
- ABT Hydraulic Stabilizers
- Primary Generator is an Onan 23kw model EQD
- Secondary Generator is an Onan 23kw model EQD
- (2) Iso-Boost Transformers
- (2) Outback Inverters 3,5000 watt
- 24V DC Electrical Service
- 220V AC Electrical Service
- (6) Zone Air Con with Electric Heat
- Hypro Fly-By-Wire Precision Power Steering
- FCI Q-max 1800 GPD Watermaker
- High Volume Fuel Transfer Pump
- ESI CFS-100FRE Polishing System
- Racor Filters (4)
- Reverso Oil Change Systems (2)
- Manual/Automatic Clean Agent Fire Extinguishing System
- (4) Fiberglass Fuel Tanks (1700 gallons total)
- (2) Polypropylene Water Tanks (400 gallon total)
- 330 gallon Black Water Tank

Additional Equipment

- Cover for Aft Controls
- Tender Cover with U-Shaped Zipper for Access
- Bridge Seat Cover

- Cockpit Awning with (4) Stainless Steel Poles
- Windshield Cover
- Custom Fender Holders
- Shore Cords (50 amp, 220v)
- 406 EPIRB with GPS & Auto Deploy
- Underwater Lights
- Shore Cords: (2) 50 amp cords aft with Glendinning and (2) additional 50 amp cords forward.
- Water Filtration System at each Sink

Exclusions

- All personal life preservers that did not come with the vessel at the time of purchase. This includes kids preservers, extra large preservers and some light weight vests that inflate when entering the water.
- All lines & fenders that did not come with the vessel at the time of purchase.
- One of the forward 50 amp lines.
- Floodway Bell
- Name "Floodway" & Name Boards
- All charts (paper) and books
- Personal EPIRBS
- All artwork including quilt wall hanging and coral painting
- J-lines (additional safety gear)
- Dishes, pots, pans silverware, all portable cookwear (toaster, coffee maker, crockpot and other portable misc. appliances)
- Pillows both sleeping & decorative
- Towels
- Earphones
- Binoculars/all loose items that did not come with vessel at time of purchase
- Fuel additives
- Tools, Ear Protectors & Knee Pads
- Rods/Reels
- Cleaning Supplies/Chamois/Mops/Buckets/Garden Hoses
- Blue Web Teak Folding Chairs
- Teak Table on cockpit of vessel

Recent Maintenance

- Bottom Job Completed September 2016

Disclaimer

The Company offers the details of this vessel in good faith but cannot guarantee or warrant the accuracy of this information nor warrant the condition of the vessel. A buyer should instruct his agents, or his surveyors, to investigate such details as the buyer desires validated. This vessel is offered subject to prior sale, price change, or withdrawal without notice.

Исключения

При продаже яхты исключаются личные вещи владельца.

Отказ от ответственности

Компания предоставляет описание судна или яхты добросовестно, но не может гарантировать точность этой информации, а также не ручается за техническое состояние. Покупатель должен проинструктировать своих агентов или оценщиков исследовать представленную информацию более подробно, по собственному желанию. Продажа судна или яхты, изменение цены или снятие с продажи будет происходить без предварительного уведомления.

ФОТОГРАФИИ

Profile



Salon Seating Port



Salon Starboard



Salon Cabinets & Wine Cooler



Complete Galley



Galley View From Salon



Full Refrigerator & Additional Galley Cabinets



Bridge Access from Pilothouse



Pilothouse Seating




Lower Helm



Master Stateroom TV



Master Stateroom



Master Stateroom Head




Guest Stateroom



2nd Guest Stateroom



Guest Head




Day Head



Bridge with Covers



Stidd Double Helm Chair



Bridge Helm



Bridge Dining



Bridge Aft with Tender



14' Tender with Cover



Bridge Controls & Cockpit Access



Bridge Freezer



Bridge Grill (never used)



Davit & Life Raft



Cockpit Complete Controls



Cockpit Controls



Fuel Management



Entrance to Lazarette & Engine Room



Engine Room



Port MAN 800hp



Starboard MAN 800hp



(2) 23kw Onan Generators



Bow & Stern Thrusters



Resources



Watermaker Display



Fleming Logo



КОНТАКТЫ

Андрей Шестаков (Andrey Shestakov) – ведущий яхтенный брокер отдела продаж яхт и судов компании Shestakov Yacht Sales Inc. Официальный представитель Shestakov Yacht Sales Inc. для русскоговорящих клиентов в центральном офисе компании в Майами/Форт Лодердейл/Флорида/США.

Контактная информация

Email: andrey@shestakovyachtsales.com

Web: shestakovyachtsales.com

Телефоны

Краснодарский край: **+7(918)465-66-44**

США, Майами, Флорида: **+1(954)274-4435**

Время работы

Понедельник – Суббота: **9:00 - 21:00**
EDT

Воскресенье: **Закрито**

Адрес



Harbour Towne Marina, 850 NE 3rd St,
STE 213, Dania, FL 33004