

WATTA RYDE — SELENE



Судостроитель: SELENE

Год постройки: 2016

Модель: Траулер

Цена: ЦЕНА ЯХТЫ ПО ЗАПРОСУ

Местонахождение: United States

Длина общая: 92' 0" (28.04m)

Крейс. скорость: 9 Kts. (10 MPH)

Макс. скорость: 12 Kts. (14 MPH)

Купить **Watta Ryde — SELENE** а также выбрать подходящую вам яхту из нашего **каталога яхт** вам поможет опытный яхтенный брокер Андрей Шестаков. На сегодняшний день компания **Shestakov Yacht Sales Inc.** имеет большое количество яхт в **собственном списке продаж**, а также тесно сотрудничает со всеми крупными **яхтенными производителями** по всему миру.

Для того чтобы купить яхту **Watta Ryde — SELENE** а также проконсультироваться по любому вопросу связанному с покупкой, продажей, чартером яхт позвоните по телефону **+7(918)465-66-44**.

ОГЛАВЛЕНИЕ

ОГЛАВЛЕНИЕ	2
ХАРАКТЕРИСТИКИ	3
Обзор	3
Основная информация	4
Размеры	4
Скорость, вместимость и масса	4
Размещение	4
Корпус и палуба	4
Информация о двигателе	5
ПОДРОБНОЕ ОПИСАНИЕ	6
Accommodations	6
Disclaimer	16
Исключения	16
Отказ от ответственности	16
ФОТОГРАФИИ	17
КОНТАКТЫ	22
Контактная информация	22
Телефоны	22
Время работы	22
Адрес	22

ХАРАКТЕРИСТИКИ

Обзор

LEAVE COMPROMISE IN YOUR WAKE

92' SELENE OCEAN EXPLORER 2016 "WATTA RDYE"

RARE OPPORTUNITY

The Selene 92 "Ocean Explorer" is the result of an International collaboration of designers and architects under Howard Chen's design team leadership. Working closely with renowned Dutch architect Guido De Groot and a group of International consultants we have developed a contemporary take on the long range yacht whilst capitalizing on builder Jet Tern Marines quality construction and reputation for experience and innovation in the displacement yacht sector.

A first look at the 92 shows a number of the Selene family traits with her powerful raised pilothouse, Portuguese bridge, and bulbous bow. But a contemporary twist is also apparent in the addition of the large side windows in the hull and Stainless anchor pockets.

She is sure to appeal to existing owners and big boat enthusiasts alike and takes the simple and proven concept of the fuel efficient and seaworthy long range yacht to a new level of luxury that is intended to compete directly with the finest European yards but with all of the advantages of GRP.

And the 92' Selene Ocean Explorer 2016 "Watta Ryde" is no exception. Highlighting "Watta Ryde's" distinctions include the reliable MTU Series 60 de-rated 475HP mains 1,800 RPM, Twin Disc Quick Shift MGX-5114DC gearboxes with 3.43:1 ratio, Seatorque propulsion system, Onan MDDCA e-QD 40kW genset with air/water separator, Onan MDDBE e-QD 21.5kW genset with air/water separator, TRAC 440 digital stabilizer system with 20' sq. ft. fins with TRACStar(Stabilization At Rest), ABT 50hp hydraulic proportional bow and stern thrusters using 16" tunnel at 5 stations, MasterVolt Mass Combi 24/4000-100 inverter, MasterVolt Mass 24/100-C & Mass 24/20-3 battery chargers, Atlas 35kVA shore power frequency converter, Full River & MasterVolt AGM batteries, \$250,000 Full-Nav system including Maretron vessel monitoring and control system, A/V system through out including Sonos, MAR IX chilled water airconditioning/heat climate system, ACV International hydronic diesel heat system, KVH HD7 satellite TV antenna system, KVH V3 Tracphone maritime VSAT system, 2 Sea Recovery Aqua Matic A14C 900-2 900 gpd watermakers, Headhunter Tidalwave treatment system, Underwater lighting, 2 Zodiac Survitec Solas 12 man life rafts, Epirb, McMurdo S4 SART (Search And Rescue Transponder), Steelhead CT 3,000lb yacht crane, 11' Achilles hard bottom inflatable with 20hp Mercury 4 stroke outboard and an 18' Edgewater 188C center console tender with bimini and Yamaha 150 hp 4 stroke

outboard.

NOTE: Professional and certified captain available to answer questions and may be available for "Watta Ryde's" new owner.

Основная информация

Тип судна: Траулер	Модельный год: 2016
Год постройки: 2016	Страна: United States
Открытая палуба мостика: Да	Кубрик: Да

Размеры

Длина общая: 92' 0" (28.04m)	Длина по ватерлинии: 84' 1" (25.63m)
-------------------------------------	---

Скорость, вместимость и масса

Крейс. скорость: 9 Kts. (10 MPH)	Макс. скорость: 12 Kts. (14 MPH)
Водоизмещение: 347200 Pounds	Вместимость воды: 800 Gallons
Вместимость сточного бака: 250 Gallons	Объем топливного бака: 6100 Gallons

Размещение

Всего кают: 4

Корпус и палуба

Материал корпуса: Fiberglass

Информация о двигателе

Двигатели: 2

Производитель: MTU

Модель: series 60

Тип двигателя: Inboard

Тип топлива: Diesel

ПОДРОБНОЕ ОПИСАНИЕ

Accommodations

SALON

- Aritex simultaneous acting polished stainless steel sliding door system with TrioVing stainless steel hardware
- 2 Custom power leather settee's with adjustable head rests and USB plug-in each side
- 2 Custom reclining leather armchairs with brushed stainless steel base
- Custom 38" x 53" high gloss walnut with leather accents settee table with drawers
- Salon wetbar including carrara marble countertop, sink with Giessdorf faucet fixture, Subzero wine captain with glass door, 2 Subzero refrigerator drawers with satin walnut face finish, Raritan ice maker, 7 drawers, single cabinet door and Amtico MPS satin dark walnut sole
- Hunter Douglas PowerView™ Motorization silhouette blinds controlled by wireless Surface remote or PowerView™ App
- Recessed ceiling feature with satin dark walnut picture frame border, leather panels, indirect LED lighting and Pagali LED lighting
- Amtico MPS satin dark walnut sole
- Custom TV entertainment
- Samsung 46" UN48H8000AF Curved LED TV
- Apple TV
- Sonos Playbar and Sonos PLAY:1 wireless speakers linked to Sonos app via ship's iPad mini
- MAR-IX chilled water air-conditioning & AVC International hydronic diesel heat system control panel
- 8 Push button drawers
- Palagi LED direct lighting
- 2 Custom wall sconces
- Pagali switches with dimmers
- Smoke detector with Seafire fire alarm bell
- Nutone central vac inlet
- 4-110v Vimar outlets

DINING ROOM

- Custom built high gloss dark walnut dining table with 8 matching chairs
- Built-in high gloss dark walnut cabinet bureau with leather accents, 2 push button cabinet doors and 4 push button self closing drawers
- Built-in satin dark walnut cabinet bureau with 6 push button self closing drawers
- FRP ceiling feature with 3 direct LED lighting
- 4 Single push button cabinet doors

- Amtico MPS satin dark walnut sole with 4 fuel inspection plate hatches
- Brushed stainless steel Art lamp
- Smoke detector

PILOTHOUSE-LOWER HELM

- Custom FRP console with high gloss application
- Custom teak and polished stainless steel steering wheel
- MTU electronic engine displays
- MTU electronic engine controls
- Emergency Manual Control
- Full navigational, video & audio electronics (refer to "Electronics & Navigation Equipment ")
- ABT-TRAC 440 digital stabilizer system with 20' sq. ft. fins with TRACStar(Stabilization At Rest) touch-screen LCD user remote panel
- ABT 50hp hydraulic proportional bow thruster control
- ABT 50hp hydraulic proportional stern thruster control
- 2 Maxwell VWC4500 hydraulic windlass Maxwell AA560 Auto Anchor remote controls
- Flir M-Series premium multi-sensor maritime thermal night vision system control unit
- ACR searchlight PointPad URP-102
- Sea Fire extinguisher release panel
- Exalto wiper control panel for 3 intermittent windshield wipers
- Kahlenberg M-511 C/D whistle control
- Kobelt single jog lever(stick)
- Kobelt 7175-SY rudder angle indicator
- Marathon N2KView® vessel monitoring and control software
- Onan MDDBE e-QD 21.5kW genset with air/water separator remote panel
- Onan MDDCA e-QD 40kW genset with air/water separator remote panel
- 3 Llebroc chocolate leather helm chairs with arm, foot rests and polished stainless steel pedestal with cup holders
- Diamond Seaglaze 575 Series Hinged pilothouse port and starboard doors with TrioVing door hardware
- L-shaped white leather settee with built-in storage
- Custom high gloss dark walnut settee table with inlay and polished stainless steel pedestal
- Utility storage section behind settee
- Molded staircase access to the upper helm
- MAR-IX chilled water air-conditioning & AVC International hydronic diesel heat system control panel
- Built-in high gloss dark walnut cabinet bureau with leather accents, double door push button cabinet doors and 2 push button full extension ball bearing slide drawers

- Recessed ceiling feature with satin dark walnut picture frame border, leather panels, indirect LED lighting and Pagali Italian LED lighting
- 2 Chart lights with chart area platforms with storage Chart storage on both sides of helm
- Amtico MPS satin dark walnut sole
- Opening storage compartments under Flying Bridge stair steps
- Pagali LED direct lighting
- Pagali LED Red/night lighting
- Pagali switches with dimmers
- 2 Sonos PLAY:1 wireless speakers linked to Sonos app via ship's iPad mini
- Nutone central vac inlet
- 3-110v Vimar outlets
- Smoke detector

FLYINGBRIDGE-UPPER HELM

- Custom FRP console
- Custom polished stainless steel steering wheel
- MTU electronic engine displays
- MTU electronic engine controls
- Full navigational, video & audio electronics (refer to "Electronics & Navigation Equipment ")
- ABT-TRAC 440 digital stabilizer system with 20' sq. ft. fins with TRACStar(Stabilization At Rest) touch-screen LCD user remote panel
- ABT 50hp hydraulic proportional bow thruster control
- ABT 50hp hydraulic proportional stern thruster control
- 2 Maxwell VWC4500 hydraulic windlass Maxwell AA560 Auto Anchor remote controls
- Flir M-Series premium multi-sensor maritime thermal night vision system control unit
- Kobelt single jog lever(stick)
- Kobelt 7175-SY rudder angle indicator
- Marathon N2KView® vessel monitoring and control software
- AXIS Communication M50 PTZ Network dome camera
- 2 Llebroc white leather helm chairs with arm, foot rests and polished stainless steel pedestal with cup holders
- U-shaped settee seating for 10 with Sunbrella fabric
- 2 FRP settee tables with polished stainless steel pedestals
- L-shaped Wetbar with countertop and raised bar, 5 stationary stools, sink with Giessdorf single lever faucet fixture, Summit SP6DSSTBOS 3 beverage drawers with stainless steel face finish, Raritan ice maker and 2 single cabinet storage doors
- Molded staircase access to the pilothouse
- Molded staircase with teak steps access to aft deck

- Custom hardtop with FRP panels
- Non-skid FRP sole
- Pagali LED direct lighting
- Vicar switches with dimmers
- 4-9" radius speakers linked to Sonos app via ship's iPad mini
- 3-110v Vimar outlets with weather resistant covers

AFT DECK

- Aft deck hardtop
- Hinged door locker with TrioVing door hardware with storage and Honda WX20XH pump for Fire System
- Starboard side molded staircase with teak steps and exterior LED lighting to boatdeck and flying bridge
- U-shaped settee seating with Sunbrella fabric and built-in storage
- High gloss dark walnut settee table with 2 polished stainless steel pedestals
- Access to port & starboard recessed walkaround teak sidedecks
- Port and starboard side euro transom
- Aft control wing station(Port side"pullout")with MTU electronic engine controls, ABT 50hp hydraulic proportional bow & stern thruster controls, Kobelt single jog lever(stick), Kobelt 7175-SY rudder angle indicator and engine start/stop buttons
- 3 AXIS Communications M30 fixed Network dome cameras
- 2 Maxwell VC2200 hydraulic capstans(warping winches) port and starboard side
- Teak deck sole
- 3 Single louvered door lockers
- 2 Double louvered door lockers
- Vertical hanging locker
- Pagali LED direct lighting
- Pagali LED courtesy lighting
- 2-110v Vimar outlets with weather resistant covers

SWIM PLATFORM

- Teak deck soles
- Teak deck steps
- 2 Sole lockers with drains
- Centerline cleat
- 2 Pop-up cleats
- 4 Polished stainless steel removable staples
- Transom shower
- Fresh and salt water wash down
- Maxwell VC2200 hydraulic capstan(warping winch)

MASTER STATEROOM

- Full beam midship aft master stateroom with private access from salon and ensuite head
- Walkaround king berth with high gloss dark walnut picture frame and black leather panels headboard
- Custom innerspring king size mattress
- Custom bedding with pillows
- Hunter Douglas PowerView™ Motorization blackout and screens controlled by wireless Surface remote or PowerView™ App
- Recessed ceiling feature with satin dark walnut picture frame border, leather panels, indirect LED lighting and Pagali direct LED lighting
- Built-in high gloss dark walnut cabinet bureau on port side with leather accents and 9 push button self closing drawers
- Built-in high gloss dark walnut cabinet bureau on starboard side with leather accents and 12 push button self closing drawers
- Built-in high gloss dark walnut nightstands with 2 push button self closing drawers
- Amtico MPS satin dark walnut sole
- Samsung 46" LED TV with satin dark walnut picture frame
- Apple TV
- MAR-IX chilled water air-conditioning & AVC International hydronic diesel heat system control panel
- Ceiling escape hatch
- 4 Push button single cabinet doors
- 8 Push button drawers
- Palagi LED direct lighting
- 2 Bedside chrome lamps and reading lights
- Pagali switches with dimmers
- Smoke detector
- Nutone central vac inlet
- 6-110v Vimar outlets

MASTER STATEROOM WALK-IN CLOSET & LAUNDRY ROOM

- Hanging lockers with bypass doors
- Utility Room with pocket door
- Miele Touchtronic W3038 washer
- Miele Touchtronic T8023 C 220v dryer
- Amtico MPS satin dark walnut sole
- Palagi LED direct lighting

MASTER STATEROOM ENSUITE HEAD

- Carrera marble countertops
- Carrera marble backsplash
- Giessdorf sink with Giessdorf single lever faucet fixture

- Separate shower with glass door and Carrera marble walls
- Fir Italia shower tower
- Fir Italia shower body spray fixture with lighting wireless remote
- Tecma freshwater toilet with bidet feature
- Amtico MPS satin dark walnut & Carrera marble sole with Nuheat stat
- MAR-IX chilled water air-conditioning & AVC International hydronic diesel heat system vent
- Polished stainless steel portlites
- Single door medicine cabinet
- 3 Double door push button cabinets
- 4 Push button drawers
- 2 Giessdorf chrome towel bar holders
- 2 Giessdorf chrome double robe hooks
- Giessdorf chrome toilet paper holder
- Horizontal mounted mirror with 2 Glashutte Limburg vertical sconces
- Wall mounted makeup backlit mirror
- Palagi LED direct lighting
- Pagali switches with dimmers
- 2-110v Vimar outlets

VIP STATEROOM

- Forward VIP stateroom with ensuite head
- Walkaround low profile queen berth with black leather panels headboard
- Custom innerspring queen size mattress
- Custom bedding with pillows
- Venetian dark walnut blinds
- Recessed ceiling feature with white leather panels and Pagali mini and standard direct LED lighting
- High gloss dark walnut and leather accents desk with matching chair
- Amtico MPS satin dark walnut sole
- Samsung 32" LED TV with satin dark walnut picture frame
- MAR-IX chilled water air-conditioning & AVC International hydronic diesel heat system control panel
- 4 Radius Polished stainless steel portlites with black out covers
- 2 Hanging backlit lockers with louvered doors and Turn Style Design door hardware
- 10 Push button drawers
- Palagi LED direct lighting
- 2 Bedside chrome lamps
- Pagali switches with dimmers
- Smoke detector
- 110v Vimar outlet

VIP STATEROOM ENSUITE HEAD

- Corian countertops
- Corian backsplash
- Giessdorf sink with Giessdorf single lever faucet fixture
- Separate shower with glass door and Carrera marble midlevel walls
- Fir Italia shower tower
- Tecma freshwater toilet with bidet feature
- Carrera marble heated floor sole with Nuheat stat
- Polished stainless steel portlite
- Double mirror sliding door medicine cabinet
- Single door push button cabinet
- Double door push button cabinet
- 3 Push button drawers
- Giessdorf chrome towel bar holder
- Giessdorf chrome double robe hook
- Giessdorf chrome toilet paper holder
- Palagi LED direct lighting
- Pagali switches with dimmers
- 110v Vimar outlet

PORT SIDE GUEST STATEROOM

- Port side guest stateroom with sliding double berth option and ensuite head
- Side by side twins with blue leather panels headboard
- 2 Custom innerspring twin size mattresses
- Custom bedding with pillows
- High gloss dark walnut with leather accents removable night stand with 2 push button drawers
- Venetian dark walnut blinds
- Recessed ceiling feature with satin dark walnut border, white leather panels and Pagali direct LED lighting
- Amtico MPS satin dark walnut sole
- Samsung 32" LED TV with satin dark walnut picture frame
- MAR-IX chilled water air-conditioning & AVC International hydronic diesel heat system control panel
- 2 Polished stainless steel portlites
- Hanging backlit locker with louvered door and Turn Style Design door hardware
- 2 Double door push button cabinets
- 4 Push button drawers
- Palagi LED direct lighting
- 2 Bedside chrome reading lights
- Pagali switches with dimmers
- Smoke detector
- 110v Vimar outlet

PORT SIDE GUEST STATEROOM ENSUITE HEAD

- Corian countertops
- Corian backsplash
- Giessdorf sink with Giessdorf single lever faucet fixture
- Separate shower with glass door and Carrera marble bench seat and sole
- Fir Italia shower tower
- Tecma freshwater toilet with bidet feature
- Carrera marble heated floor sole with Nuheat stat
- 2 Polished stainless steel portlites
- Horizontal mirror
- 2 Double door push button cabinets
- Giessdorf chrome towel bar holder
- Giessdorf chrome glass holder with glass
- Giessdorf chrome double robe hook
- Giessdorf chrome toilet paper holder
- Palagi LED direct lighting
- Pagali switches with dimmers
- 110v Vimar outlet

STARBOARD SIDE GUEST STATEROOM

- Starboard side guest stateroom with ensuite head
- Offset queen size berth with blue leather panels headboard
- Custom innerspring queen size mattress
- Custom bedding with pillows
- High gloss dark walnut with leather accents removable night stand with 2 push button drawers
- High gloss dark walnut with leather accent night stand with 2 push button drawers
- Venetian dark walnut blinds
- Recessed ceiling feature with satin dark walnut border, white leather panels and Pagali direct LED lighting
- Amtico MPS satin dark walnut sole
- Samsung 32" LED TV with satin dark walnut picture frame
- MAR-IX chilled water air-conditioning & AVC International hydronic diesel heat system control panel
- 2 Polished stainless steel portlites
- Hanging backlit locker with louvered door and Turn Style Design door hardware
- Backlit locker with louvered door and Turn Style Design door hardware
- 3 Push button drawers
- Palagi LED direct lighting
- Bedside chrome reading light
- Pagali switches with dimmers
- Smoke detector
- 110v Vimar outlet

STARBOARD SIDE GUEST STATEROOM ENSUITE HEAD

- Corian countertops
- Corian backsplash
- Giessdorf sink with Giessdorf single lever faucet fixture
- Separate shower with glass door and Carrera marble sole
- Fir Italia shower tower
- Tecma freshwater toilet with bidet feature
- Carrera marble heated floor sole
- Polished stainless steel portlight
- 1 Mirror sliding compartment
- 2 Single door push button cabinets
- Double door push button cabinet
- Giessdorf chrome towel bar holder
- Giessdorf chrome hand towel bar holder
- Giessdorf chrome toilet paper holder
- Palagi LED direct lighting
- Pagali switches with dimmers
- 110v Vimar outlet

CREW QUARTERS

- Crew quarters living area with two countertops and captain's desk
- Corian countertops with backsplash
- Sink with Giessdorf fixture faucet
- Frigidaire full size upright freezer with stainless steel face finish
- Jena-Air 2 undercounter refrigerator and or freezer pullout drawers with stainless steel face finish
- LG microwave
- Portable plug-in one burner cooktop and wired for cooktop per MCA regulations
- Satin dark walnut captain's desk with two swing-out stools with chocolate leather tops
- Single door push button locker
- Single door push button upper cabinet
- 3 Double door push button uppers cabinets
- Double door push button lower cabinet
- 4 Full extension ball bearing slides push button drawers
- Palagi LED direct lighting
- Vimar switch
- Smoke detector
- 3-110v Vimar outlet
- 220v(European) Vimar outlet

PORT SIDE CAPTAIN'S QUARTERS

- Port side captain's quarters
- Offset full size berth

- Custom innerspring queen size mattress
- Custom bedding with pillows
- Satin dark walnut captain's desk swing out stool with top opening compartment
- Amtico MPS satin dark walnut sole
- MAR-IX chilled water air-conditioning & AVC International hydronic diesel heat system control panel
- Polished stainless steel portlites
- Double door push button backlit hanging locker
- 8 Full extension ball bearing slides push button drawers
- Palagi LED direct lighting
- Bedside chrome reading light
- Vimar switch
- Smoke detector
- 2-110v Vimar outlet

STARBOARD SIDE CREW QUARTERS

- Starboard side crew quarters
- Upper and lower berths
- Custom innerspring twin size mattresses
- Custom bedding with pillows
- Amtico MPS satin dark walnut sole
- MAR-IX chilled water air-conditioning & AVC International hydronic diesel heat system control panel
- 2 Polished stainless steel portlites
- Double door push button backlit hanging locker
- Single door push button cabinet
- 16 Full extension ball bearing slides push button drawers
- Palagi LED direct lighting
- 2 Bedside chrome reading lights
- Vimar switch
- Smoke detector
- 110v Vimar outlet

CREW QUARTERS HEAD

- Corian countertops
- Corian backsplash
- Giessdorf sink with Giessdorf single lever faucet fixture
- Separate shower with glass door and built-in seat bench
- Fir Italia shower tower
- Tecma freshwater toilet with bidet feature
- Amtico MPS satin dark walnut sole
- 2 Polished stainless steel portlites
- 2 Single door push button cabinets

- Double door push button cabinet
- Giessdorf chrome towel bar holder
- Giessdorf chrome toilet paper holder
- Giessdorf chrome glass holder with glass
- Palagi LED direct lighting
- Vimar switch

Disclaimer

The Company offers the details of this vessel in good faith but cannot guarantee or warrant the accuracy of this information nor warrant the condition of the vessel. A buyer should instruct his agents, or his surveyors, to investigate such details as the buyer desires validated. This vessel is offered subject to prior sale, price change, or withdrawal without notice.





Исключения

При продаже яхты исключаются личные вещи владельца.

Отказ от ответственности

Компания предоставляет описание судна или яхты добросовестно, но не может гарантировать точность этой информации, а также не ручается за техническое состояние. Покупатель должен проинструктировать своих агентов или оценщиков исследовать представленную информацию более подробно, по собственному желанию. Продажа судна или яхты, изменение цены или снятие с продажи будет происходить без предварительного уведомления.





ФОТОГРАФИИ











КОНТАКТЫ

Андрей Шестаков (Andrey Shestakov) – ведущий яхтенный брокер отдела продаж яхт и судов компании Shestakov Yacht Sales Inc. Официальный представитель Shestakov Yacht Sales Inc. для русскоговорящих клиентов в центральном офисе компании в Майами/Форт Лодердейл/Флорида/США.

Контактная информация

Email: **andrey@shestakovyachtsales.com**

Web: shestakovyachtsales.com

Телефоны

Краснодарский край: **+7(918)465-66-44**

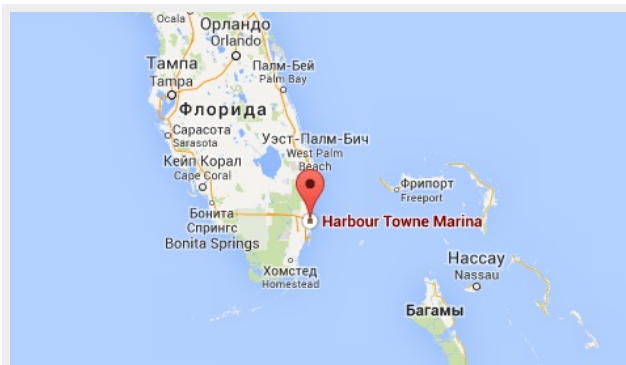
США, Майами, Флорида: **+1(954)274-4435**

Время работы

Понедельник – Суббота: **9:00 - 21:00** EDT

Воскресенье: **Закрыто**

Адрес



Harbour Towne Marina, 850 NE 3rd St, STE 213, Dania, FL 33004