

FISH'N HYE SEAS — SAILFISH



Builder: SAILFISH

LOA: 26' 0" (7.92m)

Year Built: 2011

Beam: 9' 0" (2.74m)

Model: Sport Fisherman

Min Draft: 1' 6" (0.46m)

Price: PRICE ON APPLICATION

Location: United States

Our experienced yacht broker, Andrey Shestakov, will help you choose and buy a yacht that best suits your needs **Fish'n Hye Seas — SAILFISH** from **our catalogue**. Presently, at **Shestakov Yacht Sales Inc.**, we have a wide variety of yachts available on **our sale's list**. We also work in close contact with all the big **yacht manufacturers** from all over the world.

If you would like to buy a yacht **Fish'n Hye Seas — SAILFISH** or would like help answering any questions concerning purchasing, selling or chartering a yacht, please call **+1(954)274-4435**

TABLE OF CONTENTS

TABLE OF CONTENTS	2
SPECIFICATIONS	4
Overview	4
Basic Information	4
Dimensions	4
Speed, Capacities and Weight	4
Hull and Deck Information	5
Engine Information	5
DETAILED INFORMATION	6
Features	6
Engine Notes	7
Dead Rise Note	7
Manufacturer Provided Description	7
Exclusions	7
Disclaimer	7
PHOTOS	8
Port Side	8
Aft View	8
Bow	8
Starboard Side	8
Garmin GPSmap 4212	8
Helm	8
Under Helm Storage & Foot Step	8
Helm Seat	8
Starboard Tach 307.7 Hours	9
Port Tach 307.6 Hours	9
Garmin VHF 100	9
Dash Switches	9

Clarion Stereo	9
2660 Specifications	9
Bow Seating Cushions Stored Indoors	9
Windlass	9
Garmin Radar	10
Forward Seating	10
Fresh Catch! Port & Starboard Storage	10
Head	10
Cockpit & Aft Seating	10
One of 2 Livewells	10
Fresh Water Shower	10
Livewell & Bait Station	10
Layout	11
CONTACTS	12
Contact details	12
Telephones	12
Office hours	12
Address	12

SPECIFICATIONS

Overview

Offshore Tournament Package, Pro fish pack, Garmin package

307 Hours

Additional Canvas Covers For Console

Ready to go!

Twin 150hp Yamaha's, 307 Hours, One Owner Boat, Great Shape, Super Clean, T-Top Enclosed, Console top tackle organizer, 35 gallon livewell L/P backrest, Livewell lean post foot rest, Pro fish pack: tilt steering, color hull: Slate Blue, SS rub rail, trim tabs with indicator switch, Comfort package: rear jump seats, bow cushion, vanity storage, Offshore Tournament Package: knife & tool holder, flush mount cleats & bow light, (4) additional holders, deluxe T-top, Bow cushion backrest, Aft folding seat, Garmin package, Windlass w/roller, anchor, rope and chain, Stereo w/4 speakers, Electric marine head w/OB discharge, Console heavy vanity storage, Cargo netting package, (2) 4" pull up fender cleats, Ski tow bar (retractable). DYSID:3006739

Basic Information

Category: Sport Fisherman

Model Year: 2011

Year Built: 2011

Country: United States

Dimensions

LOA: 26' 0" (7.92m)

Beam: 9' 0" (2.74m)

Min Draft: 1' 6" (0.46m)

Clearance: 8' 6" (2.59m)

Speed, Capacities and Weight

Displacement: 4050 Pounds

Water Capacity: 14 Gallons

Fuel Capacity: 200 Gallons

Hull and Deck Information

Hull Material: Fiberglass

Hull Configuration: Deep Vee

Engine Information

Engines: 2

Manufacturer: Yamaha

Model: 150 XTR 4-stroke

Engine Type: Outboard

Fuel Type: Gas/Petrol

DETAILED INFORMATION

Features

- Cockpit Bolsters
- VDS-4 Laterally Stepped Hull Runs Longitudinally, Bow To Stern
- Sailtech Hull Construction With 10 Year Warranty
- Composite Sailtech Transom
- Fiberglass Sailtech Stringer System
- Yamaha Powermatched Components
- Port Window In Console Head
- 2000 GPH Auto Bilge Pump
- Easy Bilge Access
- Standard Console Glove Box
- Standard Front Rod And Cup Holder
- High Speed Bait Well Pickup
- Twin Captain Chairs With Slides
- Flush Mount Hinges and Latches
- 2 - 225 Qt. Insulated - Bow Fish Boxes
- Inset Toe Hold Rail
- Bumper and Down Rigger Ball Holders
- 30 Gal. Bait Well In The Transom
- Freshwater Shower On The Transom
- Fresh Water Shower In The Console
- 6 Sst. Rod Holders
- Dual Battery Switch with VSR System
- Console Foot Rest Storage Compartment
- Electric Horn
- Uflex Hydraulic Steering
- High Performance Recessed Trim Tabs
- 10 Standard Cup Holders
- 2 Inch Self Bailing Deck Drains
- Fuel/Water Separators
- Raw Water Wash Down
- Finished Out Anchor Locker
- Sst. Low Profile Sport Bow Rail
- Compass
- Front Under Deck Storage Box
- 94 Qt. Cooler With Seat Bottom and Back Rest Cushions
- Sst. and Bronze Thru Hull Fittings
- 200 Gallon Fuel Cell

Engine Notes

Twin Yamaha 150 Four Stroke w/ 307 Hours

Dead Rise Note

Multi-angle 22 - 24 degrees.

Manufacturer Provided Description

The Sailfish 2660 CC continues our tradition of outstanding performance, function and style. In creating the 2660 we listened to our customers and designed a boat for the toughest offshore conditions while maintaining the features needed for all day comfort. Storage was a key factor in the 2660 design and we have utilized every square inch available. Improved fishability with higher gunnels, larger fish boxes, more interior room and transom live well make the 2660 the best laid out fishing platform on the market. Removable rear jump seats provide comfortable seating and when removed, easy access to the fish at the transom. The functional and stylish helm offers ample room for your electronics and multiple storage compartments for gear and equipment. For a design that fits your needs the 2660 is available with a variety of leaning posts, helm seats, two rear seating options, and additional forward seating for up to eight people. Get all this plus the softest ride in offshore fishing with the legendary Sailfish VDS4 variable deadrise stepped hull, the best performing, driest, and most fuel efficient hull in Sailfish history. For reliable performance the 2660 is matched with a dependable factory rigged Yamaha outboard engines.

Exclusions


Owner's personal belongings.

Disclaimer

The Company offers the details of this vessel or yacht in good faith but cannot guarantee or warrant the accuracy of this information nor warrant the condition of the vessel. A buyer should instruct his representatives, agents, or his surveyors, to investigate such details as the buyer desires validated. This vessel or yacht is offered subject to prior sale, price change, or withdrawal without notice.

PHOTOS

Port Side



Aft View




Bow



Starboard Side




Garmin GPSmap 4212



Helm



Under Helm Storage & Foot Step



Helm Seat



Starboard Tach 307.7 Hours



Port Tach 307.6 Hours



Garmin VHF 100



Dash Switches



Clarion Stereo



2660 Specifications



Bow Seating Cushions Stored Indoors




Windlass




Garmin Radar




Forward Seating




Fresh Catch! Port & Starboard Storage




Head




Cockpit & Aft Seating




One of 2 Livewells




Fresh Water Shower



Livewell & Bait Station



Layout



CONTACTS

Andrey Shestakov, leading yacht broker of the sales department of Shestakov Yacht Sales Inc. Shestakov Yacht Sales Inc., the official representative of the Miami/Fort Lauderdale FL headquarters.

Contact details

Email: **andrey@shestakovyachtsales.com**

Web: shestakovyachtsales.com/en/

Telephones

USA: **+1(954)274-4435**

Office hours

Monday – Saturday: **9:00 - 21:00** EDT

Sunday: **closed**

Address



Harbour Towne Marina, 850 NE 3rd St, STE 213, Dania, FL 33004