

WILD DUCK — HORIZON



Судостроитель: HORIZON

Год постройки: 2013

Модель: Моторная яхта

Цена: ЦЕНА ЯХТЫ ПО ЗАПРОСУ

Местонахождение: United States

Длина общая: 81' 6" (24.84m)

Ширина: 19' 0" (5.79m)

Мин. осадка: 5' 5" (1.65m)

Макс. осадка: 5' 8" (1.73m)

Крейс. скорость: 20 Kts. (23 MPH)

Макс. скорость: 23 Kts. (26 MPH)

Купить **WILD DUCK — HORIZON** а также выбрать подходящую вам яхту из нашего **каталога яхт** вам поможет опытный яхтенный брокер Андрей Шестаков. На сегодняшний день компания **Shestakov Yacht Sales Inc.** имеет большое количество яхт в **собственном списке продаж**, а также тесно сотрудничает со всеми крупными **яхтенными производителями** по всему миру.

Для того чтобы купить яхту **WILD DUCK — HORIZON** а также проконсультироваться по любому вопросу связанному с покупкой, продажей, чартером яхт позвоните по телефону **+7(918)465-66-44**.

ОГЛАВЛЕНИЕ

ОГЛАВЛЕНИЕ	2
ХАРАКТЕРИСТИКИ	6
Основная информация	6
Размеры	6
Скорость, вместимость и масса	6
Размещение	6
Корпус и палуба	7
Информация о двигателе	7
ПОДРОБНОЕ ОПИСАНИЕ	8
AFT DECK	8
MAIN SALON	8
GALLEY (COUNTRY KITCHEN STYLE)	9
ON-DECK DAY HEAD	10
AFT GUEST STATEROOM TO STARBOARD	10
AFT TWIN BERTH STATEROOM ENSUITE HEAD	11
CAPTAIN'S CABIN	11
AFT COMPANIONWAY	12
MASTER STATEROOM	12
FORWARD STARBOARD TWIN BERTH STATEROOM	13
VIP FORWARD STATEROOM	14
FLYBRIDGE	15
FLYBRIDGE ELECTRONICS	15
ELECTRONICS - LOWER HELM	16
SATELLITE EQUIPMENT	17
BOAT DECK	17
TENDER	17
FORWARD COMPANIONWAY	18
FOREDECK	18

SIDE DECKS	19
COCKPIT 6'4"	19
SWIM PLATFORM	19
ENGINE ROOM (FULL BEAM)	20
MECHANICAL EQUIPMENT	20
ELECTRICAL	21
FRESH WATER SYSTEM	22
FIRE SYSTEM	22
DECK AND HULL	23
SAFETY EQUIPMENT	23
REMARKS	23
Исключения	23
Отказ от ответственности	23
ФОТОГРАФИИ	25
Aft Deck	25
Aft Deck	25
Aft Deck	25
Aft Deck	25
Salon view fwd	25
Salon view fwd	25
Salon view aft	25
Salon view aft	25
Day Head	26
Galley	26
Galley/Dinette	26
Dinette/Inside Steering	26
Captain's Cabin	26
Captain's Head	26
Aft Twin Guest Stateroom	26

Aft Twin Guest Ensuite Head	26
Engine Eoom	27
Engine Room	27
Master	27
Master	27
Master	27
Master Head	27
Forward Twin Guest Stateroom	27
Forward Twin Guest Head	27
VIP	28
VIP	28
VIP Head	28
Flybridge View Aft	28
Flybridge View Fwd	28
Flybridge	28
Flybridge Seating and Bar	28
Flybridge Seating and Bar	28
Flybridge Bar	29
Flybridge Helm	29
Cockpit	29
Cockpit	29
Fishbox in Cockpit	29
Lazarrette	29
Bottom	29
Stern	29
Stern	30
Foredeck	30
Bow	30
GA	30

КОНТАКТЫ	31
Контактная информация	31
Телефоны	31
Время работы	31
Адрес	31

ХАРАКТЕРИСТИКИ

Основная информация

Тип судна: Моторная яхта	Подкатегория: Кубрик
Модельный год: 2013	Год постройки: 2013
Страна: United States	Верх: Hardtop
Открытая палуба мостика: Да	Кубрик: Да

Размеры

Длина общая: 81' 6" (24.84m)	Ширина: 19' 0" (5.79m)
Мин. осадка: 5' 5" (1.65m)	Макс. осадка: 5' 8" (1.73m)

Скорость, вместимость и масса

Крейс. скорость: 20 Kts. (23 MPH)	Крейсерская скорость поворота: 2100 Kts.
Дальность на крейсерской скорости: 600	Макс. скорость: 23 Kts. (26 MPH)
Вместимость воды: 400 Gallons	Макс. скорость поворота: 2300 Kts.
Объем топливного бака: 1850 Gallons	Вместимость сточного бака: 100 Gallons

Размещение

Всего кают: 4	Всего ком. состава: 6
Каюта капитана: Да	Каюты экипажа: 1

Корпус и палуба

Материал корпуса: Fiberglass

Материал палубы: Fiberglass

Комплектация корпуса: Semi-Displacement

Информация о двигателе

Двигатели: 2

Производитель: Caterpillar

Модель: C32A

Тип двигателя: Inboard

Тип топлива: Diesel

ПОДРОБНОЕ ОПИСАНИЕ

AFT DECK

- 10'6" Length
- Headroom 7' 1"
- Teak deck
- Port and stbd. boarding gates (Note) Gates swing in with catches
- Aft seat molded fiberglass with cushions, cover, storage below
- New 2016 aft deck cushions - blue/white
- Recessed drink holders aft deck seat
- Stainless steel overhang supports
- Port and stbd. stairwells to cockpit with teak treads
- Circular molded stairwell to flybridge with sliding stainless steel
- Hatch with viewing window, stairs with teak treads
- Dining, Cocktail table (6) person teak high gloss varnished with cover
- Dining table with hi-lo stainless steel supports with in/out slide feature
- Port and stbd. 18" cleats with fairleads with rollers
- Port and stbd. rear deck drains
- Aft deck wet bar molded fiberglass
- Flush mounted stainless steel sink with fold down hot and cold spiket
- Cover with gas spring over sink
- Refrigerator with freezer stainless steel (Waeco)
- Wet bar under counter storage
- Matching fiberglass cabinet door on refrigerator
- Exterior lights on recessed panel stbd. side bulwarks
- Aft deck overhead LED lights on dimmer
- Port side aft deck plug in remote station with 25' cord and engine start/stop
- Recessed boat hook storage
- Courtesy stair lights on stairwell to flybridge/boat deck
- TV 22" Samsung with DSS receiver overhead drop down
- Overhang C.C.T.V. camera color

MAIN SALON

- Headroom 6' 8"
- Walnut paneling with high gloss finish
- Access from aft deck thru glass sliding door with privacy curtain
- Power window blinds - Hunter Douglas Silhouette with indirect valance lighting
- Recessed square design in headliner backlit
- Overhead LED lights on dimmers
- Forward bulkhead high gloss walnut with ceiling down art lights

- Carpeted flooring
- “L” shaped leather sofa and love seat with storage below
- Built-in end tables with high gloss camphor burl cabinet tops
- Custom glass cabinet with mirrored back and glass cabinet doors
- Custom blown glass wall sculpture
- Cabinet with liquor drawer below and cabinet doors
- Coffee table with black glass table top
- To port cabinet with storage lockers, remote and CD locker
- Pop up TV 40” Samsung with DSS receiver
- Bose home theater surround sound system
- (1) Leather swivel barrel chair
- (2) leather stools
- Icemaker – Scotsman
- Stereo receiver with iPod dock – Samsung
- Channel select control
- Central vacuum outlet
- Air conditioning digital thermostat
- Intercom, landline, cell handset – Panasonic

GALLEY (COUNTRY KITCHEN STYLE)

- Headroom 7’ 2”
- Flooring/matching walnut hardwood
- Galley sole - granite Crema Marfil with Imperial black granite border
- Counter top – granite Crema Marfil with back splash
- Refrigerator/stainless steel with (2) freezer drawers with ice maker (Sub Zero)
- Freezer drawers (2) stainless steel (Sub Zero)
- Stove (4) burner cooktop (G.E. profile)
- Oven (GE profile)
- Sink flush mount double stainless steel with garbage disposal (Blanco)
- Faucet sink single lever with pull out sprayer (Blanco)
- Microwave - built-in convection (GE)
- Trash compactor - stainless steel (Broan Elite)
- Dishwasher – stainless steel (GE profile)
- Dinette “U” shape (6) person with storage below raised 9” for forward viewing
- Dinette table – granite Crema Marfil with stainless steel base with slide
- Wine cooler – 24 bottle GE built-in with cabinet door
- Galley cabinets 15" overhead with down lighting
- Large forward viewing windows with manual blinds exterior textaline cover (Black)
- Recessed overhead smoke/carbon monoxide alarm
- Overhead LED lighting on dimmers
- Paneling high gloss walnut
- Port and stbd. water tight doors

- Dish locker with pegs
- Digital air conditioning thermostat
- (2) 9" overhead flush mounted stereo speakers
- Built-in concealed lower helm station
- 110V outlet, under dinette table top
- To port circular stairwell to bridge with non-skid treads
- Handrails matching walnut high gloss varnished
- Stainless steel framed glass sliding hatch to flybridge

ON-DECK DAY HEAD

- To port of galley
- Granite flooring
- Sink under vanity top with granite counter top
- Tecma fresh water head
- Faucet single lever - Grohe
- Overhead LED lighting with mirror ceilings
- Soap dish, paper holder and hand towel holder
- Air conditioning duct
- 110V outlet
- Privacy shade
- High gloss lacquered white walls

AFT GUEST STATEROOM TO STARBOARD

- Headroom 6' 5"
- Twin berths with head boards & reading lights
- Night stand with drawers
- Beveled mirror aft bulkhead
- Air conditioning thermostat
- Outboard storage lockers
- Cedar lined hanging locker
- Overhead LED lights on dimmer
- (2) 9" flush mounted stereo speakers
- TV Samsung 22" with DDS receiver, remote control
- Stereo, Fusion, with iPod Dock
- Intercom, cell landline phone - Panasonic
- Privacy door with lock
- Smoke/CO2 detector
- Carpeted flooring
- Satin finish walnut

AFT TWIN BERTH STATEROOM ENSUITE HEAD

- Ensuite and access from companion way
- Mirrored ceiling with LED lighting
- White lacquered walls
- Tecma fresh water head
- Exhaust fan
- Air conditioning duct
- Mirrored medicine cabinet
- Walnut hardwood flooring
- Stall shower with double doors
- Port light with privacy curtain
- Vanity with sink and storage below
- Single lever faucet
- Privacy door from stateroom

CAPTAIN'S CABIN

- Headroom 6' 5"
- Captain's berth 6' 7" x 33"
- (2) Port lights with privacy shade
- Satin finished walnut paneling
- Storage lockers to port
- Digital air conditioning thermostat
- Washer/Dryer side-by-side units (GE)
- Overhead LED lighting
- Microwave built-in (GE)
- TV Samsung 22" with DSS receiver and remote
- Stereo, Fusion, with iPod dock with (2) 9" flush mounted speakers
- Refrigerator - under counter (Sub Zero) with matching cabinet door
- Hanging locker is cedar lined
- Storage locker
- Smoke/CO2 detector
- Walnut hardwood flooring
- Privacy door with lock
- Access thru transom water tight door or from main salon
- Rudder compartment access

- **CAPTAIN'S HEAD** Port light with privacy curtain
- Tecma fresh water head
- Shower - flood style with wrap around shower curtain
- Counter with stainless steel sink
- Single lever faucet with shower attachment

- Mirrored ceiling
- White lacquered walls
- Exhaust fan
- Air conditioning duct
- Towel rack
- Overhead LED lights

AFT COMPANIONWAY

- Companionway with overhead LED lights
- Storage locker
- Central Vacuum inlet
- Stairwell to Main Salon with privacy door at base

MASTER STATEROOM

- Headroom 7' 1"
- Full beam
- Overhead with LED lights on dimmer
- Overhead escape hatch
- Privacy door with lock
- Carpeted flooring
- Large port & stbd. viewing port lights / windows with blackout privacy shades
- Large walk in cedar lined closets with drawers
- (1) full length mirror in hers closet
- Safe recessed with concealed cabinet door in master closet
- Port and stbd. dressers with Burl wood dresser tops
- File drawer with lock
- Vanity with flip up lighted mirror and swing out stool
- Port and stbd. storage lockers
- Central vacuum outlet
- Air conditioning digital thermostat
- Intercom, cell, landline phone – Panasonic
- Centerline king berth with storage below on gas shocks
- Upholstered head board
- Night stands with drawers
- Reading lamps
- Semicircle soffit with smoked mirror above master berth
- Matching walnut frame mounted TV
- TV 32" Samsung remote control with DSS receiver
- Bose home theater surround sound system
- Smoke/CO2 monitor alarm

ENSUITE MASTER HEAD

- Headroom 6' 6"
- Shower head room 6' 6"
- Mirrored ceiling with LED lights
- Port light with black out privacy shade
- Floor - walnut hard wood
- Vanity with opaque glass backlit mirror
- Countertop - Imperial black granite with back splash
- His and Hers sinks
- Air conditioning duct
- Exhaust fan
- Under counter drawers and storage locker
- Tecma fresh water head
- Large walk-in stall shower
- (2) shower head removable sprayers
- Shower walls - pearl beige high gloss
- Walls - pearl white lacquer
- Shower door - glass with stripped pattern
- Privacy door

FORWARD STARBOARD TWIN BERTH STATEROOM

- Headroom 6' 7"
- Twin berths with head boards and reading lamps
- Night stand with drawers
- Beveled mirror aft bulkhead
- (2) opening port lights with black out privacy shade
- Outboard recessed storage cabinets
- Overhead with LED down lights on dimmer
- Air conditioning thermostat
- Hanging locker is cedar lined
- TV Samsung 22" remote control with DSS receiver
- Stereo, Fusion, with iPod dock (2) 9" overhead stereo speakers
- Paneling is satin finished walnut with Burl wood counter tops
- Privacy door with lock
- Carpeted flooring

TWIN BERTH FORWARD STATEROOM HEAD

- Ensuite with privacy door
- Mirrored ceiling with LED lighting
- Port light with privacy shade
- White lacquered walls

- Air conditioning duct
- Exhaust fan
- Stall shower with double doors
- Vanity granite counter top with sink and single lever faucet
- Under vanity storage
- Tecma fresh water head

VIP FORWARD STATEROOM

- Headroom 6' 11"
- Port and stbd. opening port lights with black out privacy shades
- Centerline queen berth with gas shocks for storage below
- Port and stbd. night stands with drawers
- Reading lamps
- Overhead escape hatch with rope ladder
- Port and stbd. cedar lined hanging lockers with shelves
- Overhead with LED lighting on dimmers
- Tasteful direct and indirect lighting
- Carpeted floor
- Forward upholstered bulkhead
- Smoke/CO2 detector
- Digital air conditioning thermostat
- TV 27" Samsung remote control with DSS receiver
- Stereo with iPod dock, Fusion, with (2) 9" overhead speakers
- Cell, intercom, landline phone - Panasonic
- Privacy door with lock
- Satin finish walnut paneling
- Burl wood counter tops
- Central vacuum outlet

VIP HEAD

- Ensuite
- Privacy door
- Mirrored ceiling with LED lighting
- White lacquered walls
- Walnut hardwood flooring
- Tecma fresh water head
- Air conditioning duct
- Exhaust fan
- Stall shower with port light and privacy drape
- Countertop - granite with sink and single lever faucet

- Storage below vanity
- Mirrored medicine cabinet
- Linen locker with matching granite counter top
- Hand tower holder
- Bath towel rack

FLYBRIDGE

- Headroom 6' 9"
- Fiberglass hardtop w/ventilation hatch above helm 19" x 19"
- Polished stainless steel supports port and starboard
- Enclosure (4) side EZ2CY
- Venture steel Lexan windshield w/stainless steel frame
- Overhead LED lighting or dimmers
- Helm seat with footrest, arm rests, fore and aft slide, raise and lower features - Stidd
- Companion seats port and starboard (3) person, each with foot and back rests and covers
- Companion seats raised 28" for easy forward viewing
- Forward port side access from galley/glass with stainless frame sliding door
- Flybridge cushions - Sunbrella; antique rib brass fabric
- White non-skid deck with deck drains
- Air conditioning reverse cycle (2) 24,000 BTU units with digital control
- Custom stand behind bar with (3) swing out bar stools
- Custom (2) level bar with Corian counter tops
- Icemaker - Raritan under counter bar with ventilated cabinet door (U-Line)
- Refrigerator with freezer stainless steel under counter w/cabinet door (Waeco)
- Sink flush mounted stainless steel with matching Corian cover
- Faucet hot/cold single lever with pull out sprayer (Blanco)
- "U" shaped settee with cushions, decorator pillows, storage below and storage cover
- Dining/cocktail table Corian with, in/out slide and stainless steel pedestals

FLYBRIDGE ELECTRONICS

- Compass 6" magnetic Ritchie with chrome binnacle
- (2) Garmin GPS Map 1215 chart plotters 15" screen monitors
- (1) Garmin GMI 10 wind, speed, direction
- (1) Garmin GHC 10 autopilot with ruder indicator
- Searchlight Sanshin HR 1012
- (1)15" display screen Maretron, engine gauges, Octoplex system
- Night vision camera/FLIR M-625L

- CAT main engine electronic gauge monitors
- Trim tabs - Bennett with position lights
- Stabilizer control ABT/Trac with 7.5 sq. ft. fins
- VHF (2) Garmin GHS 10 with remote speakers
- Electronic clutch and throttles with synchronizer - Glendinning
- Windlass remote up and down switches
- Fusion stereo with IPod dock
- Clutches low idle, w/emergency backup controls
- Helm wheel 24" stainless steel hydraulic
- Generator remote start stop panels with alarms
- High water bilge audible alarm (5) bilge pumps
- Hamann Head system alarm
- Fire system alarm with shutdown engine room air intakes
- Bow/stern thruster controls hydraulic ABT/Trac
- Maretron audible alarm
- (3)24V overhead red night lights on dimmers
- Remote handset with charger cell, intercom, land line - Panasonic
- Radars Garmin 96 mile with 4' & 6' open Array scanners
- Stereo speakers (4) 6"Fusion
- Hailer/Raymarine
- Glass electronic panel weather cover
- Glass engine gauges/electronics cover on gas springs

ELECTRONICS - LOWER HELM

- CAT electronic gauge monitors
- Compass - magnetic 3 1/2" Ritchie
- (2) chart plotters - Garmin GPS Map 5208 w/8" monitor screens
- VHF Garmin GHS10 handset with remote speaker
- Stabilizer remote control - ABT Trac
- Searchlight - Sanshin HR-1012 (ACR Style)
- Windshield wiper control (3) wipers (Speich) 24V, 38" blades
- Auto pilot Garmin GHC 10 full station remote with rudder indicator
- Bow, stern thruster control - ABT Trac, hydraulic
- Trim tables - Bennett with position light monitors
- Windlass remote up and down switch
- Horn air dual trumpet (Buell)
- Main engine - start, stops and low idle
- High water bilge audible alarm
- Clutch and throttles electronic with synchronizer - Glendinning

MARETRON

- Electronic systems monitor

SATELLITE EQUIPMENT

SATELLITE TV

- KVH Tracvision HD7

SATELLITE TELEPHONE

- KVH Tracphone V3

BOAT DECK

- Non-skid deck
- Removable euro style hoop rails around boat deck bulwarks
- Removable deck chocks for tender
- Tender/deck tie downs (cable style)
- Lift bridle for tender
- Flag staff removable stainless steel 55"
- Davit 1500 lbs. with boom and rotation hydraulic/steelhead Marine
- Fresh water deck washdown
- Custom fiberglass grill cabinet with Corian counter top grab rail can cover
- Grill propane 22" stainless steel with (2) fiberglass propane tanks
- 110V outlet with water proof cover
- EPIRB/ACR

- Fold up access ladder removable to flybridge hardtop
- Port and starboard deck drains
- Access to boat deck from aft deck with sliding hatch
- Stainless steel safety rails around access hatch

TENDER

- 14' 2013 Novurania 430 DL with cover
- Motor Yamaha 50 hp four stroke with power trim and tilt
- Bow rail/stainless steel
- Danforth Anchor with 100' x 3/8" line
- (5) adult life jackets
- Navigation lights
- Bimini top with stainless steel frame, boot, white top
- Gas 13 gallon tank with deck fill

- Fuel/water separator filter Yamaha canister style
- Battery 12V with battery switch
- Deck courtesy lights
- (2) 3/8" x 20' mooring lines - black braid
- VHF Icom IC-M412 with removable antenna
- Bilge pump
- Tachometer - Yamaha
- Speedometer/fuel gauge - Yamaha
- Steering wheel 13" stainless steel destroyer style
- Stereo AM/FM with iPod dock with 4 speakers
- Freon air horn
- First aid kit
- Swim ladder stainless steel

FORWARD COMPANIONWAY

- Accessed from galley via circular staircase
- Overhead LED lighting
- Walnut hardwood flooring
- Bilge access hatches
- Washer/dryer stack style, GE, with matching cabinet door
- Walnut satin finish paneling

FOREDECK

- Non-skid deck
- Windlass - Maxwell 3500 hydraulic with chain wildcat with up & down deck control
- Stainless steel anchor chute with rollers Poole 80 kg stainless steel anchor
- 300' x 1/2" anchor chain with chain wildcat
- (2) 18" stainless steel mooring cleats
- (2) fairleads with rollers
- Port & stbd. 24 Volt courtesy deck lights - total (4)
- Stainless steel bow flag staff - 29"
- Anchor remote control plug in
- Forward fiberglass seat with cushions
- Chain locker with fresh water washdown

- Molded bow seat with cushions & cover
- VIP stateroom escape hatch 21" x 21" with skylight and escape rope ladder
- Trunk cabin sun pad w/cushions
- Trunk cabin full beam storage locker with port & stbd. access hatches
- (2) flush mounted 6" stereo speakers with remote

- Full high bulwarks with walk around decks
- Cablemaster 100 AMP X 50' cord

SIDE DECKS

- 15" wide non-skid decks
- High bulwarks with 2" stainless grab rail
- Fore and aft port and stbd. Boarding gates (Note) swing inboard with catches
- Aft/Midship/ $\frac{3}{4}$ fairleads with mooring cleats
- $\frac{3}{4}$ midship and aft deck drains
- Port & stbd. Recessed fuel fills with full fuel overflow with alarm

(Note) Boat can be fueled by port and starboard with gravity fuel equalizer or fuel transfer pump. Deck dockside pump out fitting port side/recessed with door. Port and starboard fresh water deck fills recessed with doors. Side decks over hangs with overhead courtesy LED lights. Cabin side engine room air intakes.

COCKPIT 6'4"

- Non-skid deck
- Teak cover boards freshly sanded, groomed and oiled 10/16
- (4) flush rod holders
- Deck courtesy lights
- Transom door
- Lazarette access hatch
- Deck drains overflow freeing ports
- Built-in live well with viewing window and lights
- 33" high bulwarks
- 100 AMP Cablemaster inlet with cover on Cablemaster
- Cable/TV phone inlet
- Water tight door to crew cabin with lock
- Recessed light switch panel with waterproof cover and cabinet door
- (2) 15" stainless steel cleats suitable for towing tender
- Port & stbd. stainless steel fairleads with rollers transom corners
- Life ring 24" with holders
- (2) 6" stereo speakers - Fusion

SWIM PLATFORM

- 24" deep integral with hull with stainless steel rub rail
- (2) 8" pop up cleats

- Recessed locker with fresh sea water wash downs, dockside water inlet
- Transom 1¼" stainless steel grab rail - full beam

ENGINE ROOM (FULL BEAM)

- Headroom 6' 5"
- Access from water tight door with viewing porthole
- 110V overhead fluorescent lights (5)
- 24V overhead lights (6)
- 110V receptacle with water proof cover
- Fuel tanks outboard main engines with sight gauges
- Grab rails overhead on centerline stainless steel
- Engine beds (1) piece steel channel painted white
- Air compressor
- Central vacuum cleaner system

MECHANICAL EQUIPMENT

- Twin Caterpillar C32 Acerts 1600 HP each with Air Seps with 785 hours each
- 250 hour service performed on main engine, generators and gears done by Ring Power Caterpillar of North Florida July 2016
- CAT Platinum plus engine warranty thru 2018
- Gear ZF/Model 2060A - ratio 2467:1 with P.T.O.'s on both gears
- Shafts 3½" Aquamet 22 with dripless seals and spares on shaft
- Underwater exhaust with bypass at stern
- Manual gauge package on main engines with start and stops
- Fuel filters dual 1000 Racors with vacuum gauge and selector valve
- Reverso fuel filtration system with timer and Racor 1000 fuel filter
- Oil change system - 115V brass impeller pump - Oberdorfer
- Oil change pump with manifold mains, gears and (2) gen sets
- Emergency engine driven bilge pump port engine
- Fuel transfer pump 24V
- Port & stbd. forward engine room 220V air intake blowers
- Port & stbd. aft engine room 24V exhaust blowers
- Fuel tanks port & stbd. engine room with sight gauges and electric gauges
- Rudders with dripless seals
- Props upgraded (5) blades Nibral 38" x 44.5" "S" Class
- Bilge pumps (5) 24V 3700 GPH auto/manual
- (1) manual bilge pump
- High water bilge alarms (5)
- Engine alarm for low oil pressure and high water temperature
- 100% engine warranties thru June 2016

HYDRAULICS

- Power take offs port & stbd. Main engines
- Bow thruster ABT 38 HP, dual prop, 12" tube P.T.O. main engine
- Stern thruster ABT 38 HP, dual prop 12" tube P.T.O. main engine
- Anchor windlass hydraulic P.T.O. off main engines
- Davit has its own hydraulic power pack

STABILIZERS

- ABT/Trac with 7.5 sq. ft. fins with flybridge control

AIR CONDITIONING

- Marine Air chilled water system/reverse cycle
- (2) 72,000 B.T.U. chillers with soft starts 230V
- (2) raw water pumps (1) as backup pump on separate plumbing
- Upgrade (12) air handlers to AT/DC Series Super Quiet units
- Flybridge air conditioned (1) 36,000 B.T.U. unit
- Backup chilled water system circulating pump

ELECTRICAL

(Starboard Generator)

- Onan 27.5 KW/1800 RPM's with 977 hours as of 10/15/2016
- Sound shield, Racor 500 fuel/water separator filter
- Motor mounts rubber isolation style
- Flybridge remote start/stop gauge package
- Exhaust water w/fiberglass exhaust separator

(Port Generator)

- Onan 27.5 KW/1800 RPM's with 984 hours as of 10/15/2016
- Sound shield, Racor 500 fuel/water separator filter
- Motor mounts rubber isolation style
- Flybridge remote start/stop gauge package
- Exhaust water w/exhaust fiberglass separator

(Shore Power)

- (1)100 AMP X 50' single phase located stbd. bow with Glendinning Cablemaster
- Isolation transformer with boost
- (1)100 AMP x 75' single phase located cockpit with Glendinning Cablemaster
- Isolation transformer with boost

(Batteries)

- (4) AGM style engine start batteries
- (8) AGM style 225 AH/each for ship's service power
- Inverter/charger Xantrex 4 KW/150 AMP
- (2) generator starting batteries
- Battery shut off switches vapor proof style (guest)
- Battery charger 50 AMP/24V (Charles)
- Octoplex system with tank monitor with monitors flybridge, galley, crew quarters
- Galley, crew quarters

FRESH WATER SYSTEM

- 400 gallons water
- (2) fresh water inlets bow and stern with pressure regulators
- (1) 110V fresh water pump with pressure tank
- (1) 24V fresh water backup pump with pressure tank
- (2) 20 gallon Quick Recovery hot water heaters 220V
- Hot water circulating pump
- (2) canister style fresh water filters
- Fresh water wash downs, foredeck, flybridge, cockpit
- Electronic water level gauge

WATERMAKER

- Sea Recovery / Aquamatic 900 GPD with 312 hours
- Auto flush and UV filter light

HEAD SYSTEM

- Tecma fresh water heads (silence plus model)
- Hamann waste treatment plant
- Holding tank/fiberglass 100 gal.

FIRE SYSTEM

- Annual recertification 10/16
- SeaFire - Automatic/manual 1500 cubic ft. FM200
- Auto air intake shut down system
- CO2 fire and smoke detectors in each cabin
- Fire insulation in engine room

DECK AND HULL

- Horns air with 16" & 13" trumpets (Buell) with air compressor
- Sea Stair (7) step with single varnished teak handrail (Marquipt)
- Sea Stair mounting brackets at port & stbd. fore and aft boarding gates
- Boarding ladder (3) step vertical - Marquipt
- Life ring 24" (Note) mounted in cockpit
- Lower helm - Galley forward windows textaline cover (black)
- Underwater lights blue (2) transom (3) each side port & stbd.
- Air draft to top of anchor light 30' 8"
- Bottom painted to include Prop Speed - June 2016
- LED lights in lazarette - New 10/16

SAFETY EQUIPMENT

- (2) 8 man Revere canister life rafts with hydrostatic releases with covers - certified thru 6/2019

REMARKS

WILD DUCK is new to the market due to a change in owner's current desires. Highly customized, with good thought given to maintenance and well cared for. She has benefitted and it shows.

Just completed annual bottom maintenance and all mechanical systems are up to factory specs with main engines under CAT platinum warranty until July 2018.

Full 4 Stateroom plus crew, with desirable cockpit, fully air conditioned open bridge layout makes **WILD DUCK** a great entertaining /corporate yacht!!

Priced considerably below a new boat without any wait, she will not disappoint.

Исключения


При продаже яхты исключаются личные вещи владельца.

Отказ от ответственности


Компания предоставляет описание судна или яхты добросовестно, но не может гарантировать точность этой информации, а также не ручается за техническое состояние. Покупатель должен проинструктировать своих агентов или оценщиков исследовать представленную информацию более подробно, по собственному желанию. Продажа судна или яхты, изменение цены или снятие с продажи будет происходить без предварительного уведомления.

ФОТОГРАФИИ


Aft Deck




Aft Deck




Aft Deck




Aft Deck




Salon view fwd



Salon view fwd



Salon view aft



Salon view aft



Day Head



Galley




Galley/Dinette



Dinette/Inside Steering



Captain's Cabin




Captain's Head




Aft Twin Guest Stateroom



Aft Twin Guest Ensuite Head



Engine Eoom




Engine Room




Master




Master




Master



Master Head



Forward Twin Guest Stateroom



Forward Twin Guest Head




VIP



VIP




VIP Head



Flybridge View Aft



Flybridge View Fwd




Flybridge



Flybridge Seating and Bar



Flybridge Seating and Bar




Flybridge Bar




Flybridge Helm




Cockpit




Cockpit




Fishbox in Cockpit



Lazarrette



Bottom



Stern




Stern




Foredeck



Bow



GA



КОНТАКТЫ

Андрей Шестаков (Andrey Shestakov) – ведущий яхтенный брокер отдела продаж яхт и судов компании Shestakov Yacht Sales Inc. Официальный представитель Shestakov Yacht Sales Inc. для русскоговорящих клиентов в центральном офисе компании в Майами/Форт Лодердейл/Флорида/США.

Контактная информация

Email: **andrey@shestakovyachtsales.com**

Web: **shestakovyachtsales.com**

Телефоны

Краснодарский край: **+7(918)465-66-44**

США, Майами, Флорида: **+1(954)274-4435**

Время работы

Понедельник – Суббота: **9:00 - 21:00** EDT

Воскресенье: **Закрыто**

Адрес



Harbour Towne Marina, 850 NE 3rd St, STE 213, Dania, FL 33004