

GIOVANNINO — PORTSMOUTH MARINE



Builder: PORTSMOUTH MARINE

Year Built: 2003

Model: Catamaran

Price: PRICE ON APPLICATION

Location: United States

LOA: 52' 6" (16.00m)

Beam: 22' 6" (6.86m)

Min Draft: 5' 5" (1.65m)

Max Draft: 5' 7" (1.70m)

Cruise Speed: 11 Kts. (13 MPH)

Max Speed: 13 Kts. (15 MPH)

Our experienced yacht broker, Andrey Shestakov, will help you choose and buy a yacht that best suits your needs **GIOVANNINO — PORTSMOUTH MARINE** from **our catalogue**. Presently, at **Shestakov Yacht Sales Inc.**, we have a wide variety of yachts available on **our sale's list**. We also work in close contact with all the big **yacht manufacturers** from all over the world.

If you would like to buy a yacht **GIOVANNINO — PORTSMOUTH MARINE** or would like help answering any questions concerning purchasing, selling or chartering a yacht, please call **+1(954)274-4435**

TABLE OF CONTENTS

TABLE OF CONTENTS	2
SPECIFICATIONS	7
Basic Information	7
Dimensions	7
Speed, Capacities and Weight	7
Accommodations	7
Hull and Deck Information	8
Engine Information	8
DETAILED INFORMATION	9
Walkthrough	9
Galley	9
Salon Area	10
Navigation Station	10
Port Accommodation Companionway	11
Master Cabin	11
Master Head	12
Port Guest Cabin	12
Port Guest Cabin Head	12
Starboard Companionway	13
VIP Cabin	13
VIP Head	13
Starboard Guest Cabin	13
Starboard Guest Cabin Head	14
Foredeck	14
Aft Deck	14
Boat Deck	15
Coach Roof	15
Port Engine Room	15

Starboard Engine Room	16
Electrical System in Engine Room	16
Construction Details	16
Remarks	17
Exclusions	17
Exclusions	17
Disclaimer	17
PHOTOS	18
Galley to Port	18
Galley Looking Aft	18
Galley Looking Foward	18
Galley Refrigerator	18
Galley to Starboard	18
Galley Freezer	18
Day Head	18
Salon Entrance	18
Salon/Boat Deck Stairs	19
Salon to Port	19
Salon Looking Forward	19
Salon to Port	19
Salon Starboard Settee	19
Salon to Starboard	19
Salon Looking Aft	19
Nav Station	19
Helm Detail	20
Portside Companionway	20
Companionway DC Panel	20
Companionway AC Panel	20
Master Looking Forward	20

Master Looking Aft	20
Master Looking Outboard	20
Master Head	20
Master Under Sole	21
Port Guest Cabin	21
Port Guest Cabin	21
Port Guest Cabin	21
Port Guest Head	21
Starboard Companionway	21
Companionway Laundry	21
Starboard Side VIP	21
VIP Looking Outboard	22
VIP Head	22
Starboard Guest	22
Starboard Guest	22
Starboard Guest Head	22
Side Deck	22
Foredeck	22
Windlass Detail	22
Anchor Detail	23
Forward Storage Hatch	23
House Battery Bank Foredeck Locker	23
Foredeck	23
Port Side Deck	23
Port Side Deck	23
Aft Deck	23
Aft Deck	23
Aft Deck	24
Aft Deck	24

Port Engine Room Hatch	24
Aft Deck Helm	24
Port Shore Cord Reel	24
Boat Deck Seating	24
Boat Deck Forward	24
Tender/Crane	24
Boat Deck Forward	25
Boat Deck Forward	25
Boat Deck LP Gas Storage	25
Coach Roof	25
Port Engine	25
Port Engine	25
Watermaker Portside	25
Port Generator	25
Power Steering System	26
Starboard Engine	26
Starboard Generator	26
Chilled Water AC	26
Starboard Rudder Assembly	26
Alternate Profile	26
Alternate Profile	26
Alternate Profile	26
Alternate Profile	27
Alternate Profile	27
Alternate Profile	27
Alternate Profile	27
Alternate Profile	27
Alternate Profile	27
Alternate Profile	27
Alternate Profile	27

Alternate Profile	27
CONTACTS	28
Contact details	28
Telephones	28
Office hours	28
Address	28

SPECIFICATIONS

Basic Information

Category: Catamaran

Model Year: 2003

Year Built: 2003

Refit Year: 2016

Country: United States

Vessel Top: Hardtop

Dimensions

LOA: 52' 6" (16.00m)

Beam: 22' 6" (6.86m)

Min Draft: 5' 5" (1.65m)

Max Draft: 5' 7" (1.70m)

MFG Length: 52' 6" (16.00m)

Speed, Capacities and Weight

Cruise Speed: 11 Kts. (13 MPH)

Max Speed: 13 Kts. (15 MPH)

Displacement: 64000 Pounds

Gross Tonnage: 32 Pounds

Water Capacity: 600 Gallons

Holding Tank: 120 Gallons

Fuel Capacity: 2400 Gallons

Accommodations

Total Cabins: 4

Total Berths: 6

Sleeps: 8

Total Heads: 5

Hull and Deck Information

Hull Material: Fiberglass

Deck Material: Teak

Hull Configuration: Catamaran

Hull Color: blue

Hull Finish: Fiberglass

Hull Designer: Ted Hood

Exterior Designer: Ted Hood

Interior Designer: Ted Hood

Engine Information

Engines: 2

Manufacturer: Cummins

Model: 6BT

Engine Type: Inboard

Fuel Type: Diesel

DETAILED INFORMATION

Walkthrough

Entrance to the interior of the yacht is via a centerline door from the Aft Deck. The Galley is to both port and starboard with the Day Head to starboard. This area has opening windows and hatches above.

Up seven carpeted wood steps to the Salon area with Pilothouse forward. This area has an abundance of windows and offers excellent visibility.

There is a dinette to port, an L shaped lounge to starboard and a Nav Station forward to starboard. The helm is centerline. To both port and starboard are stairs to the accommodations below.

The port hull has seven steps to a landing with a tapered king size cabin forward. This cabin is the Master Cabin and has a private Head.

Aft and down one step is a twin bed cabin with a private head and shower.

The starboard hull has the washer dryer at the bottom of the landing with a cabin matching that of the portside with a tapered king berth and a private head and shower going aft.

The Forward Cabin has two twin berths, ample storage and a private head and shower.

Galley

The Galley is immediately inside the Aft Deck entry door and is split to both port and starboard, each in a U shape.

Found on the portside is the following equipment:

Deep double stainless steel sink Pullout spray faucet Kitchenaid stainless steel trash compactor Force 10 stainless steel gas stove & oven w/sea rail Stainless steel Sharp Carousel microwave convection oven w/work light & exhaust fan below Full size Grunert stainless steel refrigerator w/external temp gauge The refrigeration system consist of AC and DC compressors, each serving all refrigeration boxes using dual coil eutectic plates. The system is executed with evaporator plates, compressors, condensers, pump and necessary equipment including soft starts for compressors. (5) Cherry cabinets (4) Cherry drawers (5) Cherry sliding door cabinets

Common to both sides of the Galley is a teak & holly sole, Corian countertops w/sea rail

(2) Overhead deck hatches w/Ocean Air sliding screens, tiled back splash Ample 110 volt outlets, (10) overhead Led lights

On the starboard side the following items can be found: Top loading Grunert stainless steel freezer below Corian countertop Remote mount temp gauge (3) Cherry cabinets (5) Cherry drawers (4) Cherry sliding door cabinets

Also in this area of the starboard side Galley is the Day Head. There is a vanity with cabinet storage below, a stainless steel bow front sink, two additional storage lockers, mirror, AC vent, teak and holly sole and a full size Vacuflush toilet.

Salon Area

The Salon is up seven steps from the Galley. Almost the entire area is glass windows, four of which open for ventilation. Curtains cover the windows.

The sole is varnished teak and holly. Above are four opening stainless steel trim deck hatches, all with Ocean Air sliding screens. The forward part of this area is the Pilothouse.

At the top of the stairs to port is a large C shaped leather settee with abundant storage below. The table is high gloss cherry set upon two stainless steel pedestals. Inboard is a two person bench with backrest that slides in or out to the table as needed. There is also storage under this area.

To starboard starting at the stairs are four varnished steps and a varnished hinged door that leads to the Boat Deck. There is a stainless steel rail adjacent for safety. Outboard of the steps is an L shaped matching leather settee with storage below and a small varnished cherry table on a stainless steel pedestal. The aft bulkhead has storage areas aft of the seating and five cherry storage cabinets above the opening windows and doors.

Navigation Station

Next forward to starboard is a large Navigation Station with an electrically adjustable leather helm seat, a hinged top with storage below and the following accessories:

ICOM M-802 VHF Goose neck chart light Raymarine RL 70C 24 mile radar/plotter (secondary) DC sub panel w/voltmeter & (14) breaker protected circuits AC sub panel w/voltmeter & (6) breaker protected circuits Cruise Air digital tempered water control (2) Tankwatch 4 holding tank monitors ICOM remote speaker

The Main Helm is centerline and contains the following equipment:

Electrically adjustable leather helm chair New teak helm console for new instruments 6" Danforth Constellation magnetic compass in chrome binnacle New Beede engine gauges: tachometer, oil, pressure, water temp & voltmeter (2) Key switches for Cummins engines (2) Alarm panels for low oil pressure, high water temp, low voltage & water in fuel Morse electronic clutch & throttle controls (2) Maxwell windlass controls Simrad follow up steering lever Vetus bow thruster control (2) Bennet trim tab controls Raymarine C-120 plotter/72 mile radar/sounder Raymarine Tridata depth/speed/water temp Simrad AP22 autopilot (2) Simard IS15 analog rudder angle indicators Horn switch Nav light switch Hart pneumatic tank tender system ITT Jabsco searchlight controls (6) High water audio visual alarms (2) Fireboy Halon override switches

Also in the Salon Pilothouse Area are twelve LED overhead lights, one red overhead nightlight, two stereo speakers, vents for forward facing windshield defrosting and additional storage. Behind the cherry valances is rope accent lighting.

Port Accommodation Companionway

Traversing down the seven carpeted steps into the Port Accommodations the main AC electrical panel is aft and the DC panel is forward. At the bottom of the stairs are three cherry drawers and a cabinet below a Corian countertop. Above are two cabinet doors, an opening stainless steel porthole with drapes and an LED light.

A hatch in the sole leads to a 10 KVA 220 volt transformer, the port holding tank, a toilet pump and charcoal vent filter and a bilge pump.

Aft is a twin berth Cabin, forward is the Master Cabin.

Master Cabin

The Master Cabin is in the forward port hull.

Amidships off the inboard bulkhead is a tapered king size berth with built in one drawer nightstands fore and aft. Two steps, fore and aft, give easy access to the berth.

Above the berth are five cherry cabinets, reading lights, two deck hatches with Ocean Air sliding screens and six overhead LED lights. Aft are three storage cabinets, two of which are lockable. Forward is a large open two shelf storage cuddy and access to the private Head. Outboard starting aft is a cabinet with three drawers below and a small hanging locker above.

Next forward is a vanity/desk with a hinged top, forward facing seat and three storage drawers below.

Above the desk is a bookshelf and a large hull side opening stainless steel porthole.

Above in the house sides are two smaller opening stainless steel portholes.

Next forward is a cherry hanging locker with a drawer below.

The sole of the Master is teak and holly. Also in the Master is a SMX AC controller and a full size mirror on the back of the entry door.

Master Head

Next forward is the Head. The vanity has three drawers and a cabinet below a Corian countertop and Sealand sink. Above is a small mirrored medicine cabinet and an opening stainless steel porthole.

The toilet is a Sealand Vacuflush toilet on a raised pedestal.

Next forward is the stall shower with a hinged tempered glass door, a teak grate sole, a handheld fixture from the second sink, a shaving mirror, a large Corian countertop and storage below and above. Large overhead hatches in the shower and head offer abundant daylight.

Port Guest Cabin

One step down from the Centerline Companionway is the Port Guest Cabin with two twin beds. The inboard berth is about 8" wider than the outboard. Each berth has storage below and a reading light above.

Above the outboard berth is one large stainless steel opening porthole in the hull and two in the house sides, all with curtains. There are hanging lockers and drawers forward of the berths.

Above the inboard berth are three storage lockers and two shelves at the foot of the berth.

Also in the Port Guest Cabin are SMX AC controls, a varnished teak and holly sole, step lights, two overhead LED lights and a door the private Head.

Port Guest Cabin Head

Aft in the cabin is the hinged access door. Two steps down is a Vacuflush toilet. Next aft is the stall shower with a hinged tempered glass door, a teak grate sole, a teak grate bench seat, a Corian countertop with Sealand sink and four storage cabinets, one as a mirrored medicine cabinet. Besides the two LED lights two large opening stainless steel portholes in the Head and shower provide lots of ambient lighting.

Starboard Companionway

Down seven carpeted steps from the Salon to the Laundry Center with two Haier clothes washers behind sliding cherry doors. Above is a Corian countertop and two storage cabinets with an opening stainless steel porthole with drapes and an LED overhead light.

A hatch in the sole below reveals a matching 10 KVA isolation transformer, a head pump, head vent line charcoal filter and bilge pump.

Aft to the VIP Cabin and forward to the Fourth Guest Cabin.

VIP Cabin

The VIP Cabin is aft in the starboard hull.

Amidships off the inboard bulkhead is a tapered king size berth with built in one drawer nightstands fore and aft. Two steps give easy access to the berth, fore and aft of the berth.

Above the berth are five cherry cabinets and two reading lights. An additional cabinet is forward.

Outboard starting forward is a cherry hanging locker followed by a hinged top cherry vanity/desk with built in seating and three drawers below.

Above is a large stainless steel opening porthole with drapes and two additional stainless steel portholes with drapes in the house side.

Next aft is another hanging locker and access to the private Head.

Overhead are four LED light fixtures and a teak and holly sole. There are two storage cabinets below the berth. AC control is by an SMX panel.

VIP Head

Aft in the cabin is the hinged access door. Two steps down is a Vacuflush toilet. Next aft is the stall shower with a hinged tempered glass door, a teak grate sole, a teak grate bench seat, a Corian countertop with Sealand sink and four storage cabinets, one as a mirrored medicine cabinet. Besides the two LED lights two large opening stainless steel portholes in the Head and shower provide lots of ambient lighting.

Starboard Guest Cabin

Forward in the starboard hull is the Starboard Guest Cabin.

One step down from the Centerline Companionway is the Starboard Guest Cabin with two twin beds. Each berth has storage below and a reading light above.

Above the outboard berth is one large stainless steel opening porthole in the hull and two in the house sides, all with curtains. There are hanging lockers and drawers forward of the berths.

Also in the Starboard Guest Cabin are SMX AC controls, a varnished teak and holly sole, step lights, two overhead LED lights and a door to the private Head.

There are two deck hatches above with Ocean Air sliding screen and shades.

Starboard Guest Cabin Head

Next forward is the Head. The vanity has three drawers and a cabinet below a Corian countertop and Sealand sink. Above is a small mirrored medicine cabinet and an opening stainless steel porthole.

The toilet is a Sealand Vacuflush toilet on a raised pedestal.

Next forward is the stall shower with a hinged tempered glass door, a teak grate sole, a handheld fixture from the second sink, a shaving mirror, a large Corian countertop and storage below and above. Large overhead hatches in the shower and head offer abundant daylight.

Foredeck

Fiberglass nonskid decks Welded stainless steel double bow rails Varnished teak toe rail Freshly painted grey nonskid (2) Maxwell 2200 electric windlass (2) Pair up/down foot switches (2) Chain stoppers (2) Stainless steel anchor chutes w/rollers (2) Stainless steel anchors, 60 lb. Suncor plow, port w/all chain, 27 KG (60 lbs.), starboard chain & rode Bow pennant staff, removable Small FRP hatch w/wash down spigot (2) 28" Square stainless steel hatches to anchor lockers (6) Mastervolt AG batteries, (3) for each windlass & house battery system (8) Stainless steel trimmed tempered glass hatches into Accommodation Area (2) Stainless steel trimmed tempered glass hatches in bow storage areas Wide side decks w/(2) steps amidships Rail break & gate 3/4 aft port & starboard (5) Port & (5) starboard opening stainless steel portholes in cabin house sides

Aft Deck

Teak sole over fiberglass (3) Steps port & starboard up to side decks Fully covered Aft Deck w/(4) stainless steel support poles Lower Station starboard side w/electronic clutch & throttle, rudder angle indicator, bow thruster control & follow up steering on varnished teak console Varnished hinged teak entry door, centerline (2) Varnish trimmed slide open windows to Galley, port & starboard Large U shaped seating w/varnished trim to seat at least 8 adults, twin varnished tables on stainless steel pedestals Navy Blue Sunbrella cushions w/storage below (12) Stainless steel trimmed overhead LED lights Ship's bell Port & starboard 50 amp 220 volt Glendinning cord reels (2) Hinged access hatches into Engine Rooms Marineco phone/TV inlet to starboard Shore side water inlet to port & starboard Fresh water wash down spigot to port & starboard Hot & cold shower to port & starboard Aft Deck teak wraps behind raised seating area for ease of port & starboard line handling Small teak swim platforms are down two steps to port & starboard Aft stainless steel rail w/center gate Stainless rail on aft edge of seating group Magma Stainless steel BBQ mounted on aft rail Stainless steel boarding handrail port & starboard (2) Fireboy emergency fire bottle pulls

Boat Deck

Fiberglass nonskid decking, recently painted Double stainless steel safety rail all around Integral deck drains Clamp on rod holder Revere 6 man life (2015) w/hydrostatic release & cover EPIRB w/hydrostatic release (2015) Teak table & (6) chairs w/covers Varnished hinged entry door to Salon/Pilothouse (3) Opening windows facing aft to Boat Deck (2) 24" Stainless steel tempered glass deck hatches Starboard side hinged top safety gear locker w/Blue Sunbrella cushion Portside gas locker for (2) 10 lb. LP gas tanks regulator & electric shutoff under hinged cover w/cushion Center storage locker w/Blue Sunbrella cushion Approx. 1500 lb. all stainless steel davit 2003 13' (4 Meter) Avon Deluxe Seasport RIB tender w/50 HP Yamaha 4 stroke OB Tender has wheel steering & Blue Sunbrella seating cushions (2) Life rings w/retrieval lines Varnished teak flag staff w/socket

Coach Roof

Hinged aluminum radar mast Dual trumpet horns Aft facing LED light (2) Flag halyards 18" Raymarine Ray Dome 36" Raymarine open array radar antenna ITT PAR searchlight, forward Raymarine wind instrument International Navigation lights (4) Stainless steel trimmed tempered glass opening deck hatches on Coach Roof

Port Engine Room

Cummins 6BT 210 HP Cummins remanufactured engines, installed and remanufactured in 2016 Dual Racor 500 fuel filters w/vacuum gauge New exhaust system w/wet muffler New sea cock & strainer for main engine (3) New LED Engine

Room lights Drive Saver type shaft coupling Stewart Warner elec fuel primer pump FE 241 Fire bottle Racor 500 for generator Electronic engine controls w/manual mode Heat exchanger expansion bottle Stainless steel fuel lines Adequate deck drain system to keep Engine Room dry Bennet trim tab system Twin Disc 5061 2.3 to 1 ratio transmission, rebuilt 2015 Power steering system FCI Max Q 1800 GPD watermaker system w/5 Micron pre filter Rule 3700 bilge pump (2) Additional Rule 2000 bilge pumps in port hull

Starboard Engine Room

Cummins 6BT 210 HP Cummins remanufactured engines, installed and remanufactured 2016 Dual Racor 500 fuel filters w/vacuum gauge New exhaust system w/wet muffler New sea cock & strainer for main engine (3) New LED Engine Room lights Drive Saver type shaft coupling Stewart Warner elec fuel primer pump FE 241 Fire bottle Racor 500 for generator Electronic engine controls w/manual mode Heat exchanger expansion bottle Stainless steel fuel lines Adequate deck drain system to keep Engine Room dry Bennet trim tab system Twin Disc 5061 2.3 to 1 ratio transmission, rebuilt 2015 72,000 BTU chilled water AC system Rule 3700 bilge pump (2) Additional Rule 2000 bilge pumps in starboard hull Vetus bow thruster model 16024 w/9.6 HP motor (motor new 2016) w/10" diameter tunnel

Electrical System in Engine Room

2008 Port 11.5 KW Onan generator in sound shield, 1055 hours Group 31 battery for port generator 8D Engine start batteries, port Mastervolt 30 amp 12 volt port engine battery charger (2) Battery shutoff switches (2) Battery parallel switches 2003 Starboard 11.5 KW Onan generator in sound shield, 2023 hours Group 31 battery for starboard generator 8D engine start battery - starboard Electrical, main panel 12 Volt/24 volt DC electrical system (50) Breaker protected 24 volt circuits DC analog volt meter at main panel DC analog amp meter at main panel Cole Hersey house, bow thruster & inverter battery shutoff switches at main panel FCI water maker remote panel at DC panel Mastervolt BTM-1 digital battery monitor at main panel Mastervolt inverter/charger control at main panel 110V/220 volt 60 HZ electrical system (6) Breaker protected 220 volt circuits (24) Breaker protected 110 volt circuits (12 spare) (2) Generator remote panels w/gauges & hour meters Shore 1/Shore 2/Gen 1/Gen 2 switches at main AC panel Digital frequency, volt, amp meters at main AC panel (6) 12 Volt AGM batteries as house batteries in bow locker

Construction Details

Collision bulkheads dividing the forepeak from the shower area.

Molded fiberglass layup with Airex core foam used in all areas requiring sandwich construction.

Hull structure built to Bureau Veritas rules for the Classification Certification of Yachts 1992.

Remarks

Designed by Ted Hood as his own personal yacht incorporating his lifetime experience of ocean cruising, this transatlantic capable catamaran has a displacement hull and new remanufactured 210 HP Cummins in 2016 for even better fuel economy than the large engines she was originally delivered with.

Although the four guest cabins are in the hulls, typical of a power cat, the arrangement is such that the cabins are huge by power cat standards.

Fresh from a 2015/16 refit GIOVANNINO is well worthy of your inspection.

Exclusions

While every effort was made to list all pertinent included equipment aboard GIOVANNINO, there are some personal belongings aboard. Prospective purchasers should assume any item not specifically mentioned herein will not convey at closing.

Exclusions


Owner's personal belongings.

Disclaimer

The Company offers the details of this vessel or yacht in good faith but cannot guarantee or warrant the accuracy of this information nor warrant the condition of the vessel. A buyer should instruct his representatives, agents, or his surveyors, to investigate such details as the buyer desires validated. This vessel or yacht is offered subject to prior sale, price change, or withdrawal without notice.

PHOTOS


Galley to Port



Galley Looking Aft




Galley Looking Foward




Galley Refrigerator




Galley to Starboard



Galley Freezer



Day Head



Salon Entrance



Salon/Boat Deck Stairs



Salon to Port



Salon Looking Forward



Salon to Port



Salon Starboard Settee



Salon to Starboard



Salon Looking Aft



Nav Station



Helm Detail



Portside Companionway



Companionway DC Panel



Companionway AC Panel



Master Looking Forward



Master Looking Aft




Master Looking Outboard




Master Head




Master Under Sole




Port Guest Cabin




Port Guest Cabin




Port Guest Cabin




Port Guest Head



Starboard Companionway




Companionway Laundry



Starboard Side VIP



VIP Looking Outboard



VIP Head




Starboard Guest



Starboard Guest



Starboard Guest Head



Side Deck



Foredeck



Windlass Detail



Anchor Detail



Forward Storage Hatch



House Battery Bank Foredeck Locker



Foredeck



Port Side Deck



Port Side Deck



Aft Deck



Aft Deck



Aft Deck



Aft Deck



Port Engine Room Hatch



Aft Deck Helm



Port Shore Cord Reel



Boat Deck Seating



Boat Deck Forward




Tender/Crane



Boat Deck Forward




Boat Deck Forward




Boat Deck LP Gas Storage




Coach Roof




Port Engine




Port Engine



Watermaker Portside



Port Generator




Power Steering System



Starboard Engine




Starboard Generator




Chilled Water AC




Starboard Rudder Assembly




Alternate Profile



Alternate Profile



Alternate Profile



Alternate Profile




Alternate Profile




Alternate Profile




Alternate Profile



Alternate Profile



Alternate Profile



Alternate Profile



Alternate Profile



CONTACTS

Andrey Shestakov, leading yacht broker of the sales department of Shestakov Yacht Sales Inc. Shestakov Yacht Sales Inc., the official representative of the Miami/Fort Lauderdale FL headquarters.

Contact details

Email: **andrey@shestakovyachtsales.com**

Web: shestakovyachtsales.com/en/

Telephones

USA: **+1(954)274-4435**

Office hours

Monday – Saturday: **9:00 - 21:00** EDT

Sunday: **closed**

Address



Harbour Towne Marina, 850 NE 3rd St, STE 213, Dania, FL 33004