

KASHMIR — HATTERAS



Builder: HATTERAS

Year Built: 1990

Model: Sport Fisherman

Price: PRICE ON APPLICATION

Location: United States

LOA: 52' 0" (15.85m)

Beam: 16' 4" (4.98m)

Min Draft: 4' 11" (1.50m)

Max Draft: 5' 1" (1.55m)

Cruise Speed: 21 Kts. (24 MPH)

Max Speed: 26 Kts. (30 MPH)

Our experienced yacht broker, Andrey Shestakov, will help you choose and buy a yacht that best suits your needs **KASHMIR — HATTERAS** from **our catalogue**. Presently, at **Shestakov Yacht Sales Inc.**, we have a wide variety of yachts available on **our sale's list**. We also work in close contact with all the big **yacht manufacturers** from all over the world.

If you would like to buy a yacht **KASHMIR — HATTERAS** or would like help answering any questions concerning purchasing, selling or chartering a yacht, please call **+1(954)274-4435**

TABLE OF CONTENTS

TABLE OF CONTENTS	2
SPECIFICATIONS	6
Basic Information	6
Dimensions	6
Speed, Capacities and Weight	6
Accommodations	6
Hull and Deck Information	7
Engine Information	7
DETAILED INFORMATION	8
Walkthrough	8
Salon	8
Galley	8
Accommodation Companionway	9
Master Cabin	9
Master Head	9
Portside Guest Cabin	9
Guest Head	10
Forward Cabin	10
Foredeck	11
Tender	11
Cockpit	11
Flybridge	11
Flybridge Helm	12
Engine Room	12
Electrical	12
Remarks	13
Exclusions	13
Exclusions	13

Disclaimer	13
PHOTOS	14
Salon Looking Forward	14
Salon Couch	14
Salon to Starboard	14
Salon to Port	14
Salon Electrical	14
Portside Dinette	14
Salon Entertainment	14
Galley	14
Galley	15
Galley	15
Water Pump Under Companionway Steps	15
Forward Companionway	15
Master Looking Aft	15
Master Looking Forward	15
Master Head	15
Master Shower	15
Port Cabin	16
Guest Head	16
Forward Cabin	16
Forward Cabin Laundry	16
Forward Cabin Berth	16
Chain Locker	16
Companionway Looking Aft	16
Bow	16
Tender	17
Windlass	17
Davit	17

Starboard Side Deck	17
Portside Deck	17
Cockpit	17
Cockpit	17
Window in New Sunshade	17
Aft Flybridge	18
Helm	18
Helm Detail	18
Newer Electronics	18
Garmin	18
Garmin	18
Flybridge Seating	18
Engine Room Entrance	18
Port Engine	19
Fuel System	19
Air Conditioning System	19
Watermaker	19
Generator	19
Dripless Shaft Seals	19
Fuel Priming Pumps	19
Engine Room Electrical Panel	19
Engine Room Camera Monitor	20
Spare Props	20
Transom	20
Evening	20
At Sea	20
CONTACTS	21
Contact details	21
Telephones	21

Office hours	21
Address	21

SPECIFICATIONS

Basic Information

Category: Sport Fisherman

Model Year: 1990

Year Built: 1990

Country: United States

Vessel Top: Hardtop

Fly Bridge: Yes

Cockpit: Yes

Dimensions

LOA: 52' 0" (15.85m)

Beam: 16' 4" (4.98m)

Min Draft: 4' 11" (1.50m)

Max Draft: 5' 1" (1.55m)

Speed, Capacities and Weight

Cruise Speed: 21 Kts. (24 MPH)

Max Speed: 26 Kts. (30 MPH)

Displacement: 55400 Pounds

Gross Tonnage: 28 Pounds

Water Capacity: 188 Gallons

Holding Tank: 164 Gallons

Fuel Capacity: 1068 Gallons

Accommodations

Total Cabins: 3

Total Berths: 5

Sleeps: 6

Total Heads: 2

Hull and Deck Information

Hull Material: Fiberglass

Deck Material: Fiberglass

Hull Configuration: Modified V-Hull

Hull Finish: Fiberglass

Hull Designer: Hargrave

Exterior Designer: Hatteras

Interior Designer: Hatteras

Engine Information

Engines: 2

Manufacturer: Detroit Diesel

Model: 8V92TA

Engine Type: Inboard

Fuel Type: Diesel

DETAILED INFORMATION

Walkthrough

Entering the boat over the covering boards into the large Cockpit one can easily see the boat is rigged for fishing but just as often used for cruising.

The Salon is one step up with a couch and Hide a Bed to starboard and a dining settee forward to port opposite the open Galley.

Steps below lead to a Master to starboard with a private bed, upper and lower bunks to port and upper and lower bunks forward with a full head with stall shower between.

Access to the Flybridge is by a ladder with a large helm and plenty of guest seating.

Salon

One step up and slightly to port is hinged Salon entry door. To port is the yacht's main electrical panel followed by a swivel occasional chair. To starboard is an L shaped recently recovered Ultra Leather settee with storage in the aft section and a double bed Hide a Bed in the outboard section.

A brass swing arm lamp is mounted in the corner. Both the aft and port and starboard windows have pleated shades. Above are two LED DC light fixtures and two stereo speakers. The sole is carpeted.

Next forward to port is an L shaped dining settee with storage below upholstered to match the sofa.

A granite table top on twin pedestals makes a perfect Dining Area adjacent to the open Galley and still open to the Salon.

Forward of the dining settee is the yacht's entertainment center consisting of a Sony 26" LCD TV, a Sony AM/AM/AV receiver, a Sony five disc CD/DVD changer and a HD Direct TV receiver (no antenna).

Galley

The Galley is to starboard, is C shaped and is across from the dining settee.

The Galley contains the following features:

Granite countertop w/teak fiddle Granite backsplash (2) Sub Zero teak front refrigerators Under mount black Kohler sink Removable spray faucet Pleated shade

over an opening side house window Flip up storage cabinet (5) Cabinet doors (6) Drawers Pullout pantry cabinet over sink GE Profile stainless steel microwave/convection oven Miele Ceran top two burner cooktop Miele grill top cooktop Large fluorescent light fixture overhead Teak & holly look laminate floor Open area for trash can

Accommodation Companionway

Four teak steps lead below. A teak and holly laminate floor covers the Center Companionway. To the port is an upper lower Cabin followed by the Guest Head with three access doors.

To starboard is the Master Suite and all the way forward is an upper and lower Cabin with a Whirlpool stacked washer and dryer behind a teak door.

Master Cabin

To starboard is the Master Cabin. Aft is a walk around queen size berth with storage below. Either side of the berth is a built in nightstand with storage below. Each side of the berth has an LED reading light in a soffit above.

Outboard is a Jensen DC stereo with an LED screen and an opening porthole behind drapes in the padded hull liner.

Also in this cabin is an LED overhead light, two stereo speakers, a carpeted sole, USB charging station and SMX digital AC controls.

Master Head

The sole is teak and holly look laminate. The vanity has two storage cabinets below and a molded sink and countertop with a Corian like finish. Above the sink is a mirrored medicine cabinet and a frosted glass porthole. The toilet is a Vacuflush model.

The stall shower has a bifold clear tempered glass door, a light, a handheld or wall mounted fixture and a Hide-a-Line clothesline.

Overhead in the Head is a fluorescent fixture over the sink, an LED DC light and an exhaust fan.

There is a two shelf linen locker adjacent to the toilet.

Portside Guest Cabin

The Portside Guest Cabin has upper and lower bunks, each with a reading light. Below the lower bunk are two large storage drawers. Above the upper bunk are drapes over the opening screened porthole.

Aft and inboard is a two drawer nightstand.

Forward is an auto lit hanging locker and the entrance to the Guest Head with a full size dressing mirror facing the cabin. The cabin has a carpeted sole, LED overhead lights and an SMX air conditioning controller.

Guest Head

The Portside Guest Head has three entrance doors, one from the Portside Cabin, one from the Centerline Companionway and one from the Forward Cabin.

The sole is teak and holly look laminate. The vanity has two storage cabinets below and a molded sink and countertop with a Corian like finish. Above the sink is a mirrored medicine cabinet and a frosted glass porthole. The toilet is a Vacuflush model.

The stall shower has a bifold clear tempered glass door, a light, a handheld or wall mounted fixture and a Hide-a-Line clothesline.

Overhead in the Head is a fluorescent fixture over the sink, an LED DC light and an exhaust fan.

The electrical outlet has been modified to include two USB charging slots.

Forward Cabin

Entering from the aft end the Laundry Center is to starboard followed by twin berths in an over/under arrangement with the top berth slightly larger. Below the lower berth are two storage drawers, above the upper berth is an obscured glass porthole in the padded hull liner. Each berth has an LED reading light.

Forward is the anchor locker door for the divided rope/chain locker with a spare anchor rode ready to use. Next aft is a cabinet with two drawers and a large cabinet below with a shelf above. Further outboard is a sliding door storage cabinet followed by a large storage shelf and an obscured glass porthole in the padded hull liner.

Next aft is a full size outlet hanging locker followed by the third access door to the Guest Head.

There are two LED overhead lights and a carpeted sole in this cabin.

Foredeck

Fiberglass nonskid deck Fiberglass Hatteras bow pulpit w/teak insert removed Ideal vertical chrome windlass w/chain gypsy & capstan Up & down foot switches for windlass Stainless steel anchor chute Delta deep set plow anchor (galvanized) Stainless steel bow rail Bow staff pennant Second rope pipe for spare anchor Dual spring line cleats International Navigation lights Marquipt 1000 lb. tender lift davit Forward hailer horn under brow Foredeck 110 volt outlet under brow Custom below brow lights Forward Cabin deck hatch for ventilation & escape House side handrail, port & starboard Dual trumpet horns Port & starboard large LED spotlights from hardtop

Tender

1999 Zodiac Yachtline tender w/Yamaha 50 HP 4 stroke outboard Wheel steering Fusion MSPA 50 stereo Power coated bow rail Lifting bridle Courtesy lights (2) Stereo speakers (2) 12 Volt outlets Nav lights Fuel gauge Fire extinguisher Dolphin tabs on Yamaha Tender cover w/vents Aluminum tender chocks w/stainless steel tie down

Cockpit

Fiberglass nonskid deck Pipewelders sunshade w/new canvas 10/16 incl. clear window w/rollback cover to see fighting chair Portside Cockpit storage locker w/hinged top & cabinet door below Lockable Engine Room access, centerline Fiberglass sink & bait prep under hinged lid (8) Tackle drawers behind bifold door Top loading freezer to starboard 7 Step stainless steel & "starboard" bridge ladder 2 Step stainless steel & "starboard" entry, starboard & port mounting options Cockpit coaming bolsters new 10/16 Under gunwale stern cleats w/hull side hawse pipes Walk through transom door w/hinged gate Fusion stereo remote (4) Flush mount rod holders Scuppers w/hinged covers (4) Overhead LED lights at aft brow (2) Large access hatches into aft bilge area (2) 3 Blade spare props mounted in bilge Full size Pompanette fighting chair w/cover Dockside water inlet w/quick Disconnect fitting SW wash down water inlet w/quick Disconnect fitting FW wash down water inlet w/quick Disconnect fitting (2) Fusion stereo speakers (2) Hubble CATV & telephone inlets (2) Hubble 50 amp shore cord inlets Glendinning 50 amp shore cord reel, starboard side Hinged entry door w/handrail Rupp Tripple spreader outriggers

Flybridge

Fiberglass nonskid sole (2) Ladder Back Pompanette helm chairs w/removable cushions L Shaped seating to port w/removable cushions & storage below Starboard side bench seat w/removable cushions & storage below Storage cabinet starboard side 2 Door storage on forward brow Plexiglass Venturi windshield w/stainless steel handrail (4)

Fusion stereo speakers Helm centerline w/console to port Aft facing LED spotlight (4)
 Rod rocket launchers on aft bridge rail Built in drink holders LED courtesy lights
 Pipewelders fiberglass hardtop Built in teaser reel Digital TV antenna (currently runs
 TV's)

Flybridge Helm

Stainless steel wheel steering Morse clutch & throttle controls Robertson AP35 autopilot
 Ritchie 5" Powerdamp magnetic compass Icom M504 VHF Garmin 4212 12" plotter/36
 mile radar/plotter Garmin GPS Map 840XS color plotter/sonar Fusion MS-IP 600 marine
 stereo VDO engine gauges Fuel priming switches Remote spotlight control Glendinning
 synchronizer control Trim tab controls Battery parallel switch Key/start/stop engine
 controls (4) Audio visual bilge pump monitors Emergency engine at shutoffs Bilge
 blower controls Blue LED dash lights DC electronics breaker panel under helm Helm
 cover 110 Volt AC outlet Drink holders

Engine Room

Awlgripped sole & hull sides 3 Step stainless steel & teak entry ladder Glendinning
 engine synchronizer Manual oil pressure & engine temp gauges Kidde auto fire system,
 Halon 1301 Bait freezer compressor (4) Engine Room cameras LED Engine Room lights
 110 Volt outlets (4) Cruiseair AC compressors , 16,000, 7000, 7000, 7000 Engine
 Room blowers Racor Model 75/1000 dual Racors for main engine (2) Fuel priming
 pumps Strong Seal dripless shaft seals w/mounted spare seals Manual pressure gauges
 on transmissions Airsep crankcase ventilation system Reverso oil change pump
 w/manifold Fuel manifold (2) tanks Freshwater hose w/spigot Toilet vacuum pump
 Racor 500 filter for generator Water filtration system Portside engine has new
 alternator Hardcoat exhaust w/fiberglass crossover pipe Camera monitor system
 w/recorder Allison MH20 R transmissions 2:1 ratio 2 ½" Stainless steel Aquamet 22
 prop shafts Watermakers Inc. 600 GPD watermaker Hynautic hydraulic steering
 system Dual pump system on AC cooling water Whirlpool 19 gallon hot water heater
 Hand black water pump out pump

Electrical

110V/220V AC electrical system 12/24 Volt DC electrical system 20 KW Onan generator
 in sound shield, total hours 3536 (total of old & new meter hours) (4) Guest battery
 shutoff switches (4) 8D batteries Engine AC distribution panel w/(10) breaker protected
 circuits Engine DC distribution panel w/(14) breaker protected circuits Sentry 220 volt
 40 amp 24V DC charger Glendinning cable reel system Dual position water gauge at
 Salon panel Salon DC panel port/starboard analog battery voltmeter Salon DC panel
 w/(16) breaker protected circuits Salon AC panel w/(13) breaker protected circuits

Salon AC switching panel w/frequency meter Salon AC switching panel (2) analog voltmeters Salon AC switching panel (4) analog amp meters Salon AC switching panel generator/shore selector switch Salon AC switching panel 240V or 120V shore selector switch Salon AC switching panel (2) 120/240V source 1 or source 2 selector switches All red panel indicator lights have been changed to green LED lights Salon AC panel generator start system

Remarks

KASHMIR could be the ultimate 52' Hatteras Convertible. With her fighting chair, riggers and bait station she is rigged to tournament fish. However she is equally suited to cruise the Bahamas or New England with her bow mounted RIB tender and her family friendly interior.

The electronics are updated over her sisterships, the interior too with granite countertops, newer TV's, etc.

Perhaps most important is her engines were rebuilt only 1100 hours ago.

Exclusions

While every effort was made to list all pertinent included equipment aboard KASHMIR, there are some personal belongings aboard. Prospective purchasers should assume any item not specifically mentioned herein will not convey at closing.

Exclusions

Owner's personal belongings.

Disclaimer

The Company offers the details of this vessel or yacht in good faith but cannot guarantee or warrant the accuracy of this information nor warrant the condition of the vessel. A buyer should instruct his representatives, agents, or his surveyors, to investigate such details as the buyer desires validated. This vessel or yacht is offered subject to prior sale, price change, or withdrawal without notice.

PHOTOS

Salon Looking Forward



Salon Couch



Salon to Starboard



Salon to Port



Salon Electrical



Portside Dinette



Salon Entertainment



Galley




Galley




Galley




Forward Companionway



Water Pump Under Companionway Steps




Master Looking Aft



Master Looking Forward



Master Head



Master Shower



Port Cabin



Guest Head



Forward Cabin



Forward Cabin Laundry



Forward Cabin Berth



Chain Locker



Companionway Looking Aft



Bow



Tender



Windlass



Davit



Starboard Side Deck



Portside Deck



Cockpit



Cockpit



Window in New Sunshade



Aft Flybridge



Helm



Helm Detail



Newer Electronics




Garmin




Garmin



Flybridge Seating



Engine Room Entrance



Port Engine



Fuel System



Air Conditioning System



Watermaker




Generator



Dripless Shaft Seals



Fuel Priming Pumps



Engine Room Electrical Panel



Engine Room Camera Monitor



Spare Props




Transom



Evening



At Sea



CONTACTS

Andrey Shestakov, leading yacht broker of the sales department of Shestakov Yacht Sales Inc. Shestakov Yacht Sales Inc., the official representative of the Miami/Fort Lauderdale FL headquarters.

Contact details

Email: **andrey@shestakovyachtsales.com**

Web: shestakovyachtsales.com/en/

Telephones

USA: **+1(954)274-4435**

Office hours

Monday – Saturday: **9:00 - 21:00** EDT

Sunday: **closed**

Address



Harbour Towne Marina, 850 NE 3rd St, STE 213, Dania, FL 33004