

A BAMA DREAM — ALBIN



Builder: ALBIN

Year Built: 1985

Model: Trawler

Price: PRICE ON APPLICATION

Location: United States

LOA: 43' 0" (13.11m)

Beam: 14' 6" (4.42m)

Min Draft: 4' 1" (1.24m)

Cruise Speed: 8 Kts. (9 MPH)

Max Speed: 11 Kts. (13 MPH)

Our experienced yacht broker, Andrey Shestakov, will help you choose and buy a yacht that best suits your needs **A Bama Dream — ALBIN** from **our catalogue**. Presently, at **Shestakov Yacht Sales Inc.**, we have a wide variety of yachts available on **our sale's list**. We also work in close contact with all the big **yacht manufacturers** from all over the world.

If you would like to buy a yacht **A Bama Dream — ALBIN** or would like help answering any questions concerning purchasing, selling or chartering a yacht, please call **+1(954)274-4435**

TABLE OF CONTENTS

TABLE OF CONTENTS	2
SPECIFICATIONS	5
Overview	5
Basic Information	5
Dimensions	5
Speed, Capacities and Weight	5
Accommodations	6
Hull and Deck Information	6
Engine Information	6
DETAILED INFORMATION	7
Albin 43 Walk Through	7
Albin 43 Accommodations	7
Albin 43 Salon	7
Albin 43 Galley	7
Albin 43 Lower Helm	8
Albin 43 Master Stateroom & Ensuite Head	8
Albin 43 Guest Stateroom	8
Albin 43 Guest Head	8
Albin 43 Flybridge	9
Albin 43 Audio & Video Equipment	9
Albin 43 Electronics	9
Albin 43 Electrical System	9
Albin 43 Engine & Mechanical Equipment	9
Albin 43 Deck Equipment	10
Albin 43 Exclusions	10
Albin 43 Disclaimer	10
Exclusions	10
Disclaimer	10

PHOTOS	11
43' Albin starboard profile	11
43' Albin starboard aft profile	11
43' Albin port forward profile	11
43' Albin port profile	11
43' Albin port aft profile	11
43' Albin forward profile	11
43' Albin aft profile	11
43' Albin pulpit	11
43' Albin foredeck	12
43' Albin foredeck aft	12
43' Albin port side deck	12
43' Albin flybridge forward	12
43' Albin flybridge aft	12
43' Albin flybridge helm photo1	12
43' Albin flybridge helm photo2	12
43' Albin trunk cabin forward	12
43' Albin trunk cabin aft	13
43' Albin aftdeck	13
43' Albin tender	13
43' Albin tender outboard	13
43' Albin salon forward	13
43' Albin salon aft	13
43' Albin lower helm photo1	13
43' Albin lower helm photo2	13
43' Albin galley	14
43' Albin master stateroom	14
43' Albin master stateroom port	14
43' Albin master stateroom starboard	14

43' Albin master stateroom head	14
43' Albin guest stateroom	14
43' Albin guest stateroom port	14
43' Albin guest stateroom starboard	14
43' Albin guest stateroom head	15
43' Albin engine room aft	15
43' Albin port main engine	15
43' Albin starboard main engine	15
43' Albin engine room forward	15
43' Albin fule filters	15
43' Albin water heater	15
43' Albin electrical panel1	15
43' Albin electrical panel2	16
43' Albin generator	16
43' Albin inverter/charger	16
43' Albin battery charger	16
CONTACTS	17
Contact details	17
Telephones	17
Office hours	17
Address	17

SPECIFICATIONS

Overview

A Bama Dream is a classic double cabin Albin trawler in very good condition. This 43' traditional trawler is powered by twin Ford Lehman 135 hp diesel main engine and features an 8 kw Westerbeke generator for electrical power away from the dock. Two comfortable staterooms, a guest head forward, an ensuite head in the aft master stateroom and a spacious salon make this trawler very comfortable as an economical live aboard. *A Bama Dream* is a Great Loop veteran and is ready to drop lines and get its new owner cruising immediately.

Basic Information

Category: Trawler

Sub Category: Double Cabin

Model Year: 1985

Year Built: 1985

Country: United States

Vessel Top: Bimini Top

Fly Bridge: Yes

Dimensions

LOA: 43' 0" (13.11m)

LWL: 37' 11" (11.56m)

Beam: 14' 6" (4.42m)

Min Draft: 4' 1" (1.24m)

Clearance: 16' 0" (4.88m)

Speed, Capacities and Weight

Cruise Speed: 8 Kts. (9 MPH)

Cruise Speed Range: 1700

Max Speed: 11 Kts. (13 MPH)

Max Speed Range: 2300 Kts.

Displacement: 30000 Pounds

Water Capacity: 300 Gallons

Holding Tank: 40 Gallons

Fuel Capacity: 400 Gallons

Accommodations

Total Cabins: 2

Total Berths: 2

Sleeps: 4

Total Heads: 2

Hull and Deck Information

Hull Material: Fiberglass

Deck Material: Teak

Hull Configuration: Modified V-Hull

Hull Finish: Stainless Steel

Engine Information

Engines: 2

Manufacturer: Ford Lehman

Model: SP135

Engine Type: Inboard

Fuel Type: Diesel

DETAILED INFORMATION

Albin 43 Walk Through

Boarding *A Bama Dream* can be done on either port or starboard side just outside the main cabin doors or from the tender onto the swim platform and up the short transom wall. Once on deck, from the port side you enter the aft end of the salon or from starboard at the lower helm. From the salon moving forward the U-shaped galley is down to port with the guest head opposite to starboard followed by the V berth. The lower helm is to starboard in the salon. Looking aft, the sofa and dinette are to starboard which also converts into a twin berth. There is a fold out bar forward to port with a recliner and matching ottoman along the port salon bulkhead. Enter the full beam master stateroom to port aft. The island queen has a large amount of storage to both port and starboard and the ensuite head with half tub with shower is to starboard forward in the stateroom. The flybridge can be accessed from the aft deck, up onto the aft cabin deck and then up onto the flybridge where the helm is located to starboard forward.

Albin 43 Accommodations

The two staterooms on this trawler comfortably sleep 4 and the dinette can convert to sleep 2 more.

Albin 43 Salon

The salon offers a comfortable space for navigating, dining, relaxing, entertaining and sleeping. A port side aft and starboard side forward entry door allow easy access into and out of the salon for tasks such as line handling. The lower helm is immediately inside the starboard entry door and has an good view around the boat. The instrumentation is forward of the helm with gauges and communications gear in the overhead. A small bench seat is available at the helm with salon storage underneath. Immediately aft of the helm is the L shaped Sofa with folding dinette table. The sofa and dinette convert to a twin berth utilizing the sofa pads and tabletop. Additional storage is located under the sofa. On the port aft cabinet is a 32" RCA Flat Screen TV. Forward of the port side entry door is a recliner with matching ottoman with magazine racks on the bulkhead. Above the galley in the salon is a fold up bar with single stool. There are shades and blinds for all of the salon windows

Albin 43 Galley

The U Shaped galley down configuration offers a large amount of galley space without

removing those in the galley from others in the salon. Facing the port side in the galley the double basin stainless steel sink is immediately to your left with a Isotherm Webasto refrigerator and freezer (new 2013) to your right. The 3 place Princess Gourmet II propane stove with oven (new 2014) is directly in front of you. With the stove top cover there is a good amount of counter space with two in counter compartments and cabinets over and under the counter on both sides provide ample storage. A GE toaster and Kenmore microwave oven round out the appliances in the galley.

Albin 43 Lower Helm

The lower helm is equipped with the following instrumentation and controls: • Navman Tracker 5600 Chartplotter • Raymarine ST70 Autopilot • Datamarine Sandpiper DL depth gauge • Datamarine Sandpiper SL speed log • Standard VHF Radio • Avimuth 1000 Digital Compass • Battery Charger & Inverter monitoring • Main engine gauges • Westerbeke generator controls and gauges • US Navy Mark I Boat Clock • Maxxima Marine Stereo

Albin 43 Master Stateroom & Ensuite Head

The full beam master stateroom is in the aft of the boat. Entry is down a short set of steps from the salon on the port side. An access door to the engine room is behind the stairs. Storage cabinets, drawers and a hanging locker line both the port and starboard bulkheads of the master stateroom and provide a large amount of storage. The island queen is on the aft bulkhead with reading lights on each side. Large windows with shades/curtain on 3 walls provide a great deal of light into this space. The ensuite head is forward and to starboard in the master stateroom. The head features a mini tub with shower, an electric toilet, sink and mirrored medicine cabinet. A large window with shade provides additional natural light and airflow to the space.

Albin 43 Guest Stateroom

The forward berth is a standard V berth configuration. An overhead hatch and portlights on both port and starboard allow plenty of natural light and airflow. There are book shelves with reading lights over each side of the berth, storage under the berths and a hanging locker to starboard with a large shelf on top provide ample storage space.

Albin 43 Guest Head

The guest head is aft of the forward stateroom to starboard. This is a traditional wet

head with shower, Par marine toilet and sink with storage cabinet underneath in one space. There is a mirror above the sink, storage cabinet on the outside bulkhead, a single portlight for additional light and airflow and access to the back side of the lower helm.

Albin 43 Flybridge

The large flybridge is fully enclosed with a bimini and Isinglass, all in very good condition. There are two bench seat facing aft and two helm chairs provide seating at the helm. A folding love seat is to port facing starboard and the deck is carpeted. The following instrumentation and controls are installed at the flybridge helm: • Lowrance Elite-3X depth/fish finder display • Furuno Navnet radar/chartplotter • Raymarine ST70 Autopilot • Guest searchlight controls • Morse engine controls and engine gauges • Alpine AM/FM/CD stereo

Albin 43 Audio & Video Equipment

This trawler is outfitted with the following audio and video equipment: • RCA 32" flat screen TV • Insignia 19" flat screen TV with built in dvd player • Sony Micro HiFi Component System CMT-BX1 with 2 speakers • Seawatch TV antenna • Maxxima Marine Stereo • Alpine AM/FM/CD stereo • Speakers

Albin 43 Electronics

This trawler is outfitted with the following electronic equipment: • Navman Tracker 5600 Chartplotter • Lowrance Elite-3X Chartplotter • Furuno Navnet radar • 2 - Raymarine ST70 Autopilot • Datamarine Sandpiper DL depth gauge • Datamarine Sandpiper SL speed log • Standard VHF Radio • Avimuth 1000 Digital Compass

Albin 43 Electrical System

This trawler is outfitted with the following electrical equipment: • Westerbeke 8 kw Generator (5700 hours) • Xantrex Freedom HF 1800 watt Inverter / charger • Sentry marine battery charger • 2 - 12vdc house batteries (2014) • 2 - 4D main engine starting battery • 12vdc Generator start battery (2014) • 2 - 50' 30 amp shore power cords

Albin 43 Engine & Mechanical Equipment

This trawler is outfitted with the following engine/mechanical equipment: • Twin Ford Lehman SP135 135 hp main diesel engines • Racor main engine and generator diesel

fuel filters • 2 zone reverse air conditioning/heating (aft unit new 2014) • 12 Gallon water heater • Spare set of propellers

Albin 43 Deck Equipment

This trawler is outfitted with the following deck equipment: • 2014 West Marine 10' RIB dinghy with oars and 3.5 hp Mercury Outboard motor • Seawolf windlass with foot controls • 45 lbs CQR anchor with 200' rode • 2 - Danforth anchors • Exterior canvas window and door covers • Weber full size propane grill • Small utility cart

Albin 43 Exclusions

- Seller's personal belongings

Albin 43 Disclaimer

The Company offers the details of this vessel in good faith but cannot guarantee or warrant the accuracy of this information nor warrant the condition of the vessel. A buyer should instruct his agents, or his surveyors, to investigate such details as the buyer desires validated. This vessel is offered subject to prior sale, price change, or withdrawal without notice.

Exclusions

Owner's personal belongings.

Disclaimer

The Company offers the details of this vessel or yacht in good faith but cannot guarantee or warrant the accuracy of this information nor warrant the condition of the vessel. A buyer should instruct his representatives, agents, or his surveyors, to investigate such details as the buyer desires validated. This vessel or yacht is offered subject to prior sale, price change, or withdrawal without notice.

PHOTOS


43' Albin starboard profile



43' Albin starboard aft profile




43' Albin port forward profile



43' Albin port profile




43' Albin port aft profile



43' Albin forward profile




43' Albin aft profile



43' Albin pulpit




43' Albin foredeck



43' Albin foredeck aft



43' Albin port side deck



43' Albin flybridge forward




43' Albin flybridge aft



43' Albin flybridge helm photo1



43' Albin flybridge helm photo2



43' Albin trunk cabin forward



43' Albin trunk cabin aft



43' Albin aftdeck



43' Albin tender



43' Albin tender outboard




43' Albin salon forward



43' Albin salon aft



43' Albin lower helm photo1



43' Albin lower helm photo2



43' Albin galley



43' Albin master stateroom



43' Albin master stateroom port



43' Albin master stateroom starboard



43' Albin master stateroom head



43' Albin guest stateroom



43' Albin guest stateroom port




43' Albin guest stateroom starboard



43' Albin guest stateroom head



43' Albin engine room aft



43' Albin port main engine




43' Albin starboard main engine



43' Albin engine room forward



43' Albin fuel filters



43' Albin water heater



43' Albin electrical panel1



43' Albin electrical panel2



43' Albin generator



43' Albin inverter/charger



43' Albin battery charger



CONTACTS

Andrey Shestakov, leading yacht broker of the sales department of Shestakov Yacht Sales Inc. Shestakov Yacht Sales Inc., the official representative of the Miami/Fort Lauderdale FL headquarters.

Contact details

Email: **andrey@shestakovyachtsales.com**

Web: shestakovyachtsales.com/en/

Telephones

USA: **+1(954)274-4435**

Office hours

Monday – Saturday: **9:00 - 21:00** EDT

Sunday: **closed**

Address



Harbour Towne Marina, 850 NE 3rd St, STE 213, Dania, FL 33004