

VEDA — BERING YACHTS



Builder: BERING YACHTS

Year Built: 2016

Model: Motor Yacht

Price: PRICE ON APPLICATION

Location: Hong Kong

LOA: 81' 3" (24.77m)

Beam: 25' 8" (7.82m)

Max Draft: 7' 7" (2.31m)

Cruise Speed: 8 Kts. (9 MPH)

Max Speed: 10 Kts. (12 MPH)

Our experienced yacht broker, Andrey Shestakov, will help you choose and buy a yacht that best suits your needs **Veda — BERING YACHTS** from **our catalogue**. Presently, at **Shestakov Yacht Sales Inc.**, we have a wide variety of yachts available on **our sale's list**. We also work in close contact with all the big **yacht manufacturers** from all over the world.

If you would like to buy a yacht **Veda — BERING YACHTS** or would like help answering any questions concerning purchasing, selling or chartering a yacht, please call **+1(954)274-4435**

TABLE OF CONTENTS

TABLE OF CONTENTS	2
SPECIFICATIONS	4
Overview	4
Basic Information	4
Dimensions	4
Speed, Capacities and Weight	4
Accommodations	5
Hull and Deck Information	5
Engine Information	5
DETAILED INFORMATION	6
General Description	6
Hull	6
Engines	6
Engine Room	7
Lazarette	9
Electrical Equipment	10
Hydraulics	12
Outfitting	12
Interior	14
Electronics	23
Safety & Fire Protection	24
Exclusions	25
Disclaimer	25
PHOTOS	26
CONTACTS	28
Contact details	28
Telephones	28
Office hours	28

Address

28

SPECIFICATIONS

Overview

The Bering 80 exploration yacht features a very bold profile. This heavy displacement motor yacht, whose hull form takes design cues from the proven ocean going commercial trawler, excels in the areas that matter most: a sea-kindly motion in heavy weather, reliability and ultimate seaworthiness of design. Her towering bow with its tremendous reserve buoyancy allows her to ride up and over large open ocean swell. The pilothouse and Portuguese bridge provide a classic passage maker look in addition to being very functional. The Bering 80 is every bit as capable as she looks and with her enormous fuel capacity she can travel well over 7,000 miles. In full operation, this yacht has almost zero sound and vibration levels throughout all cabins, ensuring the crew a comfortable journey in all sea states.

Basic Information

Category: Motor Yacht

Sub Category: Expedition

Model Year: 2016

Year Built: 2016

Country: Hong Kong

Dimensions

LOA: 81' 3" (24.77m)

LWL: 74' 2" (22.61m)

Beam: 25' 8" (7.82m)

Max Draft: 7' 7" (2.31m)

Clearance: 40' 0" (12.19m)

Speed, Capacities and Weight

Cruise Speed: 8 Kts. (9 MPH)

Cruise Speed Range: 7500

Max Speed: 10 Kts. (12 MPH)

Displacement: 485016.9764 Pounds

Water Capacity: 837.42540484
Gallons

Fuel Capacity: 12888.95441708
Gallons

Accommodations

Total Cabins: 4

Sleeps: 8

Total Heads: 5

Crew Cabin: 2

Crew Sleeps: 4

Crew Heads: 2

Hull and Deck Information

Hull Material: Steel

Deck Material: Teak and Steel

Hull Color: Grey

Hull Designer: Bering Yachts

Interior Designer: Bering Yachts

Engine Information

Manufacturer: Cummins

Model: QSM 11

Engine Type: Inboard

Fuel Type: Diesel

DETAILED INFORMATION

General Description

Veda Bering 80 exploration yacht features a very bold profile. This heavy displacement motor yacht, whose hull form takes design cues from the proven ocean going commercial trawler, excels in the areas that matter most: a sea-kindly motion in heavy weather, reliability and ultimate seaworthiness of design. Her towering bow with its tremendous reserve buoyancy allows her to ride up and over large open ocean swell. The pilothouse and Portuguese bridge provide a classic passage maker look in addition to being very functional. Veda is every bit as capable as she looks and with her enormous fuel capacity she can travel well over 7,000 miles. In full operation, this yacht has almost zero sound and vibration levels throughout all cabins, ensuring the crew a comfortable journey in all sea states.

Hull

- Hull and superstructure constructed using A-36 marine grade steel. Bottom plates and integrated tanks sides - 10mm. Hull sides - 8 mm. Superstructure - 5(4) mm.
- The hull is divided by five watertight bulkheads creating six compartments.
- Flybridge arch, mast and furniture (on flybridge and on cockpit) are fiberglass.
- The hull below waterline is covered with three layers of black antifouling paint.
- Hull above the waterline, deck and superstructure painted with Alexseal Dark Gray
- Yacht quality fairing above the waterline with Alexseal Whisper Gray paint finish.
- All bulkheads are reinforced steel construction, with sound and heat insulation
- All the interior steel surfaces of the vessel are treated with epoxy primer after thorough surface preparation.
- Appropriate zinc plates installed for galvanic protection.

Engines

- Two Cummins QSM11 350 HP @ 1800 rpm continuous duty rated, raw water, heat exchanger cooled with wet exhaust. 24V electrical. Combined total power of 700 HP.
- Glendinning EEC4 electronic engine control in pilothouse.
- (2) Mercury key switch for digital throttle and shift engines.
- (2) Cummins Dual 7" color engine displays in pilothouse.
- Main engines installed on soft engine mounts model 1600-3 with weight adjusters.
- (2) ZF W350-1 marine transmissions with 3.95:1 reduction gear. Includes live PTO and load sense pump (130CCM, SAE-CC).

- (2) Seatorque ST-300 SAE shafts.
- (2) ZF 5-blade 52/52" NiBrAl propellers.
- (2) Sea water intake with Groco 2½" strainers for engines.
- Reverso GP-3014-24 (4 valves 24V) oil change system for engines.
- Reverso GP-3012-24 (2 valves 24V) oil change system for gear boxes.
- (2) Centek vertical combo-sep mufflers with De Angelo exhaust mixers. Exhaust outlets on port and starboard sides of the hull.

Engine Room

- Lazarette access via watertight door.
- Engine room access via staircase from salon and main deck.
- Engine room insulated with 4" thick composite material per Bering Yachts drawings.
- Aluminum perforated panels for the ceiling and walls.
- Soundproof fiberglass flooring with anti-slip surface.
- Engines exhaust pipes wrapped and finished with carbon fiber covers.
- (2) Cummins QSM11 350 Hp @ 1800 rpm continuous duty rated, raw water, heat exchanger cooled with wet exhaust. 24V electrical. Combined total power of 700 HP.
- (2) Centek vertical combo-sep mufflers with De Angelo exhaust mixers. Exhaust outlets on port and starboard sides of the hull.
- Main engines installed on soft engine mounts model 1600-3 with weight adjusters.
- Reverso GP-3014-24 (4 valves 24V) oil change system for engines and generators.
- Cummins engines equipped with Racor 75/1000 dual filter/separators using 30 micron filter elements and including vacuum pressure gauges.
- Alfa-Laval MIB-303 solids retaining centrifugal separator (200 GPH capacity). Internal paring disc (clean fuel discharge pump) with electric motor 220V AC single-phase. Separate feed pump/motor 220V AC single- phase, control panel complete with VFD, pre-wired for optional alarms. (2) stainless steel flexible hoses, funnel for water addition with quick disconnect. Non-return valve, T-pipe coupling, nipple, outlet piece with pressure gauge and flex hoses. Water tank with level and seal alarm. Chrome plated hood, strainer for oil feed line. Pressure switch kit. Emergency stop box.
- Reverso fuel polishing and transfer system - 210 GPH, Series - 'S' Class, marine version, 7 day digital timer, 220 Volt, 50 Hz, with fuel conditioner.
- Desmi GP33EM 480 gallons/hour auxiliary fuel transfer pump.
- (2) "Day Tank" fuel tanks. Total 1,030 gallons/3,900 liters capacity.
- (2) visual fuel gauges on "day tanks".
- (3) visual fuel gauges on main tanks.
- 3" stainless steel fuel intake manifold with 1" steel piping.
- 3" stainless steel fuel outflow manifold with 1" steel piping.

- Reverso aluminum fuel feed manifold with 1/2" valves and fuel hoses to each engine and generator.
- (2) ZF W350-1 marine transmissions with 3.95:1 reduction gear - clockwise rotation (right handed). Includes live PTO and load sense pump (130CCM, SAE-CC).
- Reverso GP-3012-24 (2 valves 24V) oil change system for gear boxes.
- (2) Seatorque ST-300 shafts.
- (2) Onan 40QD model MDDCF 40 kW 220V/380V 50Hz four cylinder generators enclosed in soundshields. Wet exhaust muffler with exhaust separator.
- Onan generators equipped with Racor 1000 fuel filter/separators using 30 micron filter elements and including vacuum pressure gauges.
- Orion 24/12-25A DC-DC converter.
- (3) Victron MultiPlus 5kW (24/5000/120-100 220V VE.Bus) inverter/chargers.
- Victron Phoenix Charger 12/30.
- Victron Skylla-i 24/100 charger (220VAC/45-65Hz).
- (18) Vision 4D 240 AMP, deep cycle, 12 VDC. Total capacity is 4,560 AMP.
- Spot Zero fresh water purifier model 3000 SZ3000ZWM.
- Sea Xchange 30V SX2200Z 2200 gallon/9,000 liters a day watermaker.
- (2) built-in sea chests connected by Trident 100-250-2000 hose with two way valves.
- Sea water intake with (2) Groco 2½" strainers for engines, (3) Groco 1¼" sea water intakes for generators,
- (1) Groco 1½" for air conditioner, (1) Groco ¾" for watermaker.
- 2" PPR piping for sea water intakes of ballast system.
- Stainless steel transfer manifold for ballast tanks using 2" PPR piping.
- Control panel with swith and (4) 2" stainless steel ball valves for ballast system.
- Cruisair entral chilled water system – total capacity 234,000 BTU with reverse cycle heating. Auxiliary electric heaters MCGV180SRC-2STG-380/3/50, two stage base, two stage PVCSW manifold, two stage copper CW manifold. Seawater pump is an ASY P700Z 380/3 3.75". Chilled water pump is an ASY P711Z 380-3P 1.5 HP.
- Cruisair air conditioning unit 18,000 BTU AU18HVZ-FC-1.5KW7"MR 220V.
- Intake and outflow blowers. F1-120-0845H-50 fan, axial, 12 inch ID with aluminum housing (powder coated Matterhorn white). Motor frame, 0.75 HP, 220V/1/50, 2,875 RPM motor with 8x45 degree PPG composite blades for 2,910 CFM free air. (2) D-ALE-24 Dampers, aluminum blades and frames (powder coated gloss white), 14 inch (width) x 14 inch (height) x 4 inch (depth). 24 VDC actuator.
- SidePower hydraulic unit.
- (2) SidePower SMERR-130-CC4 hydraulic pumps (130CCM, SAE-CC, right (clockwise rotation)) mounted on engines. (2) SidePower SMJRL-045-CC4 hydraulic pumps (45CCM, SAE-CC, left (counter clockwise rotation)) mounted on generators.
- (4) Johnson bilge pumps - 4,000 gal/hour.
- (4) Ultra SR automatic bilge pumps switches with built-in isolated high water alarm switch (at 3").

- Work bench with sink.
- Storage shelves.
- Storage cabinets.
- 220V AC fluorescent and 24V DC LED lights.
- 220V covered GFCI duplex electrical outlet.
- Fireboy AP65-PESD-02-TB-R smoke alarm sensor.
- Fireboy CMD-4MR CO alarm .
- Fireboy Xintex automatic deployment fire suppression canisters.

Lazarette

- Freeman pantograph watertight door connecting lazarette to swim platform. 31" wide x 65" tall.
- Lazarette insulated with 4" thick composite material per Bering Yachts drawings.
- Aluminum perforated panels installed on the ceiling and walls.
- (1) Onan 13.5QD MDKBP 13.5 kW 220/380V 50Hz four cylinder generator enclosed in soundshield. Wet exhaust muffler with exhaust separator.
- (2) Vision 4D 120 Amp AGM batteries.
- Kobelt hydraulic power steering system - model 7085.
- 1.5 kNm steering gear torque. 740 psi operating pressure.
- Number of wheel turns power: 4.5 - 4.6. Number of wheel turns manual: 28-84. Hydraulic power unit motor pump.
- Aluminum hydraulic oil reservoir and stainless steel manifold with valves. 3.5" cylinder 10" stroke and 3.5" servo cylinder with 10" stroke.
- Emergency tiller in the lazarette.
- (2) Kobelt rudder position sensors.
- SidePower MTR-550Kg (1,210 Lb.) hydraulic stern thruster.
- Cablemaster CM-8 100 Amp 24VDC and Cablemaster CM-7 50 Amp 24VDC shore cord managers.
- (1) 100 Amp 220V/380V 30 meter and (1) 63 Amp 220V 30 meter shore power cords in Cablemasters.
- 50 Amp and 100 Amp shore power breaker boxes.
- (2) marine Isolation transformers: 16 KVA/220V/50Hz and 100KVA/380V/50hz.
- Compressor Bauer Mini Verticus III model No. MV 120-4-3, 225 bar with DIN filling hose fittings.
- (2) Johnson bilge pumps - 4,000 gal/hour.
- (2) Ultra SR automatic bilge pumps switches with built-in isolated high water alarm switch (at 3").
- LED lights 220V AC and 24V DC.
- Fireboy AP65-PESD-02-TB-R smoke alarm sensor.
- Fireboy CMD-4MR CO alarm .
- Fireboy Xintex automatic deployment fire suppression canisters.

Electrical Equipment

a. Main features

- Entire AC and DC electrical system designed and installed in compliance with CE standard.
- 50 Hz 220/380V AC power standard.
- 24V DC power standard.
- 24/12V DC electronics power.
- Victron Orion 24/12-25A DC-DC converter located in pilothouse.
- Primary distribution 230V/380V AC and 24 V DC electrical panels, inverters, battery chargers, batteries and battery management panels are located in the engine room.
- Secondary 220V AC, 24V and 12V DC panels are located in the pilothouse.
- All wires are labeled at each end.
- All wire connections are properly insulated.
- All electrical hardware is bonded to the hull.
- Dedicated circuit breaker for each circuit.

b. Power source

GENERATORS

- (2) Onan 40QD model MDDCF 40 kW 220V/380V 50Hz four cylinder generators enclosed in soundsheids installed in engine room. Wet exhaust muffler with exhaust separator.
- (1) Onan 13.5QD MDKBP 13.5 kW 220/380V 50Hz four cylinder generator enclosed in soundsheid located in lazarette. Wet exhaust muffler with exhaust separator.
- (3) Sea water intake with Groco 1½" strainers for generators.
- All three generators have digital display controls in pilothouse.
- All three generators have automatic safety shutdowns with fault indicators.
- (3) Racor 1000 fuel filters with 30 micron elements.
- Reverso GP-3014-24 (4 valves 24V) oil change system for generators and engines.

SHORE POWER

- Cablemaster CM-8 100 Amp 24VDC and Cablemaster CM-7 50 Amp 24VDC shore cord managers.
- (1) 100 Amp 220V/380V 30 meter and (1) 50 Amp 220V 30 meter shore power cords in Cablemasters.
- 50 Amp and 100 Amp shore power breaker boxes.
- (2) marine isolation transformers: 16 KVA/220V/50Hz and 100KVA/380V/50Hz.

BATTERIES

- (19) Vision 4D 240 Amp and (2) Vision 4D 120 Amp AGM batteries, deep cycle, 12 VDC. Total capacity is 4,800 Amp Hours.
- All starter batteries charged by (2) engine (80 Amps each) and (3) generator driven alternators (40 Amps each).
- Electrical system status controller Victron VE. Net Blue Power Panel 2 (BPP2) located in pilothouse.
- Victron BMV-702 battery display located in pilothouse.
- Victron Phoenix charger 12/30 for charging electronics backup battery.
- Victron Skylla-i 24/100 charger (230VAC/45-65Hz) for charging starting battery from generator or shorepower.
- (3) Victron MultiPlus 5kW (24/5000/120-100 230V VE.Bus) inverter/chargers for charging house battery bank from generator or shorepower.
- (2) 4D 240AH Vision AGM batteries for the engines start with crossover switch. Connected in series for 24 VDC.
- (2) 4D 240AH Vision AGM batteries for the generators start with crossover switch. Connected in series for 24 VDC.
- (2) 4D 120AH Vision AGM batteries for 13.5 kW generator start. Connected in series for 24 VDC.
- (12) 4-D 240 AH Vision batteries for house system.
- (1) 4D 240AH Vision batteries for nav/com electronics located in pilothouse.
- All batteries covered with fiberglass caps.
- Battery cutoff switches located in the engine room.

c. Lighting system and power outlets

- All interior lights are 220V AC and 24VDC LED.
- Exterior lights (LED and Halogen) are waterproof to IP-67 standards.
- 220V AC fluorescent and 24V DC LED lights in engine room.
- (8) LED underwater lights. Two mounted outboards and four mounted aft, all below the swim platform.

d. Controls and alarms

- (3) Onan generators digital LCD displays mounted in the pilothouse dash, each with start/stop button.
- Glendinning twin engine throttle control in pilothouse.
- (2) Cummins engine 7" color monitor mounted on pilothouse dash.
- Racor fuel filters have pressure gauges.
- Kobelt manual hydraulic steering pump in the pilothouse.
- (2) Maxwell Autoanchor AA710 wireless remote control and chain counter.
- SidePower hydraulic bow and stern thrusters proportional control in the pilothouse.
- All electric bilge pumps have manual/auto rocker switches.
- Bilge pump system display panel with "ON" indicators with bilge pump and high water sensor audible

- Exalto windsheild wiper control in pilothouse.
- Exalto windshield washdown control in the pilothouse.
- Dometic watermaker digital control panel on the electrical panel on the lower deck.
- (2) Carlisle & Finch search light remote controls in the pilothouse.
- Buell dual trumpet marine horn switch in the pilothouse.
- (8) Headhunter analog fuel tank level gauges and (2) visual fuel gauges on each day tank.
- Dometic DTM12 four-level tank monitor system for waste, graywater and freshwater tanks. Includes three sets of tank probes.
- ULB-3A/F Visual water gauge on fresh water tank in cofferdam.
- Fireboy FR-8000 central smoke alarm system with two monitors.
- Fireboy engine room fire alarm.

Hydraulics

- SidePower integrated hydraulic system. Includes all necessary blocks, hoses and components to operate bow and stern thrusters, two windlasses, active stabilizer system with fins.
- The integrated hydraulic system is driven by live PTOs on the main engines and two clutch PTOs on the generators.
- SidePower SMERR-130-CC4 hydraulic pumps (130CCM, SAE-CC, right (clockwise) rotation mounted on engines.
- SidePower SMJRL-045-CC4 hydraulic pumps (45CCM, SAE-CC, left (counter clockwise) rotation mounted on generators.
- (2) Imtra SPS90 stabilizer actuators with 90mm shafts.
- (2) Imtra stabilizer fins 2.0m² each.
- (2) Sidepower MTR-550Kg (1,210 Lb.) hydraulic thrusters - bow and stern.
- Imtra 120L hydraulic tank.
- All hydraulic hose and fitting connections are secured with using high-pressure flexible hoses.

Outfitting

a. Flybridge

- Teak decks.
- Access from the aft stairs that lead up to the upper deck.
- Scupper drains for rapid evacuation of water overboard.
- Fiberglass molded-in settees with storage beneath.
- Teak dining table in front of settee.
- Fiberglass counter top with built-in sink and faucet.
- Electric barbeque grill.

- Fresh water wash down hose bib.
- (2) OceanMaster 50-R/R-16M-A 16 person SOLAS life rafts installed, one to port, one to starboard.
- Removable soft top cover over the front of the flybridge.
- Fiberglass arch.
- Stainless steel framed venturi windshield with dark Acrylic panels.
- Stylized fiberglass mast to support and mount navigation antennas, radar arrays, communication domes and lights.
- (2) Carlisle & Finch 12-inch chrome searchlights. 220V AC lamp with joystick (remote control) operation from the pilot house.
- Forward and aft facing LED deck flood lights.
- (4) Aqua Signal 1,000W, halogen flood lights mounted aft, forward, port and starboard.
- LED courtesy lighting along walk way.
- Buell dual trumpet air horn with VIAIR 330C-IG compressor kit 24V.
- Fusion audio system MS-AV700i with four MS-DA51600 D class 5 channel marine amplifiers 1600 watts each.
- Hella NaviLED navigation lights.
- Hella NaviLED Anchor lights.
- Shakespeare PA / deck horn / hailer / PA speaker on arch.
- 44" high stainless steel 2" diameter safety rails.
- 66" stainless steel flagpole.

b. Upper deck

- Teak decks.
- 44" high stainless steel 2" diameter safety rails.
- 66" tall 1.5" diameter stainless steel ensign staff.
- (2) fresh water hose bibs for wash down (forward and aft).
- (2) steel settees forward covered with teak.
- Portuguese bridge (with storage lockers facing walkway). Capped with varnished teak handrail 9" (225mm) width x 3" (75) heighth.
- Access to the upper deck from hinged pilothouse doors, port and starboard.
- Freeman series 2400 flush deck aluminum hatch (24" x 24") access to chain lockers with flat top and yoke hinge.
- Steelhead CT-3000 four function hydraulic yacht crane with 18' reach and 3,000 lbs. lifting capacity with remote contol.
- Sea Force 540 Willard Marine Rigid Inflatable Boat (RIB)
- Swift 4.0m Explorer RIB Swift 4.0m Explorer with outboard engine Yamaha 50hp 4 stroke
- Custom fabricated fiberglass dinghy cradles with tie down securing straps.
- LED courtesy lights.
- Hella LED overhead lights.

c. Main deck

- Teak decks.
- Stainless steel railing with varnished teak handrail.
- Vents for all fuel and fresh water tanks are located inside the bulwark.
- Central fueling station recessed into superstructure amidships on port side. This single fill location allows for convenient replenishment of all fuel tanks.
- (2) deck fills for fresh water tank on port side.
- Gray and black water pump-out station on port side.
- (2) Fresh water hose bibs at the transom.
- Stairs on port side from main deck to the upper deck.
- Forward facing oval shaped settee with matching varnished teak oval table.
- Deep stainless steel sink with faucet and including storage cabinets below.
- Transom gates port and starboard at aft end of cockpit.
- (1) 100 Amp 220V/380V 30 meter and (1) 63 Amp 230V 30 meter shore power cords in Cablemasters.
- LED courtesy lights.
- Hella LED overhead lights.
- (7) Hella recessed LED flood lights.

d. Swim platform

- Teak decks.
- Access from swim platform to cockpit via stairs to port and starboard.
- Freeman model 1430 31"x65" pantograph watertight transom door connecting swim platform to the lazarette
- (5) 2" diameter, 3' tall, 316 stainless steel removable U-shape rails with self draining stainless steel bases .
- (2) fresh water faucets.
- (2) Scandvik hot and cold fresh water shower boxes.
- (4) 12" stainless steel fold-down cleats.

Interior

a. Pilot house

- 18 mm thick solid wood flooring.
- All interior bulkheads and doors are makore veneer with matte varnish finish.
- (2) Diamond Seaglaze aluminium 575 series weathertight doors - port and starboard.
- Forward windows (5 front and two side) are 19 mm tempered glass with built-in electric heating wires for defrosting.
- Side windows are tinted glass with pleated window blinds.
- Overhead panels are black microfiber cloth material.
- All overhead lights are LED.
- Array of red LED lights above the dash console.

- Amber lights above the chart table.
- LED courtesy lights.
- All pilot house cabinetry and furniture is varnished makore veneer with solid makore corners.
- The dash console and window frames are finished with varnished dark veneer makore.
- 30" diameter stainless steel destroyer steering wheel with wooden spoke inserts.
- LeBroc LX II helm chair with black leather and folding foot rest.
- Leather upholstered helm bench settee with varnished teak table.
- 59" x 31" full size chart table built in to forward starboard side of dash console.
- Dash console and forward overhead console comprises efficient layout of all the vessel electronics and machinery controls.
- Vimar electrical outlets with USB connections.
- Cruisair 24,000 BTU air conditioning unit - AU24HVZ-3.0KW 8"MR 220V.
- Adjustable makore overhead louvers for air conditioning and ventilation.
- Fireboy AP65-PESD-02-TB-R smoke alarm sensor.
- Fire extinguisher.

b. Office on the upper deck

- 18 mm thick solid wood flooring.
- All interior bulkheads and doors are makore veneer with matte varnish finish.
- Diamond Seaglaze aluminium 575 series weathertight door to the upper deck.
- Tinted windows with pleated window blinds.
- The window from office to pilot house.
- White microfiber fabric in overhead panels.
- All overhead lights are LED.
- Wall lights.
- LED courtesy lights.
- L-shaped settee built-in on starboard side.
- All cabinetry and furniture is varnished makore veneer with solid makore corners.
- All varnished makore cabinetry - lockers and drawers.
- Vimar electrical outlets with USB connections.
- Cruisair 18,000 BTU air conditioning unit - AU18HVZ-FC-1.5KW7"MR 220V.
- Adjustable makore overhead louvers for air conditioning and ventilation.
- Fireboy AP65-PESD-02-TB-R smoke alarm sensor.
- Fire extinguisher.

c. Head on the upper deck

- Ceramic tile floors.
- All interior bulkheads and doors are makore veneer with matte varnish finish.
- Tinted windows with pleated window blinds.
- White microfiber fabric in overhead panels.
- All overhead lights are LED.

- LED courtesy lights.
- All cabinetry and furniture is varnished makore veneer with solid makore corners.
- Vanity with Corian countertop.
- Ceramic sink with stainless steel premium faucet (TBD).
- Mirrors above the vanity.
- SeaLand (Dometic) MasterFlush 8689 electrical fresh water toilet with bidet.
- Vimar multiple duplex electrical outlets GFCI.
- Exhaust blower for ventilation.
- Fireboy AP65-PESD-02-TB-R smoke alarm sensor.

d. Companionway upper deck

- 18 mm thick solid wood flooring.
- All interior bulkheads and doors are makore veneer with matte varnish finish.
- Tinted windows with pleated window blinds.
- Overhead panels are white microfiber cloth material.
- All overhead lights are LED.
- LED courtesy lights.
- Fireboy AP65-PESD-02-TB-R smoke alarm sensor.

e. Main Salon

- 18 mm thick solid wood flooring.
- All interior bulkheads and doors are makore veneer with matte varnish finish.
- Diamond Seaglaze 1500 mm - wide weathertight French door to aft deck.
- Sliding door 800 mm covered with varnished makore veneer between companionway and salon.
- Door access to the staircase leading to the engine room.
- Staircase connecting lower deck and pilot house (upper deck).
- Tinted windows with pleated window blinds.
- Overhead panels are white microfiber cloth material.
- Two distinct areas of LED overhead lights.
- Wall lights.
- LED courtesy lights.
- Built-in makore cabinetry for media center featuring a makore with frame for 55" SAMSUNG LCD television UA55HU8800.
- L-shaped settee built-in on starboard side.
- All cabinetry and furniture is varnished makore veneer with solid makore corners.
- Teak coffee table with stone insert.
- Varnished teak dining table with two teak chairs and L- shaped settee on port side.
- Vimar electrical outlets with USB connections.
- (2) Cruisair air conditioning units (total 48,000 BTU) AU24HVZ-3.0KW 8"MR 220V.
- Adjustable makore overhead louvers for air conditioning and ventilation.
- Fireboy AP65-PESD-02-TB-R smoke alarm sensor.
- Fire extinguisher.

f. Galley

- Ceramic granite planked tile flooring.
- Bulkhead and doors finished with composite paneling.
- Sliding door 800 mm between companionway and galley.
- Diamond Seaglaze weathertight door to Port side.
- Tinted windows with pleated window blinds.
- Overhead panels are white microfiber cloth material.
- All overhead lights are LED.
- LED courtesy lights.
- U-shaped galley with cultured granite counter top.
- Cupboards with doors and shelves, composite finish.
- Hanging cabinets.
- Abundant storage lockers and drawers for storing dishes and galley ware.
- Fisher & Paykel induction cooktop Model - CI604DTB1. Ceramic Glass top with 4 burners. Size: (D) 530mm, (H) 50mm, (W) 600mm.
- Auto cut-off timer for each zone. Dual colour display. Flat, easy clean glass surface. Individual cooking zone controls. Key lock. Minute timer. Pan detection system. Safety time out. Soft touch electronic controls. Spillage auto-off. Surface hot indicators. Touch&Slide controls.
- Overhead air vent
- Broan trash compactor model 15SS. 15" Compactor, flat stainless steel door, storage compartment and manual advance odor control system. 220V.
- Braburg BSC-SS15 large stainless steel basin sink. Size: (D) 520mm, (H) 200mm, (W) 1160mm.
- GE garbage disposal model GFC1001F 1HP 220V.
- Premium pull out retractable stainless steel rinsing faucet (TBD).
- Fisher & Paykel dish drawer DD60DCX7. Stainless steel. 134Kwh. 6,7 Ltr/Cycle. Size: (D) 582mm, (H) 850mm, (W) 599mm. Capacity place settings 14 persons. 9 Washing programs. Smart Drive intelligent technology. Intelligent load sensing. Three stage flood protection. Delay start option. Quiet fan dry. Half load wash option. Child lock. Clean dishes indicator. End of cycle beeps. Accommodates dinner plates up to 29cm. Adjustable side racks. Fully adjustable racking system. 2 Cutlery basket.
- Fisher & Paykel electric wall oven OB60SL9DEX1. Size: (D) 580mm, (H) 598mm, (W) 596mm. Oven Volume 90L. 9 Oven functions. AeroTech Technology. ActiveVent system. Advanced cooling system. Drop down 3200W grill element. Close door grilling. Triple glazed cool touch door. Automatic cooking/minute timer. Automatic pre-set temperatures. Capacitive touch controls. Control panel keylock. Electronic clock. Sabbath mode. Balanced oven door. Non-tip shelves. 6 Shelf positions. Catalytic liners on the sides. Interior light. Easy to remove inner door glass. Easy to remove oven door. Easy to remove shelf runners. Step down wire shelf. Flat wire shelf. Full extension telescopic shelf. Flat brushed baking tray. Roasting dish and grill rack set. Smokeless grill tray. Hardwired connection.

Brushed stainless steel finish.

- Media microwave G025QMY-NAH installing dimensions (W*H*D) 600*392*550 outline dimensions(W*H*D) 595*388*414.5
- Isotherm Marine double drawer refrigerator model 190. AC/DC, 3 side stainless steel flange. All refrigerator, no freezer.
- Isotherm Marine Ice-maker. Stainless Steel, Spray type, 230V, 50Hz. 40 pounds of crystal clear ice per day.
- Vimar multiple duplex electrical outlets.
- Cruisair 18,000 BTU air conditioning unit - AU18HVZ-FC-1.5KW7"MR 220V.
- Fireboy AP65-PESD-02-TB-R smoke alarm sensor.
- Fire extinguisher.

g. Storage room

- Ceramic granite planked tile flooring.
- All interior bulkheads and doors are makore veneer with matte varnish finish.
- Sliding door 800 mm covered with varnished makore veneer between companionway and storage room.
- Diamond Seaglaze weathertight door to Starboard.
- Tinted windows with pleated window blinds.
- Overhead panels are white microfiber cloth material.
- All overhead lights are LED.
- LED courtesy lights.
- All cabinetry and furniture is varnished makore veneer with solid makore corners.
- Settee with the teak table.
- Hanging cabinets with shelves.
- (2) SAMSUNG refrigerators BCD-402DRISL1, 402L (254/53/95) Stainless steel.
- Chest freezer.
- LG WD-16957DH combo washing and dryer machine 12/8 kg front load. Gray colour. Size: (D) 675mm, (H) 850mm, (W) 600mm.
- Cruisair 18,000 BTU air conditioning unit - AU18HVZ-FC-1.5KW7"MR 220V.
- Vimar multiple duplex electrical outlets.
- Fireboy AP65-PESD-02-TB-R smoke alarm sensor.
- Fire extinguisher.

h. Two (2) symmetrical crew cabins forward

- 18 mm thick solid wood flooring.
- All interior bulkheads and doors are makore veneer with matte varnish finish.
- Tinted windows with pleated window blinds.
- Overhead panels are white microfiber cloth material.
- All overhead lights are LED.
- LED courtesy lights.
- Two reading lights.
- All cabinetry and furniture is varnished makore veneer with solid makore corners.

- Two single beds.
- Storage drawers under down bed.
- Large wardrobe.
- Night stands with drawers.
- Mirror.
- Vimar electrical outlets with USB connections.
- Cruisair 9,000 BTU air conditioning unit -Cruisair AU9HVZ-FC-1KW6"MR 220V.
- Fireboy AP65-PESD-02-TB-R smoke alarm sensor.
- Fire extinguisher.

i. Two crew heads

- Ceramic tile floors.
- Ceramic tile walls.
- Tinted porthole with pleated window blinds.
- Overhead panels are fiberglass.
- All overhead lights are LED.
- LED courtesy lights.
- All cabinetry and furniture is varnished makore veneer with solid makore corners.
- Vanity with Corian countertop.
- Ceramic sink with stainless steel premium faucet (TBD).
- Mirrors above the vanity.
- Shower cabin with glass door.
- Premium stainless steel shower.
- Drawer for shampoo, towel, etc.
- SeaLand (Dometic) MasterFlush 8689 electrical fresh water toilet with bidet.
- Vimar multiple duplex electrical outlets GFCI.
- Exhaust ventilation.
- Fireboy AP65-PESD-02-TB-R smoke alarm sensor.

j. Companionway main deck

- 18 mm thick solid wood flooring.
- All interior bulkheads and doors are makore veneer with matte varnish finish.
- Overhead panels are white microfiber cloth material.
- All overhead lights are LED.
- LED courtesy lights.
- Fireboy AP65-PESD-02-TB-R smoke alarm sensor.

k. Master stateroom

- 18 mm thick solid wood flooring.
- All interior bulkheads and doors are makore veneer with matte varnish finish.
- Watertight door to the ompanionway.
- Tinted windows with pleated window blinds.

- Overhead panels are white microfiber cloth material.
- All overhead lights are LED.
- LED courtesy lights.
- Wall lights.
- All cabinetry and furniture is varnished makore veneer with solid makore corners.
- King-size bed.
- Storage drawers under bed.
- Large wardrobe.
- Night stands with drawers.
- Mirror.
- Table and cabinet on the STBD.
- Vimar electrical outlets with USB connections.
- Cruisair 24,000 BTU air conditioning unit - AU24HVZ-3.0KW 8"MR 220V.
- Adjustable makore overhead louvers for air conditioning and ventilation.
- Fireboy AP65-PESD-02-TB-R smoke alarm sensor.
- Fireboy CMD-4MR CO alarm .
- Fire extinguisher.

I. Master head

- Ceramic tile floors.
- Ceramic tile walls.
- Sliding doors from the master room.
- Tinted windows with pleated window blinds.
- Overhead panels are fiberglass.
- All overhead lights are LED.
- LED courtesy lights.
- All cabinetry and furniture is varnished makore veneer with solid makore corners.
- Vanity with Corian countertop.
- Ceramic sink with stainless steel premium faucet (TBD).
- Mirrors above the vanity.
- Shower cabin with glass door.
- Premium stainless steel shower.
- Drawer for shampoo, towels, etc.
- SeaLand (Dometic) MasterFlush 8689 electrical fresh water toilet with bidet.
- Vimar multiple duplex electrical outlets GFCI.
- Exhaust ventilation.
- Fireboy AP65-PESD-02-TB-R smoke alarm sensor.

m. Starboard guest staterooms

- 18 mm thick solid wood flooring.
- All interior bulkheads and doors are makore veneer with matte varnish finish.
- Tinted windows with pleated window blinds.
- Overhead panels are white microfiber cloth material.

- All overhead lights are dimmable LED.
- LED courtesy lights.
- LED wall lights.
- All cabinetry and furniture is varnished makore veneer with solid makore corners.
- (2) single beds.
- Storage drawers under bed.
- Large wardrobe
- Night stand with drawers.
- Mirror.
- Vimar electrical outlets with USB connections.
- Cruisair 9,000 BTU air conditioning unit -Cruisair AU9HVZ-FC-1KW6"MR 220V.
- Fireboy AP65-PESD-02-TB-R smoke alarm sensor.
- Fireboy CMD-4MR CO alarm .
- Fire extinguisher.

n. Starboard guest head

- Ceramic tile floors.
- Ceramic tile walls.
- Tinted porthole with pleated window blinds.
- Overhead panels are fiberglass.
- All overhead lights are LED.
- LED courtesy lights.
- All cabinetry and furniture is varnished makore veneer with solid makore corners.
- Vanity with Corian countertop.
- Ceramic sink with stainless steel premium faucet (TBD).
- Mirrors above the vanity.
- Shower cabin with glass door.
- Premium stainless steel shower.
- Drawer for shampoo, towels, etc.
- SeaLand (Dometic) MasterFlush 8640 electrical fresh water toilet with bidet.
- Vimar multiple duplex electrical outlets GFCI.
- Ventilation fan.
- Fireboy AP65-PESD-02-TB-R smoke alarm sensor.

o. Port guest staterooms

- 18 mm thick solid wood flooring.
- All interior bulkheads and doors are makore veneer with matte varnish finish.
- Tinted windows with pleated window blinds.
- Overhead panels are white microfiber cloth material.
- All overhead lights are LED.
- LED courtesy lights.
- Wall lights.
- All cabinetry and furniture is varnished makore veneer with solid makore corners.

- Double bed.
- Storage drawers under bed.
- Large wardrobe.
- Night stand with drawers.
- Mirror.
- Vimar electrical outlets with USB connections.
- Cruisair 9,000 BTU air conditioning unit -Cruisair AU9HVZ-FC-1KW6"MR 220V.
- Adjustable makore overhead louvers for air conditioning and ventilation.
- Fireboy AP65-PESD-02-TB-R smoke alarm sensor.
- Fireboy CMD-4MR CO alarm.
- Fire extinguisher.

p. Port guest head

- Ceramic tile floors.
- Ceramic tile walls.
- Tinted porthole with pleated window blinds.
- Overhead panels are fiberglass.
- All overhead lights are LED.
- LED courtesy lights.
- All cabinetry and furniture is varnished makore veneer with solid makore corners.
- Vanity with Corian countertop.
- Stainless steel premium faucet.
- Mirrors above the vanity.
- Premium shower with glass door.
- Ceramic sink with stainless steel premium faucet.
- Drawer for shampoo, towels, etc.
- SeaLand (Dometic) MasterFlush 8689 electrical fresh water toilet with bidet.
- Vimar multiple duplex electrical outlets GFCI.
- Ventilation.
- Fireboy AP65-PESD-02-TB-R smoke alarm sensor.

q. VIP guest staterooms

- 18 mm thick solid wood flooring.
- All interior bulkheads and doors are makore veneer with matte varnish finish.
- Watertight door to the passageway.
- Overhead panels are white microfiber cloth material.
- All overhead lights are LED.
- LED courtesy lights.
- Wall lights.
- All cabinetry and furniture is varnished makore veneer with solid makore corners.
- Double bed.
- Storage drawers under bed.
- Two wardrobes.

- Cabinet with drawers.
- Mirror.
- Vimar electrical outlets with USB connections.
- Cruisair 12,000 BTU air conditioning unit -Cruisair AU12HVZ-FC-1.5KW6"MR 220V.
- Adjustable makore overhead louvers for air conditioning and ventilation.
- Fireboy AP65-PESD-02-TB-R smoke alarm sensor.
- Fireboy CMD-4MR CO alarm.
- Fire extinguisher.

r. VIP guest head and shower

- Ceramic tile floors.
- Ceramic tile walls.
- Overhead panels are fiberglass.
- All overhead lights are LED.
- LED courtesy lights.
- All cabinetry and furniture is varnished makore veneer with solid makore corners.
- Vanity with Corian countertop.
- Ceramic sink with stainless steel premium faucet (TBD).
- Mirrors above the vanity.
- Premium shower with glass door.
- Premium stainless steel shower.
- Drawer for shampoo, towel, etc.
- SeaLand (Dometic) MasterFlush 8689 electrical fresh water toilet with bidet.
- Vimar multiple duplex electrical outlets GFCI.
- Ventilation.
- Fireboy AP65-PESD-02-TB-R smoke alarm sensor.

s. Companionway lower deck

- 18 mm thick solid wood flooring.
- Hatch to cofferdam.
- SIEMENS XQG90-WM12P2C81W Washing machine.
- SIEMENS XQG90-WT46Y780TI Condenser dryer .
- All interior bulkheads and doors are makore veneer with matte varnish finish.
- Overhead panels are white microfiber cloth material.
- All overhead lights are LED.
- LED courtesy lights.
- Fireboy AP65-PESD-02-TB-R smoke alarm sensor.

Electronics

- Furuno sonar CH300BBL/325
- WASSP WMB-3230 (160kHz – 2<200m range capability) with Furuno WMB-

T160S/20-TRANSDUCER 160KHZ W/20M

- (2) Furuno Radar Model DRS25A (PSU13,Gear Box,15M signal Cable)
- (2) Furuno XN13A/6 Antenna, 6 Foot Open Array
- (3) Furuno black box TZTBB System.
- (4) Hatterland HD Monitor P# 24T21 MMD-MA1-FOGP
- (2) Hatterland 19" Display
- (2) Furuno DFF1 BB Depht Finder network sounder
- (2) Furuno Transducer 556TID-LTD/12
- Furuno Model SC-30 Satellite Compass
- Furuno IF-NMEASC NMEA converter for SC30
- Furuno GP330B GPS Receiver.
- (4) Furuno FI70 Data Organizer.
- Furuno 200WX WeatherStation Instrument
- Furuno FA 50 AIS Class B Transponder
- Furuno Navpilot 711C control Unit,
- Furuno Processor,Rudder Reference.
- Furuno PG 700 Integrated Heading Sensor
- Furuno Pump PUMPHRP05-24
- Furuno IF-NMEA2K2 Converter, CAN bus/NMEA2000
- Furuno MS-100 motion sensor
- (2) Furuno FI-5002 Junction Box
- (3) Furuno PSU-013 24VDC power supply unit for TZTBB
- (2) Furuno HUB-101 Ethernet Hub
- KVH TracPhone V11-IP Dual-mode C/Ku-band Antenna - No Labels, ACU and Modem
- Iridium Extreme 9575 Satellite Phone Standard Package
- Iridium 9575 Satellite Phone Marine Standard Package
- Red port Optimizer Satellite Router Wxa-112
- Digital Celular Buster 4 KSBR-50M
- (2) Icom VHF radio M506 AIS Rear (Rear Mic)
- (4) Icom-Hand held VHF radio IC-M88 compact radio
- ACR-2842 Class A EPIRB GlobalFix Pro 406 CAT I w integral GPS
- ACR SART-2714NH PatFinder3 Transponder w Bracket
- Shakespeare AURA 2G-3G Wireless Adjustable Cellular Booster Kit.

Safety & Fire Protection

- (2) Fireboy FR-8000 safety alarm monitors located in pilot house.
- Fireboy AP65-PESD-02-TB-R smoke detector system in each room.
- Fireboy CMD-4MR combination carbon monoxide (CO) in each room on lower deck.
- (2)Fireboy Xintex automatic deployment fire suppression canisters in the engine room and lazarette.

- Remote control pull handle for manual deployment of Fireboy system in engine room and lazarette from cockpit.
- Fireboy system includes automatic shut off for engines, generators and air intake fans.







Exclusions

Owner's personal belongings.

Disclaimer

The Company offers the details of this vessel or yacht in good faith but cannot guarantee or warrant the accuracy of this information nor warrant the condition of the vessel. A buyer should instruct his representatives, agents, or his surveyors, to investigate such details as the buyer desires validated. This vessel or yacht is offered subject to prior sale, price change, or withdrawal without notice.

PHOTOS





CONTACTS

Andrey Shestakov, leading yacht broker of the sales department of Shestakov Yacht Sales Inc. Shestakov Yacht Sales Inc., the official representative of the Miami/Fort Lauderdale FL headquarters.

Contact details

Email: **andrey@shestakovyachtsales.com**

Web: shestakovyachtsales.com/en/

Telephones

USA: **+1(954)274-4435**

Office hours

Monday – Saturday: **9:00 - 21:00** EDT

Sunday: **closed**

Address



Harbour Towne Marina, 850 NE 3rd St, STE 213, Dania, FL 33004