

TOP DOG — WESTPORT



Судостроитель: WESTPORT

Год постройки: 2014

Модель: Моторная яхта

Цена: ЦЕНА ЯХТЫ ПО ЗАПРОСУ

Местонахождение: United States

Длина общая: 112' 0" (34.14m)

Ширина: 23' 9" (7.24m)

Макс. осадка: 5' 6" (1.68m)

Крейс. скорость: 22 Kts. (25 MPH)

Макс. скорость: 25 Kts. (29 MPH)

Купить **TOP DOG — WESTPORT** а также выбрать подходящую вам яхту из нашего **каталога яхт** вам поможет опытный яхтенный брокер Андрей Шестаков. На сегодняшний день компания **Shestakov Yacht Sales Inc.** имеет большое количество яхт в **собственном списке продаж**, а также тесно сотрудничает со всеми крупными **яхтенными производителями** по всему миру.

Для того чтобы купить яхту **TOP DOG — WESTPORT** а также проконсультироваться по любому вопросу связанному с покупкой, продажей, чартером яхт позвоните по телефону **+7(918)465-66-44**.

ОГЛАВЛЕНИЕ

ОГЛАВЛЕНИЕ	2
ХАРАКТЕРИСТИКИ	5
Обзор	5
Основная информация	5
Размеры	5
Скорость, вместимость и масса	5
Размещение	6
Корпус и палуба	6
Информация о двигателе	6
ПОДРОБНОЕ ОПИСАНИЕ	7
Walkthrough	7
Upgrades	9
Aft Deck	10
Salon	10
Dining	10
Main Deck Foyer	11
Galley / Dinette	11
Pantry / Doghouse	11
Pilothouse	12
Master Stateroom	13
Master Head	13
VIP Stateroom	14
VIP Head	14
Mid Guest Foyer	15
Guest Stateroom / Port	15
Guest Head / Port	15
Guest Stateroom / Starboard	15
Guest Head / Starboard	16

Captain / Crew Quarters & Lounge	16
Captain / Crew Heads	17
Flybridge	17
Fore Deck	18
Boat Deck	18
Systems	18
Electrical Equipment	20
Engine Room	21
Swim Step	22
Safety Equipment	22
Remarks	22
Exclusions	23
Исключения	23
Отказ от ответственности	23
ФОТОГРАФИИ	24
Salon	24
Salon	24
Salon	24
Salon / Dining	24
Dining	24
Foyer	24
Day Head	24
Galley	24
Galley / Dinette	25
Pilothouse	25
Master Stateroom	25
Master Stateroom	25
Master Head	25
Master Head	25

VIP Stateroom	25
VIP Head	25
Companionway	26
General Arrangement	26
КОНТАКТЫ	27
Контактная информация	27
Телефоны	27
Время работы	27
Адрес	27

ХАРАКТЕРИСТИКИ

Обзор

"**Top Dog**" is the newest and most advanced 112 Westport on the market. Her galley skylight, Foredeck design enhancements, VIP stateroom skylights, curved salon door, extensive cabinetry upgrades, enhanced crew stateroom arrangement featuring 3 heads, and multiple upgrades throughout in the master and guests staterooms ensure that there is not a nicer and better equipped example of a 112 available. Launched in May of 2014, "**Top Dog**" has been privately used and maintained by an excellent crew. Truly a pleasure to show and still shows as clean as when she was launched.

The first serious 112 prospective buyer to view this yacht will buy her.

Основная информация

Тип судна: Моторная яхта

Подкатегория: Raised Pilothouse

Модельный год: 2014

Год постройки: 2014

Страна: United States

Верх: Hardtop

Открытая палуба мостика: Да

Размеры

Длина общая: 112' 0" (34.14m)

Ширина: 23' 9" (7.24m)

Макс. осадка: 5' 6" (1.68m)

Скорость, вместимость и масса

Крейс. скорость: 22 Kts. (25 MPH)

Макс. скорость: 25 Kts. (29 MPH)

Водоизмещение: 275000 Pounds

Вместимость воды: 1000 Gallons

Вместимость сточного бака: 600 Gallons

Объем топливного бака: 5500 Gallons

Размещение

Всего кают: 4

Спальные места: 8

Всего ком. состава: 7

Каюта капитана: Да

Спальных мест экипажа: 5

Корпус и палуба

Материал корпуса: Fiberglass

Комплектация корпуса: Semi-Displacement

Дизайнер корпуса: Jack Sarin

Дизайнер экстерьера: Westport/Taylor Olson

Дизайнер интерьера: Westport

Информация о двигателе

Двигатели: 2

Производитель: MTU

Модель: 16V2000

Тип двигателя: Inboard

Тип топлива: Diesel

ПОДРОБНОЕ ОПИСАНИЕ

Walkthrough

Boarding "**Top Dog**" can be accomplished either by the large swim platform aft, side boarding gates on either side of the Aft Deck, or the boarding gates either side forward of the Salon to the forward walk-around decks. The yacht has light-weight carbon fiber boarding steps which may be deployed by a single crew member if necessary.

Starting at the Swim Platform, this area is protected by stainless staple rails, has a teak sole, and a 100 gallon gas tank under the platform for tender fueling. There is an aft entrance to the Crew Quarters, power, water and capstans for the aft dock lines, as well as steps on each outboard side leading up to the Aft Deck.

The Aft Deck has side boarding gates outboard on both sides, a primary entrance to the Crew and Engine Room to starboard, and a full bar with refrigeration and sink to port. There is also a large LED TV on the port forward bulkhead. The Aft Deck has an upgraded curved Salon door, large teak dining table with molded aft seating & 5 loose chairs and teak sole.

The full-beam Salon is accessed from both the Aft Deck and forward outboard Foyer entrance doors. This area features custom furnishings, tables and game table, and wine cooler. The Salon also features large windows, electric blinds/shades, LED internal overhead lighting, and custom upgraded Mahogany scalloped cabinet doors, stone sole entrance aft by the curved stainless Salon entrance door and carpeting throughout. The entertainment center is located aft to starboard with a wall-mounted LED TV, entertainment stack concealed in a cabinet below, and the entire yacht is outfitted with Kaleidescape/Crestron entertainment, climate control and lighting/electric blind operation via iPad tablets.

The large formal Dining area features a custom table with place settings and chairs for 8, abundant built-in cabinet storage for dining dishware, dishes, and glassware.

The starboard side forward Foyer has a Day Head, an art niche, staircase leading up to the Pilothouse, large entrance door with companion picture window, and stone sole. This Foyer leads past the pantry into the upgraded Country Kitchen.

The Country Kitchen is complete with large side-by-side refrigerator with icemaker, double oven, microwave, surface-mounted range with overhead vent hood, a double deep-well stainless sink, 4 additional refrigeration drawers, trash compactor, dishwasher, and island. The Galley features abundant cabinets for provisioning and cookware storage throughout. There is a large raised Dinette forward with an LED TV on the forward bulkhead, and an upgraded skylight overhead to enhance the light in this area. The Galley soles are a dark plank Amtico engineered wood finish.

The VIP Stateroom is accessed down a staircase forward to starboard. There is an additional full cabinet at the base of the staircase. The VIP has upgraded skylights to both port and starboard for abundant natural light, built-in dresser banks, vanity and enlarged head. This stateroom has a centerline queen berth with storage underneath, emergency escape hatch overhead, audio/visual entertainment and lighting which are operated via a Creston iPad tablet, and a walk-in closet. All guest staterooms feature en-suite heads with a large lighted mirror vanity, storage cabinets, upgraded faucets, Headhunter toilets, and upgraded stone accents to both the counters and shower.

Back up to the forward port side of the Salon is the port Foyer. The Foyer features a large entrance door with companion picture window, a large closet with the laundry washer and dryer stack unit for the owner and guest staterooms, additional freezer drawer storage and access underneath the Pilothouse where various ship's electrical, equipment, and audio/visual central bases are located. This entrance area has a stone sole to the staircase leading to the lower Foyer landing. There is abundant hard luggage storage underneath this staircase.

The Master and Guest Staterooms are located amidship and accessed via the lower Foyer. The Master is full-beam, and features a centerline king berth with gas shock assisted lift and abundant storage underneath Mahogany wood accents, overhead wood detailing and trays, and carpeted sole. The Master has a forward LED TV, enlarged port lights, abundant chest drawer banks, a companion seat, walk-in closet, and blinds, lighting, and audio/visual entertainment control are all accessed via the Crestron iPad tablet.

The Master Stateroom has entrances forward on both port and starboard, to the his & hers full-beam head. This head has dual vanities with overhead lighting, upgraded faucets on the vanities, storage cabinets, upgraded dual shower heads, custom upgraded stones on the vanity tops, sole and in the centerline shower, Headhunter heads, and linen closets.

The Guest Staterooms are located aft of the lower foyer and feature overhead LED lighting, enlarged port lights, and carpeted soles. The port Guest Stateroom features side-by-side twin berths with storage underneath, a nightstand which can be relocated and the berths joined to create a single large berth, and hanging locker. The audio/visual entertainment located forward and lighting are operated via the Creston iPad tablet.

The starboard Guest Stateroom features two side-by-side berths with a nightstand in the center that can be relocated and both berths joined to form a large single large berth. There is storage underneath each berth accessed by drawers, and a hanging locker. The audio/visual entertainment located forward and lighting are operated via the Creston iPad tablet.

Moving up from the entrance Foyer to starboard is the Pilothouse. The Pilothouse

features the full-compliment in navigational electronics; a power actuated custom Stidd helm chair, navigation desk, a large oval-shaped observation lounge with table, 180 degree visibility through large Pilothouse windows, a pop-up LED TV, and a staircase up through a sliding stainless door to port accessing the Flybridge.

The Flybridge has a centerline helm with 3-Stidd chairs power actuated chairs, teak sole, factory hardtop with overhead LED lighting; a large seating area to starboard with teak table, a full bar with sink, refrigeration, icemaker, grill and bar seating to port.

The Boat Deck is down a few steps aft and features a large hot tub to port, a lounge to starboard, access to staircase via a protected sliding door to starboard, and ample storage for two wave runners and a 15' RIB tender with davit crane.

The Foredeck of **"Top Dog"** was redesigned to feature a large Sunpad with more storage underneath and a forward pad located in the bow.

Accessed from either the aft deck to starboard, or the Swim Platform are the Crew Quarters. This area has a devoted laundry center with washer and dryer, sink and refrigerator, cabinets, and a large icemaker and freezer. The Captain's Stateroom is located to port with a queen berth, cabinets, a hanging locker, en-suite head with shower, entertainment, and desk.

The Crew Staterooms are to starboard and both have double over/under bunks, their own en-suite heads with showers, and entertainment.

The Engine Room is accessed forward of the Crew Quarters.

Upgrades

- Cabinetry upgraded with custom scalloped facing throughout
- Electric curved Main Salon doors
- Gates port and starboard Aft Deck entrance to swim platform stairs Water fills on both port and starboard side of vessel
- 38" TV in Pilothouse
- Stainless steel anchors and stainless steel plates
- Carbon Fiber Tide Ride ladder with platform turntable. Handrails for both sides
- Additional Cameras: Highest location above hardtop facing aft (4) Additional freezer drawers
- Wine cooler in Salon
- Four refrigerated drawers in Galley Island
- BluRay Players in: Salon, Galley, Master Stateroom, all Guest Staterooms & Crew area
- Twin bow Glendenning 100 amp cord reels

- Skylight over Galley Dinette
- Skylight-style port lights in VIP forward

Aft Deck

- Boarding Gates: Port and starboard
- Bar: Includes twin refrigerated drawers, stone top, sink/ice bin with hot and cold water, bar storage, and a barware cabinet in portside bulwark
- Loose Furniture: Includes molded-in settee with cushions, one high gloss Teak dining/cocktail table on stainless pedestals with electric high/low features and five dining chairs
- Storage Lockers: Located in bulwarks
- TV: 40" TV
- Spiral staircases: One down to Crew Quarters with a weather-tight door and one up to Boat Deck

Salon

- Furniture: Sofa and love seat placed in "L" configuration with 3 occasional chairs, cocktail table and end tables portside; game table with 2 chairs to starboard
- Media Storage: Storage for CD's and DVD's
- Headliner: Majilite vinyl headliner
- Window Treatments: Fashion Tech blinds and shades use Somfy motors with RTS control
- Aft Door: Electric large 4-panel polished stainless steel sliding door, weather-tight and direct bonded glass
- TV: 60" TV
- V-Kool throughout boat

Dining

- Overhead Detail: Perimeter soffit with crown molding and rope light. Domed overhead ceiling feature (oval) is over the dining area, with dining pendant
- Cabinetry: Raised buffets port and starboard, lower side buffets: Stone with crescent edge tops. Outboard cabinets have Crotch Mahogany veneer and Sapele with high gloss finish tops
- Formal Dining: Veneered dining table top and base with glass inserts and 8 chairs
- Formal Dining Service Storage: (2) Mirrored Lucite storage cases. One case holds provided formal china (12 five-piece place settings); one holds provided crystal which includes 12 each of the following: wine, water and champagne glasses
- Formal five-piece flatware is stored above cases

Main Deck Foyer

- Flooring: Marble tile in port and starboard companionways and aft Salon entry
- Niche: Sapele console cabinet with stone top as per interior design, recessed mirror with Sapele frame
- Lighting: Overhead recessed lights
- Day Head: Headhunter Royal Flush Hydro Vac, Majilite vinyl headliner, vanity light, marble vanity top with black Kohler Caxton under-mount sink, Altmans faucet and accessories. Accessories include: towel ring, soap dish and covered toilet tissue holder, ceiling light fixture, marble tile flooring and marble wainscoting

Galley / Dinette

- Galley Flooring: Amtico commercial vinyl flooring in hardwood pattern with elegant inlaid border
- Overhead Detail: Perimeter soffit with crown molding and rope light
- Cabinets: Crotch Mahogany & scalloped cabinets; the cabinets along starboard wall under windows
- Dinette Settee and Table: Built-in storage, table stone with crescent edge
- Galley Countertops: Stone with crescent edge
- Dinette Counters: Crotch Mahogany and Sapele edge with high gloss finish
- Window Treatments: Fashion Tech blinds and shades use Somfy motors with RTS control
- Sink: Stainless Kohler extra deep and Altmans soap dispenser
- Faucet: Altmans
- (4) Refrigerated drawers in Island
- Refrigerator: Sub-Zero 48"
- Cook top: Dacor 5-burner Touch Top
- Oven: (2) Dacor
- Microwave/Vent Hood: GE
- Trash Compactor: Broan
- Hot Water Disp.: Insinkerator
- Dishwasher: ASKO
- (2) Water filtration systems

Pantry / Doghouse

- Walk-in pantry located off of Port Companionway
- Pantry has storage and stackable Miele Novotronic washer & Miele Novotronic dryer
- (4) Freezer drawers

Pilothouse

- Vic II Display
- Naiad Stabilizer Datum display
- Helm Station Wheel: Wooden 24" Destroyer type
- Helm Chair: STIDD
- Counter: Leather
- Engine Controls: MTU Integrated Control Head
- Engine Instrumentation: DDC/MTU
- (2) Navigation/Electronic Chart System: Furuno Maxsea charting system in the Pilothouse and at Flybridge; charts covering Alaska to Panama to Northeast & Caribbean
- Radar: (2) Furuno FAR-2117 X-Band Radars with 19" LCD display with one repeater on Flybridge
- Depth Sounder: Furuno FCV1200BB-P with 15" LCD Monitor
- GPS: Furuno GP-150D at Pilothouse Dash and at Pilothouse Desk
- Wind, Depth and Speed: B&G HS3000 includes wind, speed, depth and heading displayed on full-function displays in the Pilothouse and Flybridge
- Compass: One Ritchie Globe Master F-600 in Pilothouse, and one Furuno Rate Sensor for true heading data
- Aft Depth Sounder: Furuno RD-33 Digital Display Depth Sounder with Smart Sensor (Located in Captain's Quarters)
- Autopilot System: Simrad AP70 in Pilothouse and Flybridge
- Flooring: Stain-resistant carpeting
- Bulkheads: Majilite
- Headhunter: Majilite
- Control Console: Black Spinneybeck leather with leather dash hoods
- Settee Table: Crotch Mahogany top and Sapele edge with high-gloss finish and stainless steel grab rail
- Defrosters: (3) Heater/defrosters on Pilothouse console
- Windshield Wipers/Washers: Exalto windshield wipers with electronic control panel with synchronization and washers for three wipers
- Bronze Mirror: Aft bulkhead
- Joinery: Built-in bookcase, fax cabinet, Desk: Crotch Mahogany top and Sapele edge with high-gloss finish and stool, chart drawers adjacent to console and helm console
- HVAC: with linear slot diffusers in soffit and overhead
- Windshield: Mesh sunscreen cover
- Clock/Barometer: Weems & Plath, 6" Quartz clock dial, 6" Barometer dial
- TV: 38" TV
- Searchlight: Carlisle Finch Searchlight Control
- Bow Thruster Control
- Computer: Computer with wall-mounted monitor located at Navigation station (desk) in Pilothouse

- FLIR
- Tow light

Master Stateroom

- Berth: California King-size berth; upholstered headboard and the bunk rail lifts up on gas springs to storage below. The pedestal has two raised panel drawers built-in. Berth flat extends from the pedestal to create a recess for undermount rope lighting
- Lighting: Recessed LED room lights, (2) reading lights, (2) table lamps for end tables, indirect rope accent lighting under berth and above soffits, special lighting outboard at hull side behind roman blinds, overhead lights (rope lights) above berth
- Mirrors: Clear mirror on inside wardrobe door
- Wardrobe: Walk-in wardrobe with automatic light, closet rod
- Counters: Crotch Mahogany top and Sapele edge with high-gloss finish
- Blinds: Roman shade and blind
- Portlights: with fixed glass and privacy cover
- Trip: Sapele
- Joinery: Soffit with Sapele trim for lighting
- Safe: Digital safe in walk-in closet
- Storage: Large storage area with shelves just forward to starboard and 3-shelf cabinet to the left
- Vanity: Vanity with mirror and chair, three drawer storage on each side
- TV: 57" TV
- Storage: (2) 4-drawer storage cabinets

Master Head

- Shower: Marble with Altmans fixtures. Euro-style frameless tempered glass doors and chrome latches
- Counters: Marble with crescent edge. A narrow extension of vanity counter continues onto forward bulkhead
- Sinks: Kohler Vintage sink with Jado Wynd fixtures, platinum nickel finish
- Mirrors: (2) mirrored medicine cabinets. Lighted make-up mirrors above each vanity, also includes two free-standing vanity stools. Fixed mirrors on forward bulkhead
- Headliner: Majilite vinyl headliner
- Lighting: Recessed LED room lights and vanity lights
- Flooring: Marble tile
- Bath Accessories: Altmans. (2) ea.: soap dish, covered toilet tissue holder, towel bar, towel ring, robe hook

- Joinery: Full-width vanities, port and starboard. Linen lockers port and starboard, clothes hamper port and starboard
- Toilet: Headhunter Royal Flush Hydro Vac

VIP Stateroom

- Berth: Queen-size berth, upholstered headboard, and the bunk rail lifts up on gas springs to storage below
- Berth flat extends from the pedestal to create a recess for undermount rope lighting
- Lighting: Recessed LED room and reading lights. Indirect rope accent lighting is under the berth and above Soffit
- Mirrors: Bronze mirrors on forward bulkhead above headboard. Clear full-length mirror on wardrobe door
- Wardrobe: Walk-in wardrobe with automatic light, closet rod and shelf with keeper
- Counters: Crotch Mahogany top and Sapele edge with high-gloss finish
- Hatch
- Trim: Sapele
- Joinery: Soffit for lighting, (2) built-in bookcases at headboard, vanity/desk, entertainment center, cabinet in stairwell locker, dresser and upper cabinets with doors
- TV: 48" TV
- Portlights: Port and Starboard ports for additional light
- Vanity: Vanity with mirror, chair and 6-drawer storage
- Storage: Storage dresser cabinet with 4-drawers and shelf storage

VIP Head

- Shower: Custom molded fiberglass with Euro-style frame-less tempered glass door and Altman fixtures
- Sealed shower light
- Toilet: Headhunter Royal Flush Hydro Vac
- Counters: Stone with crescent edge
- Sink: Kohler Vintage sink with Altmans fixtures
- Mirror: Mirror above vanity
- Lighting: Recessed LED room lights and vanity lighting
- Flooring: Stone
- Bath Accessories: Altmans. One ea.: soap dish, covered toilet tissue holder, towel bar, towel ring, robe hook
- Joinery: Vanity, medicine cabinet and linen cabinet

Mid Guest Foyer

- Overhead Mirror: Bronze with Sapele trim
- Console: Sapele cabinet with stone top
- Flooring: Marble tile
- Luggage Storage: Guest stairs have lift-up section allowing for storage

Guest Stateroom / Port

- Berth: (2) Twin berths, with upholstered headboard, can be put together to make a larger berth. The pedestal has two raised panel drawers built-in. Berth flat extends from the pedestal to create a recess for undermount rope lighting
- Lighting: Recessed LED room lights, two reading lights, indirect rope accent lighting under berth and above soffits
- Mirrors: Bronze mirrors on aft bulkhead above headboard. Clear full-length mirror on outside wardrobe door
- Wardrobe: with automatic light, closet rod, and shelf with keeper
- Counters: Crotch Mahogany top and Sapele edge with high-gloss finish
- Blinds: Roman shade and blind
- Portlights: with fixed glass and privacy cover
- Trim: Sapele
- Joinery: Soffit with Sapele trim for lighting, two 3-drawer night stands, one 5-drawer dresser entertainment center with doors and 4-drawer dresser below
- TV: 25" TV

Guest Head / Port

- Shower: The shower is molded fiberglass and upgraded Marble in shower. Altmans fixtures with Euro-style frameless tempered glass doors with chrome hardware. The shower includes a sealed light
- Sink: Kohler Vintage sink with Altmans fixtures
- Toilet: Headhunter Royal Flush Hydro Vac
- Mirror: Wall mirror above vanity
- Lighting: Recessed LED room lights and vanity lighting
- Flooring: Stone tile
- Counters: Stone with crescent edge
- Bath Accessories: Altmans. One ea.: soap dish, covered toilet tissue holder, towel bar, towel ring and robe hook
- Joinery: Vanity and medicine cabinet

Guest Stateroom / Starboard

- Berths: Twin berths and upholstered headboard, can be joined together to make queen berth. The pedestal has one raised panel drawer built in. Berth flat extends from the pedestal to create a recess for undermount rope lighting. The inboard berth is movable
- Lighting: Recessed LED room lights, (2) reading lights, indirect rope accent lighting under berth and above soffits
- Mirrors: Bronze mirrors on aft bulkhead above headboard. Clear full-length mirror on outside wardrobe door
- Wardrobe: with automatic light, closet rod and shelf with keeper
- Counters: Crotch Mahogany top and Sapele edge with high-gloss finish
- Blinds: Roman shade and blind
- Portlights with fixed glass and privacy cover
- Trim: Sapele
- Joinery: Soffit with Sapele trim for lighting, (1) 3-drawer movable nightstand, entertainment center with doors and 4-drawer dresser below
- TV: 25" TV

Guest Head / Starboard

- Shower: The shower is molded fiberglass with upgraded Marble in shower. Altmans fixtures with Euro-style frameless tempered glass doors with chrome hardware, the shower includes a sealed light
- Sink: Kohler Vintage sink with Altmans fixtures
- Mirror: Wall mirror above vanity
- Lighting: Recessed LED room lights and vanity lighting
- Flooring: Stone tile
- Counters: Marble with crescent edge
- Bath Accessories: Altmans. One ea.: soap dish, covered toilet tissue holder, towel bar, towel ring, robe hook
- Joinery: Vanity and medicine cabinet
- Toilet: Headhunter Royal Flush Hydro Vac

Captain / Crew Quarters & Lounge

- Berths: Captain's cabin has double berth with dual hanging lockers and drawers
- (2) Crew staterooms with upper/lower berths
- Lighting: 110V AC recessed room lights and 24V DC reading lights
- Mirrors: Clear full-length mirror on the inside of the wardrobe doors
- Wardrobe: with automatic light, double doors, closet rod and shelf with keeper
- Safe in the Captain's berth
- Counters: Solid surface with crescent edge
- Blinds: Duette

- Trim: Maple
- Joinery: Captain's nightstands, Captain's desk with solid surface top includes stool, Captain's drawers under berth, Captain's dresser, Crew drawers under berth, Crew Lounge entertainment center, Crew Lounge/Galley upper and lower cabinets, Crew Lounge upholstered settee, Crew Lounge solid surface table top
- Appliances: Built-in Perlick refrigerator, GE microwave, one Miele washer and Miele dryer, stand-up freezer in Lazarette, storage cabinet in Lazarette
- TV: Samsung TV in Captain's Cabin, Samsung TVs in both Crew upper/lower staterooms

Captain / Crew Heads

- Shower: Custom-molded fiberglass with tempered glass doors and Altmans fixtures. Sealed shower light
- Mirror: Mirror on medicine cabinet
- Lighting: Low-voltage recessed room lights and vanity lighting
- Flooring: Amtico commercial vinyl flooring in hardwood pattern including vinyl base molding
- Counters: solid surface with crescent edge
- Sink: Kohler Bolero with Altmans fixtures
- Bath Accessories: Ginger hardware. One ea.: soap dish, toilet tissue holder, towel bar, tumbler holder, towel ring and robe hook
- Joinery: Vanity and medicine cabinet
- 3 Heads/3 showers (no settee)

Flybridge

- Flybridge Helm: Steering controls on centered console with twin Nauticomp displays, Furuno radar control, searchlight control, Simrad AP70 autopilot, B&G wind/speed indicator
- Helm Wheel: 24" Stainless steel, Destroyer type
- Helm Chairs: (3) Stidd (all electric)
- Mast: Welded aluminum and composite with electronics, anchor light and tow light upgrade
- Air Horn: Kahlenberg T2-figure 372, with ½" air strainer
- Venturi: Custom ¼" per-spec in stainless frame
- Wing Stations: Flip-up steering units on port and starboard of Flybridge Console with bow thruster controls
- Hard Top: Composite construction covering Flybridge Deck has 24v overhead deck lighting
- Wet Bar: Upper bar top is high-gloss Teak and the lower bar surface is stone with stainless steel sink/ice bin. BBQ area has stone top. RDS grill with hood and cover,

and four fixed bar stools

- Tables: (1) fixed oval high-gloss Teak table
- Settee: Molded settee with cushions and hinged seating for storage below
- Twin refrigerated drawers
- Perlick icemaker
- Eisenglass enclosure

Fore Deck

- Bow Sun Lounge: Sunbrella with vinyl cushions and cover and massive storage below
- Boson's Locker: 110v outlet inside with lights and storage
- Music system

Boat Deck

- Tender: Inflatable AB 15ft.
- Davit: Hydraulic powered Nautical Structures crane features 359 degrees of rotation, wireless proportional control, and a 2,500 lb. load capacity
- Chocks: Removable, for tender
- Rails: Stainless rails with mid rail around boat deck
- Hot Tub: Molded-in spa with sun pad top and storage
- Sun Lounge: with cushions and covers
- Flagstaff: Stern flagstaff, stainless steel

Systems

Diesel Fuel System Approximately 5,500 gallons (US) of diesel in one tank separated into three compartments with a transfer system including a pump, meter and distribution manifold. All diesel consumers draw from the center compartment (Day Tank). During normal operations fuel is transferred to the day tank via the transfer pump. Fueling process is via either of two deck fill locations amidships, port or starboard side. Tank is vented to atmosphere on both sides of the vessel. Tank level monitoring is via electronic sensor and display with hi/low level alarms. Tank is all aluminum, welded construction with internal baffles and three divided areas Pumps: fuel transfer pump will have a flow meter and timer Fuel Filters: one dual Sea Pro 8 with isolation valve each main and one Dual Racor 75/500 for each generator Fuel Gauges: sight tubes located in Engine Room and monitoring Fuel Tank: ¼" 5086 alloy aluminum separated tank with dual fills and standard vents, monitoring, and sight tube level indicators. Approximate capacity: 5,500 gallons **Gasoline Fuel System** The gasoline system consists of a tank, an air diaphragm pump and hose with nozzle to transfer the

gas. The hose, nozzle and pump along with the tank fill are located under the hatch centered on the Swim Step deck Tank: Aluminum, 100 gallon Pump: Air Diaphragm

Lube Oil System The vessel's main engines and generators can be serviced utilizing and onboard lube oil change system. New/used oil tanks are fitted in the under sole on centerline in Crew Mess. The new oil tank can be filled directly into tank, starboard side. The quick connect hose and portable pump are used to transfer lube oil to/from locations Tanks: Located under sole in Crew Mess area. Lube Oil – New: Aluminum, 50 gallon/Lube Oil – Used: Aluminum, 50 gallon Pump: Portable and stowed below the starboard generator Fittings: Stainless quick connectors

HVAC Systems - Air Conditioning The interior of the vessel is kept at a constant temperature through the use of a seawater cooled/heated reverse cycle, treated water HVAC system. The capacity is 24 tons and is distributed throughout the vessel via individual room air handlers of various sizes and BTU ratings. There is one (HVAC) keypad the two air handlers in the Master Stateroom, one for the two air handlers in the Galley, and two for the four air handlers that serve the Salon; all other air handlers are each controlled by a separate keypad HVAC: all interior areas air conditioned by at least one HVAC unit. Master & Guest Staterooms have chill chaser units Ventilation: Eight exhaust fans, (2) in the master head and (1) in the other heads Marine Air HVAC System: Four compressors and heating pump, independent seawater intake Chillers: 230V-1PH-60Hz, 24 ton Air Handlers: 230V-1PH-60Hz, various BTU as required by volume being treated, utilizing variable speed hi-static DC blowers Make Up Air: For cycling air through the vessel interior

Bilge System System consists of five remote-mounted bilge float switches and alarms on all float switches Bilge Pumps: fixed bilge pump system includes two electric 230V AC pumps with 1 ½" PVC lines to each major compartment with check valves, strainers and priming system

Freshwater System The system is comprised of multiple divided and baffled fresh water tanks, two AC supply pumps, suction supply, service and distribution manifolds, two reverse osmosis watermakers, and associated valves, filters, expansion tanks, regulators and gauges. Freshwater wash downs with quick connects are located on all decks Pumps: (2) 220V AC pumps and one 24V DC backup pressure pump with tank Water Tanks: Are stainless steel with an approximate tank capacity of 1,000 gallons. Monitoring system and sight tube level indicators Watermaker: (2) Sea Recovery SRC AWC 1400-2 (2,800 gallons per day total) Water Filters: (5) micron sediment filters with UV sterilization light Water Heaters: (2) Dual element, fast recovery. (1) 80 gallon and (1) 38 gallon

Waste Water System: Black and Gray water is routed to an FRP tank. A certified Marine Sanitation Device (MSD) is installed for treatment of all wastewater tank level monitoring is via electronic sensor and display with level alarms and all tanks are vented at the boot stripe. Discharge is via MSD or direct overboard via diaphragm pump. Also, a dockside connection is located just aft of the starboard fuel fill Pumps: High capacity solids handling AC diaphragm type MSD: Headhunter MSD treatment with PLC touch screen and Auto-Clor treats black and gray water Holding Tank: tank is composite with an inspection hatch. Tank is electronically monitored and has an approximate capacity of 600 gallons. Headhunter MSD treatment with PLC touch screen, and Auto-Clor treats black and gray water Gray Water Sumps: Two approximately 15 gallon gray water

boxes fitted with screens; also, supply and discharge lines for all showers. Forward and aft sump tank will have sump pumps and 24V DC backup pumps **Compressed Air System** The vessel has a compressed air system for powering the ship's whistle, gasoline dispensing pump, and machinery spaces for air powered tools. Compressor: SpeedAire 3hp with 20 gallon tank Air Hose: 18' self-coiling and quick-disconnect

Electrical Equipment

- Batteries: all AGM cell type batteries. (2) banks of two 8-D, 225-amp batteries, wired in series for starting main engines (total of four) and two 8-D, 225-amp batteries, one for each generator starting. (1) 24VDC battery bank (two 8-d, 225-amp batteries, wired in series) for ship's service
- Battery Chargers: Chargers include one 95-amp 24VDC for ship's service bank, one 45-amp 24VDC for main engine bank and one 20-amp 24VDC for generator bank
- Main Distribution Panel: Located in crew area. Designed to be functional with all necessary circuit breakers and transfer switches and, to provide proper operation of AC and DC circuits
- Distribution Panels: Located throughout the vessel, distribution panels have engraved faceplates
- Shore Power: (2) 100 amp single phase shore feeds with Glendinning Cablemaster cord reels at port bustle (includes two 100ft cables). Phone outlet located at port bustle with two 50' phone cord
- Shore Power Converter: (2) 36Kva 60 Hz, single or three phase input service with a 40-70 Hz frequency and voltage between 170-520VAC. The converters will auto-configure for the applied power form
- Power Conditioner: (1) 10Kva 60Hz frequency conditioner for audio/visual power use and back-up power supply
- Lighting Protection: with hull CuNi ground plate and installed air terminal
- Recessed Light Fixtures: LED fixtures
- General Lighting: Vimar and Leviton receptacle and switching throughout
- Reading Light Fixtures: LED fixtures
- Indirect Lighting: 24V DC and 110VAC rope lighting
- Shower Lights: 24V with stainless rim
- Pilothouse Chart Lights: (3) 12V red DC chart lights: (one at navigator's area, one at captain's desk and one at dash flat over stairs to main deck)
- Searchlight: (1) Carlisle Finch 200 Watt Xenon located on mast with dual controls
- Exterior Lighting: The Fore Deck, House sides, Aft Deck stair and Flybridge overhead lights are all controlled from the Pilothouse switch bank. The aft Deck lights are switched locally
- Navigation Lights: Perko
- Crestron: Lighting controls with switched and dimmed Crestron automation
- (2) Bow 100 amp shore feeds

- Shore cords outlets off port side bow

Engine Room

- Main Engines: Two MTU/DDC 16V2000 engines, rated at 2600 hp, four-station MDEC controls, integrated station selection and shifter control, MDEC synchronizer and underwater exhaust - 1575 hours
- Generators: (2) 65kW 1800 rpm, Northern Lights with compound mounts, sound shields, InSep (Internal water/exhaust separation/mufflers). Water temperature, oil pressure and hour meters are installed on main distribution panel in Crew Quarters. Both generators have remote start/stop in Pilothouse. PTO and hydraulic pump installed on both generators for full redundancy 3600 hrs./3700 hrs.
- Rudders: Cast urethane foil-shape rudders with stainless stocks; 7.6 sq. ft.
- Rudder Bearings/Seals: Fiberglass sleeves with PYI bearings, dripless seals and spare seals in carrier
- Propellers: 48" Michigan Nibral 5-blade custom wheels
- Shafts: 4-inch Aquamet 22-H.S.
- Shaft Log and Packing Glands: Shaft logs to be one piece fiberglass construction with PYI dripless packing gland with water crossover from engines. Shaft log will be bonded into hull
- Struts: Cast bronze of Vee design
- Steering: Jastram power steering with dual, engine-driven pumps, and four steering stations: Pilothouse, Flybridge, and Port and Starboard wing stations. Pilothouse and Flybridge Stations include RAI indicator, horn, start/stop buttons, and thruster controls. Wing stations include RAI indicator, start/stop buttons, and thruster controls
- Zinc Anode: are installed on hull at transom and secured on brass studs and tied to the bonding system, included are shaft and strut zincs
- Stabilizers: stabilization while underway is provided by a pair of fins located approximately amidships and powered hydraulically by an engine driven hydraulic pump. Control is by modern digital system located in the Pilothouse. Fins: Naiad Model #525, 12 sq. ft. fins, single station control, with oil level warning, unloading valve kits and dual pumps with gauge kits
- Paint Package: Bright white
- Cabinets: One storage cabinet on aft port bulkhead above workbench
- Engine Room Floor: Removable plywood floorboards with black tile vinyl floor covering
- Work Bench: Stainless steel work bench with 4" vise
- Door: Pacific Coast Marine watertight door
- Fire Suppression: Engine room has a FM200 fire suppression system with manual/automatic controls; also, additional fire suppression is located on the electrical distribution panel

- Bow Thruster: American Bow Thruster 16" 40HP hydraulic single prop with 4-station controls
- Stern Thruster

Swim Step

- Teak Decking: Teak over composite deck
- Hose Bibs: for wash-downs
- Pop-up Cleats: (2) at the guard port & starboard
- Hatch: Gasoline fueling station
- Sockets: for swim ladder
- Swim Ladder: folding handle, stainless
- Steps to Aft Deck: Located port and starboard with Teak covered steps and stainless handrails
- Capstans (2): Maxwell 3500lb. 24V DC
- Mooring Bits (2): One port, one starboard
- Access Door to Utility Room: Pacific Coast Marine watertight door
- Hand Rails: 1 ½" polished stainless
- Staple Rails: 2" polished stainless, removable
- (6) LED Underwater lights

Safety Equipment

- Life Raft: (2) 8-man Zodiac life rafts
- Life Preservers: (13) Coast Guard approved adult life preservers with water lights and (6) Coast Guard approved child life preservers with water lights
- Ring Buoys: (2) 24" diameter ring buoys secured on exterior of vessel
- Flares: Flare kit
- Bell: Musical Horn mount 3-direction speaker on hardtop
- Safety steps: Recessed into transom
- Fire Extinguisher: Dry chemical type – three 5lb., five 2 ½ lb.
- GPIRB: Northern Airborne Technology NA-S1520
- Medical Kit: Zee #155 with soft case

Remarks

"**Top Dog**" is the newest and most advanced 112 Westport on the market. Her Galley's skylight, Foredeck design enhancements, VIP Stateroom skylights, curved Salon door, extensive cabinetry upgrades, enhanced Crew Stateroom arrangement featuring 3 heads, and multiple upgrades throughout in the Master and Guests Staterooms ensure that there is not a nicer and better equipped example of a 112

available. Launched in May of 2014, "**Top Dog**" has been privately used and maintained by an excellent crew. Truly a pleasure to show and still shows as clean as she did when she was launched.

The first serious 112 prospective buyer to view this yacht will buy her.

Exclusions

"**TOP DOG**" is a registered name and does not convey. Exclusions to include but are not limited to owner's personal belongings two pieces of artwork Indian & Eagle. A detailed exclusions list will be provided at the time of sale, upon written request.

Исключения


При продаже яхты исключаются личные вещи владельца.

Отказ от ответственности

Компания предоставляет описание судна или яхты добросовестно, но не может гарантировать точность этой информации, а также не ручается за техническое состояние. Покупатель должен проинструктировать своих агентов или оценщиков исследовать представленную информацию более подробно, по собственному желанию. Продажа судна или яхты, изменение цены или снятие с продажи будет происходить без предварительного уведомления.

ФОТОГРАФИИ


Salon



Salon




Salon



Salon / Dining




Dining




Foyer



Day Head



Galley



Galley / Dinette



Pilothouse



Master Stateroom



Master Stateroom



Master Head



Master Head




VIP Stateroom



VIP Head



Companionway



General Arrangement



КОНТАКТЫ

Андрей Шестаков (Andrey Shestakov) – ведущий яхтенный брокер отдела продаж яхт и судов компании Shestakov Yacht Sales Inc. Официальный представитель Shestakov Yacht Sales Inc. для русскоговорящих клиентов в центральном офисе компании в Майами/Форт Лодердейл/Флорида/США.

Контактная информация

Email: **andrey@shestakovyachtsales.com**

Web: shestakovyachtsales.com

Телефоны

Краснодарский край: **+7(918)465-66-44**

США, Майами, Флорида: **+1(954)274-4435**

Время работы

Понедельник – Суббота: **9:00 - 21:00** EDT

Воскресенье: **Закрыто**

Адрес



Harbour Towne Marina, 850 NE 3rd St, STE 213, Dania, FL 33004