

SOUTHERN PEARL — SELENE



Builder: SELENE

Year Built: 2008

Model: Trawler

Price: PRICE ON APPLICATION

Location: United States

LOA: 62' 0" (18.90m)

Beam: 18' 8" (5.69m)

Min Draft: 6' 3" (1.91m)

Max Draft: 6' 5" (1.96m)

Cruise Speed: 10 Kts. (12 MPH)

Max Speed: 12 Kts. (14 MPH)

Our experienced yacht broker, Andrey Shestakov, will help you choose and buy a yacht that best suits your needs **Southern Pearl — SELENE** from **our catalogue**. Presently, at **Shestakov Yacht Sales Inc.**, we have a wide variety of yachts available on **our sale's list**. We also work in close contact with all the big **yacht manufacturers** from all over the world.

If you would like to buy a yacht **Southern Pearl — SELENE** or would like help answering any questions concerning purchasing, selling or chartering a yacht, please call **+1(954)274-4435**

TABLE OF CONTENTS

TABLE OF CONTENTS	2
SPECIFICATIONS	5
Overview	5
Basic Information	5
Dimensions	5
Speed, Capacities and Weight	6
Accommodations	6
Hull and Deck Information	6
Engine Information	6
DETAILED INFORMATION	7
Welcome Aboard	7
Boarding Southern Pearl	7
Salon	7
Galley	7
Pilothouse	8
Flybridge	8
Accommodations	8
Master Suite	9
VIP Stateroom	9
Guest Stateroom	9
Day Head / Guest Head	9
Hull and Decks	9
Engine and Mechanical Systems	10
Electrical Room	11
Lazarette	11
Mechanical Systems	11
Navigation and Communication Systems	11
Entertainment Electronics	12

Electrical Systems	12
Miscellaneous Significant Additions	12
Summary	12
Remarks	12
Exclusions	13
Exclusions	13
Disclaimer	13
PHOTOS	14
Cockpit	14
Swim Platform Stairs to Cockpit	14
Foredeck	14
Salon Looking Foward	14
Salon Looking Aft to Port	14
Formal Dining	14
Salon Aft to Starboard	14
Galley	14
Pilothouse Helm and Settee	15
Pilothouse Main Helm	15
Electrical Panel	15
Interior Access to Flybridge	15
Master Stateroom	15
Master Head	15
Master Stateroom	15
VIP Head	15
Engine Room	16
5-Bladed Prop	16
Southern Pearl	16
CONTACTS	17
Contact details	17

Telephones	17
Office hours	17
Address	17

SPECIFICATIONS

Overview

SOUTHERN PEARL is the essence of elegance yet has all the ocean-crossing capability, seaworthiness, and quality of workmanship for which Selene trawlers are famous. She is ready to go coastal, regional, or world-wide for her new owner.

- One owner since new
- 3,000 nm range
- 10 kt. Cruise
- Engine room access through transom and main salon
- Air conditioned engine room
- Large freezers in lazarette for long hauls
- Yacht Controller with hydraulic bow and stern thrusters
- Tub in master
- Icemaker in salon and flybridge
- Solid fiberglass hull below waterline

Basic Information

Category: Trawler

Model Year: 2008

Year Built: 2008

Country: United States

Vessel Top: Hardtop

Fly Bridge: Yes

Dimensions

LOA: 62' 0" (18.90m)

LWL: 58' 2" (17.73m)

LOD: 60' 10" (18.54m)

Beam: 18' 8" (5.69m)

Min Draft: 6' 3" (1.91m)

Max Draft: 6' 5" (1.96m)

Speed, Capacities and Weight

Cruise Speed: 10 Kts. (12 MPH)

Max Speed: 12 Kts. (14 MPH)

Displacement: 143000 Pounds

Water Capacity: 265 Gallons

Holding Tank: 230 Gallons

Fuel Capacity: 1300 Gallons

Accommodations

Total Cabins: 3

Total Berths: 6

Total Heads: 3

Hull and Deck Information

Hull Material: Fiberglass

Hull Finish: Fiberglass

Engine Information

Engines: 1

Manufacturer: John Deere

Model: 6125AFM M5

Engine Type: Inboard

Fuel Type: Diesel

DETAILED INFORMATION

Welcome Aboard

Southern Pearl is an exceptional yacht, thoughtfully equipped. With graceful and classic lines that characterize all Selenes. Built to CE Category A standards, the yacht is strong and seaworthy. A commanding 270 degree view from pilothouse centers the dual navigation systems, provides a Stidd helm seat for the captain, and a curved settee for passengers and crew to enjoy the voyage. Within the pilothouse is a gourmet galley. Three staterooms including a full-width master and each with its own head provides gracious accommodations for owner, family, and guests. The flybridge is enormous and provides a social center as well as an efficient command position.

Boarding Southern Pearl

The yacht is boarded from side gates into the cockpit both port and starboard, from the swim platform through two gates, or onto the Portuguese bridge via a high gate on the starboard side. This is especially helpful with tied on a fixed dock. From the cockpit, entry is made via a Dutch door into the salon. The pilothouse may be entered directly via Dutch doors on both the port and starboard side. A graceful, curved stairway leads from the cockpit directly to the flybridge.

Salon

The salon is entered from the cockpit through a Diamond Seaglaze dutch door. To starboard is a large L-shaped settee centered around a hi/lo teak table-perfect for dinner for two, or opened to host cocktails and entertaining - the table adjusts to your needs. To port, two leather recliners expand the seating capacity of the salon. Recessed on the portside cabinetry is a 40" LCD TV. A full electronics suite including satellite TV, satellite radio, surround-sound, DVD, and AM/FM/CD systems are housed in cabinetry adjacent. Forward is the formal dining area with custom table seating for eight plus cabinets for china and crystal.

Galley

The gourmet galley will make meal preparations a delight. The significant beam of the Selene 62 makes it possible for spacious granite work areas, a Force 10 five-burner propane stove cooktop, Bosch dishwasher and compactor, SubZero refrigerator with two freezer drawers, and GE Profile convection/microwave oven.

- Two additional freezer drawers are located in the lazarette for longer-term

purposes.

Storage space is extensive both above and beneath the counters.

Pilothouse

Forward of the galley is the pilothouse. It is the center of activity for command and control. It is also a social center, and a relaxing place from which to appreciate the boating life style while on the hook or in port. Port and starboard are Diamond Seaglaze dutch doors for access to the forward and side deck. Stidd helm chair is centered to provide the captain access to all systems for navigation, communication, and operation of the yacht. Dual Furuno navigation systems, Simrad autopilots and VHF radios in addition to the additional electronics systems provide both redundancy and flexibility in route planning and execution. Open-stair companionway leads from the pilothouse to the flybridge. A full suite of electronics is described in the Navigation and Communications Equipment section below.

Flybridge

- Additional Raritan icemaker and refrigerator are located on the flybridge as well.

Access to the bridge is gained via inside companionway from the pilothouse, or by a gracious but practical circular stairway from the cockpit. A full beam hardtop provides protection over the entire helm, cabinetry, and seating areas. It supports mast that mounts VHF and SSB antennas, radar antennas, satellite TV, VSAT, AIS and multiple GPS antennas. The helm has Selene ladderback chairs, commands a 360 view of everything going on around the ship. A Fusion sound system provides ample choices for music while on the flybridge. The flybridge also has a dedicated air conditioner. A large u-shaped settee with a pedestal mounted table offers seating for 5-6 in addition to the helm chairs. A stainless steel Electri-Chef 230 volt electric grill is mounted port side with a fresh water sink. A refrigerator for cold refreshments is also built in. Lots of storage is beneath the seats. Custom covers protect the helm seats and settee when not in use. A 1750 lb Steelhead davit easily launches the 13' Boston Whaler with its 40hp Yamaha four stroke engine (new 2015). When the tender is launched the tender chocks can be removed and docked next to the starboard railing to open up the back deck for sunning and/or entertaining. The tender is itself equipped with a VHF radio, Garmin chart plotter/ sounder, lighting, ground tackle and two fuel tanks.

Accommodations

Southern Pearl's accommodations are accessed via circular staircase leading down from the pilothouse. They include the Master Stateroom with en suite head and library,

VIP Stateroom, VIP/Day head, and a third stateroom with twin berths. A third head is accessible from the hallway. The master is also accessed by a private companionway leading down from the salon. All hanging lockers mechanically lock, are cedar-lined, and illuminate upon opening. Drawers throughout the yacht operate smoothly on roller bearing slides and also mechanically lock. Access to ships tanks, sumps, and such is from the sole of both staterooms and the hallway.

Master Suite

SOUTHERN PEARL features a full-width master located amidships. Central is a king-size berth with cabinetry on each side. On the port side are hanging lockers and drawers for storage. AV components for the flush mounted flat screen TV w/DVD player on the forward bulkhead. To starboard is a library comprised of lockers and drawers on both sides. Just aft is another hanging locker for storage. The master head is forward to port. The shower is oversize. Outboard to starboard is a vanity with the sink built in and storage below and to each side.

VIP Stateroom

Forward is the VIP stateroom with walk-around queen berth. Port and starboard includes cedar-lined hanging lockers, lots of shelving for books and such, drawers and 8 smaller lockers for more storage. A flush-mounted flat-screen TV w/DVD player is recessed into the aft bulkhead. Within the VIP stateroom is a private head including a head, sink, and shower.

Guest Stateroom

Between the master suite and the VIP stateroom to port is a third cabin to accommodate two guests on twin beds. Plenty of room to walk around, plenty of storage, and no bunks to have to navigate. A flat-screen TV is flush mounted on the forward bulkhead w/DVD player recessed in port side cabinetry.

Day Head / Guest Head

Forward of the guest stateroom is a fully equipped day head to also serve guests in the third stateroom. It includes a head, sink, and shower.

Hull and Decks

The hull is strong and solid, spanning up to fifteen laminates. The outermost four

laminations are impregnated with vinylester resin to minimize any chances of water intrusion into the layup. A Bulbous Bow and swim platform are molded integral to the hull. Above the waterline Divinicell closed core laminations provide strength without the weight of a solid layup. • Solid fiberglass The foredeck is massive. It houses the anchor pulpit with a Maxwell 3500 hydraulic windlass. Large scuppers are existent on all decks including the foredeck, side decks, and cockpit. All cleats throughout the yacht are recessed into the bulwarks for convenience and safety. No such hardware is mounted on decks to catch an unsuspecting toe. Ground tackle includes an 80kg Manson spade with 450' of 1/2" chain. In addition an 80kg plow type, also with 450' of 1/2" HT chain. Additional ground tackle on board include an 80 kg Sampson, F-85 Fortress, 100' of 1/2" chain, four 1" X 250' double braided nylon lines in addition to chains and hardware for storms. Within the protective Portuguese bridge are storage compartments for fenders, lines, dive gear, and other such things most boaters accumulate. Deck inventory includes ample fenders and lines.

Engine and Mechanical Systems

Engine access from the aft port corner of the salon, stairs lead below. At the bottom, the standing headroom engine room is to the left and forward. It is entered via a watertight door. To the right and aft is the lazarette and electric room. * Engine Room / Lazarette entered via a watertight door from the swim platform A ladder down from the dining area provides a third access to the space. The engine room provides 6/6" headroom. A single John Deere 6125AFN 525 hp engine drives the vessel. The electronic common rail engine is the standard. It is driven by electronic controls at both the PH and FB. In addition Southern Pearl is equipped with a Yacht Controller which can operate gears, throttle, and thrusters from any location. This system effectively provides wing stations as well as unlimited points of control from anywhere aboard the yacht. The engine drives a 3" S/S shaft thru a PYI dripless shaft seal to the Faster NiAlBral 5-bladed prop. The shaft is equipped with an Amartech line cutter. The transmission is Twin Disc. A Keypower hydraulic get-home system is driven by a PTO on the 32kW Kohler generator. The engine and generator hydraulic systems are connected utilizing hydraulic suppressors to eliminate pulsing and vibration. Standard equipment in the engine room includes dual Racor filters for the main engine and each genset, an ESI fuel polishing system, a Reverso oil changing system, proper fuel manifolds to manage supply and return lines for the main engine, transmission and two gensets. S/S industrial grade sight gauges with magnetic chips rising instantly show the tank load The entire engine room is protected with 3" of Soundown multi-layered insulation. Underway, engine noise cannot be detected on the bridge; at anchor, generator sound can be if one really listens for it, otherwise it fades to the background. The Village Marine 1200 GPD water-maker is located to port upon entering the engine room next to the SS sea chest, hot water heater and one of the 24 volt house battery banks. The ER is also air conditioned to provide a comfortable working environment when at dock or anchor. A generous tool box and work bench

help keep items organized. * Air conditioning in engine room

Electrical Room

A separate electrical room is located in the lazarette on the port side. It houses the extensive bank of Mastervolt battery chargers, inverters, and related electrical switching equipment. The electrical room houses a dedicated AC air handler as well as Fireboy fire protection.

Lazarette

The standing headroom lazarette is entered from the stairs from the salon, or via a watertight door connecting it to the swim platform. Significant built-in cabinetry accommodates storage of a variety of gear. Also within the lazarette are located: • Full sized Asko washer and dryer • Laundry sink • Sub-Zero freezer drawers (2) • Access to battery banks, Main disconnects and hydraulic steering

Mechanical Systems

The yacht's mechanical systems: • Keypower 12 sf. Stabilizers • Keypower 35 hp hydraulic bow thruster • Keypower 25 hp hydraulic stern thruster • Keypower hydraulic get-home • Keypower hydraulic emergency engine room bilge and fire-fighting system • Maxwell 3500 hydraulic windlass with remote • (2) Maxwell VC1000 capstans located at the stern • Steelhead hydraulic 1750# davit on flybridge • Cruise Air chilled water (3X 33,000 BTU soft start compressors) HVAC • Sealand VacuFlush heads • Village 1200 gpd watermaker in engine room • Dual Johnson FW pumps • Fire boy engine room fire protection system with automatic fire dampers

Navigation and Communication Systems

• Furuno Navnet Times Zero software • Two color Furuno 12" Navnet displays at each helm • Furuno FA-150 AIS (SOLAS) • 4' open array 6kW 64-mile radar • 3.5' open array 4kW 48-mile radar • 600 watt col • Furuno RD30 depth, wind, temp repeaters in PH, on FB, and in MSR • Interphase forward-looking sonar • Airmar PB-150 weather station • FLIR M 625 XP (new October 2016) • Three ICOM with command mics, hailer, intercom, including in MSR • SSB: ICOM M802 in PH • Yacht Controller system • John Deere Helm View engine monitoring • Two Simrad AP50 autopilot • Furuno SC-30 satellite compass • Furuno PB-500 steering compass

Entertainment Electronics

While the stateroom has their own satellite TVs, the salon is the center of AV management. Included are surround sound, DVD players, CD/AM/FM stereo. Also included are: • AXIS CCTV system with 5 cameras. 15" displays at each helm • KVH V-7 satellite antenna with four DirecTV receivers • KVH SAT V-7 satellite data and phone system • Cellular repeater • Wave Wi-Fi • NMEA 0183 and 2000 backbone

Electrical Systems

Southern Pearl is equipped for 12vdc, 24vdc, 230vac, and 115vac electrical loads. Her systems are very well designed, documented as-built, and laid out with precision. Here are some of the major components: • Batteries are all AGM and include separate banks for house (3000AH), engine start, genset start • 32kW soft mount Kohler generator with PTO driven hydraulic pump • 16kW Kohler generator • Keypower hydraulic 335 amp 24vcharger • Two Charles 50 amp isolation transformers • Two Charles 50 amp boosters • Two Mastervolt MASS COMBI 24/4000charger/ 120 volt inverters • One Mastervolt 24/1500 with three Mass Power Modules 500 (15kW) 230 volt inverter • Two Mastervolt Mass 24/100 house battery chargers • One Mastervolt Mass 24/100 Engine/generator battery charger • Mastervolt Masterview remote control station at main electrical panel • Marinco shore power • AC/DC Control Panel with breakers, digital meters, indicators • Separate DC electrical panel for helm electronics • LED interior and exterior lights • Cablemaster at stern • Two 50' 50A 3 wire shore power cables • Miscellaneous electrical connectors

Miscellaneous Significant Additions

The inventory on Southern Pearl is extensive. Most gear aboard conveys with the yacht. A detailed list of any exclusions will be made available. Here is some of the equipment aboard: • Chelsea Clock and Barometer • Carlisle and Fitch 12" spot light • First Responder Medical Kit • AED • 6-man Switlik life raft • Bellingham bell • Custom aluminum swim platform ladder

Summary

Southern Pearl is a yacht of distinction, equipped with no quarter given, and fastidiously maintained. Extensive additional materials including CAD drawings of systems as built, a gallery of photos, etc., are available upon request. She may be seen by appointment.

Remarks

Shortly after owners took delivery of the SOUTHERN PEARL in 2009, they experienced a small fire behind the generator on port side. Full repair improvements were well documented. Since 2009 the owners enjoyed thousands of nautical miles of cruising without incident.

Exclusions

Owner's personal property

Exclusions


Owner's personal belongings.

Disclaimer


The Company offers the details of this vessel or yacht in good faith but cannot guarantee or warrant the accuracy of this information nor warrant the condition of the vessel. A buyer should instruct his representatives, agents, or his surveyors, to investigate such details as the buyer desires validated. This vessel or yacht is offered subject to prior sale, price change, or withdrawal without notice.

PHOTOS

Cockpit




Swim Platform Stairs to Cockpit




Foredeck




Salon Looking Foward



Salon Looking Aft to Port



Formal Dining



Salon Aft to Starboard



Galley



Pilothouse Helm and Settee



Pilothouse Main Helm



Electrical Panel



Interior Access to Flybridge



Master Stateroom



Master Head



Master Stateroom



VIP Head




Engine Room



5-Bladed Prop



Southern Pearl



CONTACTS

Andrey Shestakov, leading yacht broker of the sales department of Shestakov Yacht Sales Inc. Shestakov Yacht Sales Inc., the official representative of the Miami/Fort Lauderdale FL headquarters.

Contact details

Email: **andrey@shestakovyachtsales.com**

Web: shestakovyachtsales.com/en/

Telephones

USA: **+1(954)274-4435**

Office hours

Monday – Saturday: **9:00 - 21:00** EDT

Sunday: **closed**

Address



Harbour Towne Marina, 850 NE 3rd St, STE 213, Dania, FL 33004