

OUR TRADE — BENETEAU



Builder: BENETEAU

Year Built: 2011

Model: Trawler

Price: PRICE ON APPLICATION

Location: United States

LOA: 52' 0" (15.85m)

Beam: 16' 1" (4.90m)

Max Draft: 3' 11" (1.19m)

Cruise Speed: 18 Kts. (21 MPH)

Max Speed: 24 Kts. (28 MPH)

Our experienced yacht broker, Andrey Shestakov, will help you choose and buy a yacht that best suits your needs **Our Trade — BENETEAU** from **our catalogue**. Presently, at **Shestakov Yacht Sales Inc.**, we have a wide variety of yachts available on **our sale's list**. We also work in close contact with all the big **yacht manufacturers** from all over the world.

If you would like to buy a yacht **Our Trade — BENETEAU** or would like help answering any questions concerning purchasing, selling or chartering a yacht, please call **+1(954)274-4435**

TABLE OF CONTENTS

TABLE OF CONTENTS	2
SPECIFICATIONS	4
Overview	4
Basic Information	8
Dimensions	8
Speed, Capacities and Weight	8
Accommodations	8
Hull and Deck Information	8
Engine Information	9
PHOTOS	10
Profile	10
Flybridge	10
Helm	10
Table	10
Master Stateroom	10
Stairs	10
Stateroom	10
Head	10
Stateroom	11
Stateroom	11
TV	11
Stateroom	11
Stateroom	11
Helm	12
Helm	12
Captains Chair	12
Seating	12
Engine Hours	13

Engine Hours	13
Galley	13
Galley	13
Galley	13
Galley	13
Seating	14
Salon	14
Salon	14
Tender	14
Flybridge	15
Helm	15
Table	15
CONTACTS	18
Contact details	18
Telephones	18
Office hours	18
Address	18

SPECIFICATIONS

Overview

2011 Beneteau Swift Trawler 52

2nd Owner, Fully Loaded, Loop Ready 850 Hours on Twin Volvo D9-575's Serviced 50 hours ago \$5,000 Hull & Interior Detail performed January 2016 Motivated 2 boat owner

The Swift Trawler 52 is a stunning combination of everything that contributes to the joy of cruising with the comfort and performance of a larger pilothouse motor yacht. Truly the top of its class, the new Beneteau ST52 outshines the competition in every category.

Powered by twin Volvo 575 HP diesels, she will cruise effortlessly at 18 knots with a top speed of 24 knots (WOT). At wide open throttle, the ST52 burns only 2 gallons per mile -- amazing fuel efficiency, made possible by her brilliantly engineered hull design, which boasts maximum stability and an impressively comfortable ride even in rough conditions.

Style? She has plenty of it, from her elegant European fit and finish to her light and spacious living areas including a breathtaking full beam master suite with double ports just above waterline.

- Bow & Stern Thrusters • Wireless Yacht Controller • Custom Teak Cockpit/Bridge Tables with Corian Inlay • Satellite TV • Satellite Weather • Raymarine E120's & Raymarine Autopilot w/ Wireless Remote • 2012 Walker Bay Genesis Console 340 Tender • 2012 30HP Honda 4 Stroke • UMT Davit (1,000lb) w/ S.S. Wire Rope Lift • Raymarine Twin Camera System • Hinged Arch (Great Loop Necessity) • Full Custom Aft Enclosure & Flybridge Enclosure • Custom Exterior Upholstery & Covers • Custom Master Stateroom Queen Mattress

Cockpit

- Self-bailing cockpit • 2 Alleyway doors to protect cockpit from wind and spray • Stainless steel stanchion on flybridge • L-shaped cockpit bench seat decked in solid wood • PVC Woven Beige upholstery • Large cockpit locker with companionway ladder for access to lazarette, and engine room • Outside ladder for access to flying bridge (secondary access - solid wood steps and twin stainless steel handrail) • 220 V 50 Ah shore supply with 20 m / 65'7" cable • Access door to aft swim deck • Solid wood decked swimming platform with stainless steel area guards and handles to fasten dinghy • Retractable ladder in swimming platform with solid wood steps and stainless steel handrails • 4 Tallon marine receivers

DECK

- Composition: Sandwich (Polyester resin - Glass fiber / Balsa core) • White gelcoat • Diamond tip type non-slip covering • Structural hull counter moulding in monolithic laminate

DECK EQUIPMENT

- Plain solid wood bulwark • Port and starboard gangway doors for shore access • Hatch under starboard gangway door for access to fuel and water fillers • Seawater deck wash pumps (2 outlets) • Anchor platform with stainless steel frame and solid wood boards • Bow fitting with twin roller • Remote control in mooring locker + windlass control from wheelhouse and flybridge steering stations • 2 Mooring lockers • 2 Stainless steel fairleads • 2 Stainless steel mooring bollard on foredeck • 4 Stainless steel mooring cleats (2 amidships - 2 aft) • Bench on foredeck with 2 lockers for storing fenders and mooring ropes

SAFETY ON DECK

- Stainless steel 2 level pulpit with stainless steel guardrails at rear of deck • Access to foredeck through door in Portuguese bridge • Stainless steel guardrail on the front of wheelhouse windscreen for safety on Portuguese bridge • Cockpit pulpit in stainless steel and solid wood • On flybridge: Stainless steel pulpit completely surrounding aft of flying bridge with stainless steel guardrails on snap shackles to facilitate launching of dinghy and life raft

Salon

- Aft 2-leaved sliding door window with curtains and stainless steel frame • Sliding, opening side windows with blinds and stainless steel frame • U-shaped bench seat with cushions and backrests • Storage under bench seats • Varnished wood salon table, electrically adjustable height • 2 Removable armchairs • Bar unit with storage and encased 32" LED TV • Storage cupboard with drawer and cubbyholes • Leather covered stainless steel handrail on ceiling

Galley (Port Side U-Shaped)

- Sliding window with blind in front of sink • Resin worktop with stainless steel 2 basin sink, washing up drainer and bin access • Mixer tap with hot/cold water under pressure • 175 liter refrigerator + 45L freezer fitted into wooden cupboard to starboard • Electric stove with saucepan brackets • Microwave Oven • Trash locker accessed from alleyway • Extractor hood fan • Built-in dishwasher • Plentiful storage with cubbyholes and cutlery drawer • Suspended shelf above worktop between galley and saloon • Spotlights LED • Wheelhouse access step with leather covered stainless steel handrail

Pilothouse Helm Station

• Raised steering station • Grey-tinted glass windscreen with 3 speed de-misting system • Stainless steel windshield wipers with washer • 2 Sliding doors for access to catwalks • 2 Windows with blinds fitted to either side of wheelhouse • Inside access stairs to flying bridge with varnished wood handrail • Lewmar® T44 opening hatch in wheelhouse ceiling • 3-way Electrically adjustable Bezenzoni® pilot armchair with retractable footrest - Leather cushions Beige • Leather covered steering wheel in stainless steel • Hydraulic assisted steering • Ergonomic steering console, space for navigation electronics • 2 Raymarine® E120s, Raymarine Autopilot, Raymarine Wind Instrument and engine instruments, engine repeaters with rev counters, pressure and temperature indicators, fuel gauges... • Tiller angle indicator • Lenco Trim Tabs • Electric engine control levers • Steering compass • Functional controls: Wiper, Demister, Fog horn, Navigation lights, Anchoring, • Bow & Stern Thrusters • Windlass • 220 V socket to starboard • 12V socket • Wide copilot bench seat with wooden shelf, stainless steel handrail and footrest, large storage space under bench • Chart table to port, with drawer and storage space, reading spotlight, 220 V socket • Electrical panel 24 V and 220 V • CD/MP3, USB, AUX. radio with 2 loudspeakers in wheelhouse and 4 waterproof speakers outside (2 in the cockpit - 2 on flybridge) • Companionway stairs to cabins and washroom with leather covered stainless steel handrail • Extensive space under steering station with windshield washer tank and access to all control panel connections, ceiling lighting

Accommodations

OWNER CABIN (CENTERED AMIDSHIPS)

• 2 Large fixed panoramic hull portholes with fitted opening portlights and curtains • Large central bed with lathed bedbase and marine mattress • Background lighting with brightness adjustment and bedside lamps • Storage: Cubby hole lockers, large hanging locker with built in safe, drawers • Mirror • Leather covered stainless steel handrail • Desk and seating to starboard • Access door to private bathroom • 220 V socket

VIP CABIN (FORWARD)

• Large Center Bed • Marine mattress • Storage, Hanging locker, Drawers • Lighting and reading spotlights • 1 Opening hatch Lewmar® T44 • 2 Opening hull portholes with curtains • Bedstead mirror

GUEST CABINS (TO PORT)

• 2 large individual bunks • Marine mattress • Hanging locker, Storage space and reading lamps • 2 Opening hull portholes with curtains

Flybridge

• Inside stairs to flying bridge from wheelhouse • Sliding hatch cover in grey-tinted PMMA, foldaway solid wood doors with fastening and blocking system • Grey tinted

windscreen in PMMA • Steering console with: Raymarine E120, Raymarine Autopilot, Steering compass, Steering wheel, Electric engine controls, tiller angle indicator, Rev counter, Fuel gauges, 12 V socket, Controls for bow and stern thruster, windlass, flaps, lighting, navigation lights and foghorn • Adjustable, swivel Besenzoni® pilot seat with armrests • Custom Teak Table with Corian Inlay • U-shaped bench seat with storage lockers • Cloth cushions and backrests PVC Woven Beige • Stainless steel handrail • Console cover Fly + Seat of Fly • Worktop with sink and hot and cold water mixer tap under pressure • Refrigerator • Storage space • Electric Grill • Polyester hoop bar with fitted spotlights and loudspeakers • Supports aerials, radar and bimini top • Quarterdeck for storing dinghy or for use as terrace / Sun deck • UMT Davit • Fixing plates for dinghy • 13' Walker Bay Tender with 30 HP Yamaha • Companionway hatch in PMMA for direct access to cockpit with stainless steel stairs and solid wood steps • Space for life raft with stainless steel fixing bolt plates • Flag pole bracket on starboard aft pulpit • Hinged Radar Arch for easy lowering on the Loop

Engine Room

- VOLVO® D9 575s • Foam soundproofing in engine compartment • Side air intakes • 2 Electric engine hold ventilators • Stainless steel shaft lines with end anodes • Fuel tanks: 2 x 528 US Gal with interconnection • 4 blade propellers • Access door to engine compartment in cockpit bay • Extinguishers in engine hold with remote controls • Inert gas system for engine protection • Ceiling lighting • Central batteries under aluminium floor • Onan Generator

Electrical

- Electrical panel 24 V / 220 V • Electrical battery switches • 220 V V shore supply with 20 m / 65'7" cable • 220 V sockets in saloon, galley, wheelhouse and cabins • Battery charger 60 Ah • Inverter 12V/ 24V • 12 V sockets on flying bridge and in wheelhouse • 4 Engine batteries 75 Ah (Gel batteries) • 4 Service batteries 140Ah and 4 batteries 75Ah (gel) dedicated to thrusters • Bow and stern thrusters: MaxPower® 160 kg / 353 lbs thrust, tunnel diameter 250mm / 10" • Lofran Falkon® 1 500 W Electric windlass (1 600 kg / 3,526 lbs peel) • Electric trim tabs Lenco® • Navigation lights in stainless steel • Mooring light • 3 Electric windscreen wipers • 2 Automatic electric bilge pumps • 2 Engine hold ventilators • Electric water heater on shore supply or on engine exchanger • Inside lighting, cockpit, alleyways and flying bridge • Light dimmers in saloon, cockpit, alleyways, wheelhouse and master cabin • Generator: 1 Starter battery 110Ah and battery charger 25Ah • Electric Bezenzoni® armchair in wheelhouse

Head Compartments

- Shower cubicle completely counter moulded with opaque plexiglass door • Fitted seating, decked in solid wood • Opening hull porthole and mechanical ventilation • Waste water drained by gravity to buffer tank (50 l / 13 US Gal) • Electric Vacu-flush toilet with sewage tank in cockpit • Opening hull porthole • Mixer tap with hot/cold water under pressure • Mirror • Toilet accessory rack

Basic Information

Category: Trawler

Model Year: 2011

Year Built: 2011

Country: United States

Registration #: 1257563

Dimensions

LOA: 52' 0" (15.85m)

Beam: 16' 1" (4.90m)

Max Draft: 3' 11" (1.19m)

Speed, Capacities and Weight

Cruise Speed: 18 Kts. (21 MPH)

Max Speed: 24 Kts. (28 MPH)

Displacement: 44080 Pounds

Water Capacity: 211 Gallons

Holding Tank: 60 Gallons

Fuel Capacity: 1057 Gallons

Accommodations

Total Cabins: 3

Total Heads: 2

Hull and Deck Information

Hull Material: Fiberglass

Engine Information

Engines: 2

Manufacturer: Volvo

Model: D9-575

Engine Type: Inboard

Fuel Type: Diesel

PHOTOS

Profile



Flybridge



Helm



Table



Master Stateroom



Stairs



Stateroom



Head



Stateroom



Stateroom





TV







Stateroom




Stateroom




Helm





Helm



Captains Chair



Seating



Engine Hours

Engine Hours



Galley

Galley


Galley

Galley





Seating



Salon



Salon



Tender







Flybridge



Helm



Table







CONTACTS

Andrey Shestakov, leading yacht broker of the sales department of Shestakov Yacht Sales Inc. Shestakov Yacht Sales Inc., the official representative of the Miami/Fort Lauderdale FL headquarters.

Contact details

Email: **andrey@shestakovyachtsales.com**

Web: shestakovyachtsales.com/en/

Telephones

USA: **+1(954)274-4435**

Office hours

Monday – Saturday: **9:00 - 21:00** EDT

Sunday: **closed**

Address



Harbour Towne Marina, 850 NE 3rd St, STE 213, Dania, FL 33004