

NINA — PRINCESS YACHTS



Builder: PRINCESS YACHTS

Year Built: 2015

Model: Motor Yacht

Price: PRICE ON APPLICATION

Location: Italy

LOA: 83' 8" (25.50m)

Beam: 18' 10" (5.74m)

Min Draft: 5' 9" (1.75m)

Max Draft: 5' 9" (1.75m)

Our experienced yacht broker, Andrey Shestakov, will help you choose and buy a yacht that best suits your needs **Nina — PRINCESS YACHTS** from **our catalogue**. Presently, at **Shestakov Yacht Sales Inc.**, we have a wide variety of yachts available on **our sale's list**. We also work in close contact with all the big **yacht manufacturers** from all over the world.

If you would like to buy a yacht **Nina — PRINCESS YACHTS** or would like help answering any questions concerning purchasing, selling or chartering a yacht, please call **+1(954)274-4435**

TABLE OF CONTENTS

TABLE OF CONTENTS	2
SPECIFICATIONS	3
Overview	3
Basic Information	6
Dimensions	6
Speed, Capacities and Weight	6
Accommodations	6
Hull and Deck Information	6
Engine Information	7
PHOTOS	8
CONTACTS	14
Contact details	14
Telephones	14
Office hours	14
Address	14

SPECIFICATIONS

Overview

Nina is an immaculate 82 with hard top and jacuzzi on fly.

Ready to take offers and evaluate part exchanges.

One owner from new, already upgraded on a larger vessel, she's built with a 4 cabins + daily toilet layout.

Turnkey conditions; delivered polished, serviced and antifouled.

SPECIFICATION

Length:	25,5 mt
Beam:	5,74 mt
Draft:	1,75 mt
Hull Material:	Fiberglass
Fuel Capacity:	6442 lt
Water Capacity:	1386 lt
Flag:	ITALY
Location:	TYRRENIAN SEA
Year:	2015

ENGINE

Brand:	CATERPILLAR
Model:	C32 A
Power:	2 x 1825 HP
Engine hours:	-
Trasmission:	SHAFT DRIVE
Fuel:	Diesel

DESCRIPTION

Third station controls in cockpit including engine & thruster controls - L Shaped sofa in the saloon incl. Side table aft end 2 loose chairs at the aft end on port side - Hydraulic system consisting of separate engine driven hydraulic pumps on each engine with cross connections allowing any system to be supplied with hydraulic power from either engine, includes hydraulic windlass and 300 KgF Hydraulic bowthruster with proportional speed control in place of standard - Hydraulic Sternthruster 300 KgF - TRAC Star 7.5X fin stabilizer system with inline Parker silencer - This system is designed to provide roll control at speeds above 12 knots as well as zero speed stabilisation - Bow and stern thrusters feature fully proportional speed control. When the main engines are turned off the

hydraulics are powered by an electric motor for which the standard generator is suitable. An electro hydraulic motor is fitted as an alternative power source when the engines are stopped - White hull - Flybridge helmconsole in white - Inside helm seat with arm rests on both sides - Walnut interior wood gloss finish (galley & wheelhouse floors in walnut) - Saloon & dining area floors to be in planked walnut wood with loose carpet rug in aft saloon area (wood type same as galley & wheelhouse) - Electrical up/down bulkhead behind helm position - Optional Day Head on the starboard side adjacent to galley - Big closet in the lower companion way to be used as storage - Port stateroom to have additional fold-down (pullman) berth on inboard side - Flybridge GRP hardtop featuring electric opening section in soft fabric (incl. Lighting) - Spa bath on flybridge (includes increased calorifer and water pump capacity) - Dinghy chocks on bathing platform - Continental 220V/240V sockets - Preparation for later fitting of flybridge crane - Ice maker fitted in flybridge wetbar (in addition to std. Ice maker in saloon bar area) - Lava brick bbq on flybridge - Heated towel rail in bathroom (forward cabin, ownerscabin is standard) Cockpit - Waterproof speakers linked to the flybridge audio system, with separate local control - Foredeck seating walk-through area - Waterproof speakers linked to the flybridge - Audio system, with local control - Raymarine E165 (15,4") multifunction brilliant colour display with 2 screens at lower helm and 2 screens at upper helm (ie 4 screens in all) in place of standard 3 x 12.1" screens. - European version plotter charts - Raymarine AIS class B transponder interfaced with chartplotter & with 8ft (2.4m) aerial - All exterior covers are dark gray in place of standard white PVC - Grey ropes in place of standard blue - All outside upholstery : Main colour : MET LAUPE, seating upstand : MET CARBON, piping and stitching in : MET ICE - All bathroom worktops in Emperador dark marble - All bathroom floors in hauteville limestone - Mosaic tiles in smokey ridge at port and starboard bathroom - Galley worktop in Black amethyst - Lillie wall lights in the Master Cabin (Burnt silver with 5" cylinder tall shades) - Supply and fit 2x saloon light at left and right to the sofa to starboard. GLB 27 gourd lamp black with 15" Bajan Fez shades x 2 in Ghost - Silk linen - Set of mosquito screens for all opening portlights - White double stitching the plan blankets - White wood venetian blinds in saloon, dinette, upper lobby all cabins coffee table with stainless steel legs (SAM 999 upholstery) V72 style - Dinette sideboard doors on starboard side in SAM 999 upholstery + stitched - Saloon starboard side table tops in SAM 999 upholstery - Interior scatter cushions - Exterior scatter cushions - Waterline in dark grey - 1Kg Hull/superstructure gelcoat - Spare set of anodes (hull, bow/stern thruster and hydraulic platform, TRAC fins) - Fill craft with fuel (6.442 liters) - Supply 5 litre container of engine oil - Swissvax behandelings white - Afleverkosten in Nederland/Belgie.

We can not guarantee the correctness of given information or be liable of any inaccuracy or warrant the condition of yachts

Basic Information

Category: Motor Yacht

Model Year: 2015

Year Built: 2015

Country: Italy

Fly Bridge: Yes

Dimensions

LOA: 83' 8" (25.50m)

Beam: 18' 10" (5.74m)

Min Draft: 5' 9" (1.75m)

Max Draft: 5' 9" (1.75m)

Speed, Capacities and Weight

Water Capacity: 366.142464072
Gallons

Fuel Capacity: 1701.796358984
Gallons

Accommodations

Total Cabins: 4

Total Berths: 8

Total Heads: 4

Hull and Deck Information

Hull Material: Fiberglass

Engine Information







Engines: 2

Manufacturer: Caterpillar

Model: C32 A

Fuel Type: Diesel

PHOTOS



















CONTACTS

Andrey Shestakov, leading yacht broker of the sales department of Shestakov Yacht Sales Inc. Shestakov Yacht Sales Inc., the official representative of the Miami/Fort Lauderdale FL headquarters.

Contact details

Email: **andrey@shestakovyachtsales.com**

Web: shestakovyachtsales.com/en/

Telephones

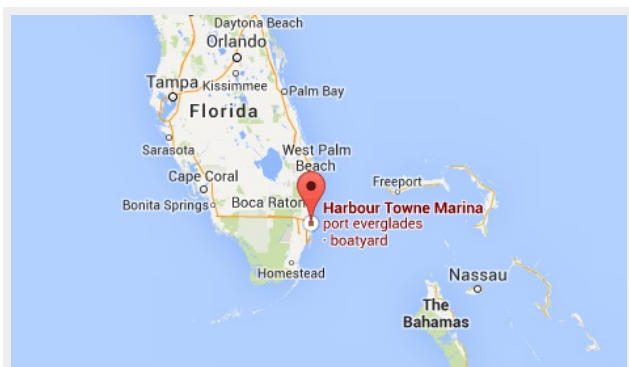
USA: **+1(954)274-4435**

Office hours

Monday – Saturday: **9:00 - 21:00** EDT

Sunday: **closed**

Address



Harbour Towne Marina, 850 NE 3rd St, STE 213, Dania, FL 33004