

LADY JANE — INTREPID POWERBOATS INC.



Builder: INTREPID POWERBOATS INC.

Year Built: 2015

Model: Sport Fisherman

Price: PRICE ON APPLICATION

Location: United States

LOA: 43' 0" (13.11m)

Beam: 12' 8" (3.86m)

Min Draft: 2' 6" (0.76m)

Cruise Speed: 37 Kts. (43 MPH)

Max Speed: 45 Kts. (52 MPH)

Our experienced yacht broker, Andrey Shestakov, will help you choose and buy a yacht that best suits your needs **LADY JANE — INTREPID POWERBOATS INC.** from our catalogue. Presently, at **Shestakov Yacht Sales Inc.**, we have a wide variety of yachts available on our sale's list. We also work in close contact with all the big yacht manufacturers from all over the world.

If you would like to buy a yacht **LADY JANE — INTREPID POWERBOATS INC.** or would like help answering any questions concerning purchasing, selling or chartering a yacht, please call **+1(954)274-4435**

TABLE OF CONTENTS

TABLE OF CONTENTS	2
SPECIFICATIONS	5
Overview	5
Basic Information	5
Dimensions	5
Speed, Capacities and Weight	5
Accommodations	5
Hull and Deck Information	6
Engine Information	6
DETAILED INFORMATION	7
Interior	7
Electronics and Navigation	7
Hull and Deck	8
Fishing Equipment & Cockpit	9
Electrical	9
Mechanical and Generator compartment	9
Liferaft	10
Broker Comments	10
Exclusions	10
Disclaimer	11
PHOTOS	12
Dockside	12
Main helm	12
Garmin 8215s	12
Helm Deck settee	12
Back of helm seat starboard	12
Ice storage	12
Transom livewell	12

Cabin entry	12
Stairs down to cabin sole	13
Main cabin	13
Forward berth	13
Teak and Holly sole	13
Captains Lounge chair	13
Galley	13
Mircorwave, sink, cabinet, and drawer	13
Cabin settee	13
Drawer refrigerator	14
Stateoom windows	14
Stateroom berth	14
Head	14
Vanity & head	14
Shower	14
TV and settee	14
Looking aft	14
Cabin main electrical panel	15
Helm	15
DC panel below helm seat	15
Ice Machine	15
Dive door	15
Tower helm with Garmin 8208	15
Windshield	15
Windlass	15
Transom view	16
Triple Verados joystick piloting	16
Engine flush connect	16
Liferaft	16

Rod Storage beneath settee	16
Water fill	16
Fuel fills	16
DC switch panel at helm	16
Night lighting	17
Alternate Profile	17
6-25-17 Merc 200 hour service done	17
Bow view	17
CONTACTS	18
Contact details	18
Telephones	18
Office hours	18
Address	18

SPECIFICATIONS

Overview

Nice boat - custom ordered by a diver / fisherman. Ready to sell.

Basic Information

Category: Sport Fisherman

Sub Category: Express

Model Year: 2015

Year Built: 2015

Country: United States

Vessel Top: Marlin Tower

Dimensions

LOA: 43' 0" (13.11m)

Beam: 12' 8" (3.86m)

Min Draft: 2' 6" (0.76m)

Speed, Capacities and Weight

Cruise Speed: 37 Kts. (43 MPH)

Max Speed: 45 Kts. (52 MPH)

Displacement: 24000 Pounds

Water Capacity: 100 Gallons

Holding Tank: 20 Gallons

Fuel Capacity: 475 Gallons

Accommodations

Total Cabins: 1

Sleeps: 4

Total Heads: 1

Hull and Deck Information

Hull Material: Fiberglass

Deck Material: Fiberglass

Hull Configuration: Modified Deep Vee **Hull Color:** White

Hull Finish: Other

Hull Designer: Intrepid

Engine Information

Engines: 3

Manufacturer: Mercury

Model: Verado

Engine Type: Outboard

Fuel Type: Gas

DETAILED INFORMATION

Interior

Main cabin has a freeform double berth forward which sleeps two, stateroom to aft starboard side has a double berth which sleeps 2, plus cabin settee is convertible, capable of two more for a total of 6. Hullside windows to either side of the forward berth plus overhead skylights in the main cabin provide natural lighting. The stateroom aft on the starboard side also has hull side windows. 6'4" headroom minimum throughout interior. Entry to the cabin is through a hinged, secure locking fiberglass door with slide opening top then down 3 non-skid wood stairs to the cabin sole which is teak and holly. Salon features a comfortable upholstered settee/couch to port and a "captains lounge chair" to starboard. All overhead cabin lighting is on dimmer switch controls. The head is nicely appointed with a full sized separate shower stall with opening deck hatch above.

- Interior wood cabinetry is satin finished cherry
- Galley with Franklin Chef microwave, drawer-style Vitrafrigo refrigerator, single-burner electric stovetop, and hideaway stainless sink beneath Corian counter top
- Galley cabinet & Blum self-closing stainless lined drawer storage
- Cabin settee backrest folds up to converts to bunks
- Teak sole in cabin, stateroom, and head with bound edge carpeting over
- Cherrywood hanging locker (cedar lined) in stateroom plus drawer & cabinet storage
- Overhead hatch in stateroom and also above forward berth
- 2 Skylight panels in main cabin
- Hullside windows with sliding décor blinds & matched décor pillows
- Drawer storage beneath forward cabin berth
- Overhead opening hatch in shower stall

- Head with stainless sink, electric head, and separate full-sized shower stall, teak floor grid, seat, and plexiglass door
- Vanity in head has cherry cabinetry above with towel locker & drawer
- Backside of head door has a full length mirror

Electronics and Navigation

- Electric raising electronics display console:
- Twin Garmin 8215 15" multifunction displays, GPS/Chartplotter
- Dual Frequency CHIRP Sonar with Side/Down Vu
- 1204 xHD2 Radar, 12Kw open array
- Garmin digital data display panel
- Garmin 2 station VHF 300

- Precision Pilot autopilot with Skyhook feature (dynamic positioning)
- Shakespeare HALO Cellphone Booster
- Fusion audio system with JL amplifier and speaker package
- Fusion USB input & audio jack, plus CD player
- ACR EPIRB in deck mount canister
- Mercury Vesselview4 displays (3) & key starts with safety lanyard
- NEMA data displays on Garmins including engine stats

Tower station:

- Garmin 8208 multifunction display
- Garmin GHS10 Vhf mic with the base radio inside the console box
- Joystick & Mercury digital throttles & control (DTC)
- Mercury Vesselview4 display panel
- Trim tab controls & power tilt control
- Start/stop switches

Salon: Samsung Flat screen TV with Samsung BluRay DVD player

Hull and Deck

- Marlin Tower with full upper station electronics and controls
- Tower helm has bench seating with backrest
- White powder-coated tower piping and hand railing (all metal)
- White powder-coated bow railing extends back to the cockpit
- Bimini top for Marlin tower (removable)
- Customizable hardtop, cockpit and tower LED lighting package
- Four sided track-to-track enclosure by Wycap
- Main helm bench seat
- Stainless 3-spoke helm wheel (tilt-able) with cheater knob (both helms)
- Cockpit coaming bolsters
- Port side swing in dive door with foldout swim ladder
- Glass windshield with stainless steel frame and Exalto wiper/washer system
- Transom walk-through Tuna/Dive door with fiberglass swim platform, folding swim ladder beneath
- Under-gunwale LED lighting (color changeable)
- Fresh water & Salt water washdown spigots
- Transom underwater lights, Shadowcaster (color changeable)
- Electric Windlass with stainless steel Claw anchor (remote control from helm or foot switches forward), windlass, safety cable, pop-out cleat, & access to rode locker are from above with hatch
- Anchor chute in integral to the hull with stainless strike plate
- New all weather cover for tower helm & bench seat
- LED running lights and LED cockpit spreader lights

- 22.5 degree deadrise, stepped hull bottom
- White hull with Black boot stripe and grey accent stripe above

Fishing Equipment & Cockpit

- Custom IceSea 20 lb. per hour ice chipper with insulated 200 quart storage box
- Ice machine can make fresh or saltwater ice
- Custom Dometic freezer for in-deck fishbox
- Taco Grand Slam radial (removable/collapsible) hard top radial outriggers
- 4 flush mount rod holders in cockpit gunwales
- 6 rod holders in railing above aft hardtop edge
- 4 rod holders in railing behind tower station
- Custom helm settee with slide-in rod storage cabinet beneath (4 rods)
- Hardtop has overhead hanging rod storage
- 50 gallon transom livewell - divisible and lighted with clear cockpit-view panel
- gaff or rod hanger beneath starboard side gunwale
- DC Electric reel plugs beneath gunwale on either side of cockpit

Electrical

- 12v DC and 110v AC electrical systems with Blue Sea main breaker panel with voltage meters inside salon cabinet
- 8KW Fischer-Panda diesel generator with remote control panel by main electrical panel in cabin
- Upgraded to 50 amp shore power
- 3 Engine starting batteries with Minn Kota Precision auto-charger and parallel switches
- 2 House system batteries with auto-charger
- Batteries have individual radial shutoff switches
- 12v lighter plug by electrical panel
- Stainless steel Seaward hot water heater
- 2 automatic/manual bilge pumps & grey water sump pump
- Reading lights above berths
- Cabin lighting on dimmer switches

Mechanical and Generator compartment

- Triple Mercury 300hp Verado with Joystick Piloting and Skyhook
- Mercury digital display panels at helm
- Upgraded Cold Fusion white painted Verado engines
- Extra fuel capacity (2 tanks, 475 total gallons reported), plus separate diesel tank for generator
- 4-bladed stainless props, Revolution 4, 19"
- Triple engine flush system
- Bennett automatic Trim Tabs (controls at both helms)
- Electric head, (Tecma) plumbed for fresh or salt water
- Holding tank with mascerator pump out, deck pump outlet, & fresh water tank flush connection
- Air conditioning, MarineAir - cabin and helm deck (16k each) with SmartStarts
- Power Tilt/Power steering
- Generator compartment has a FireBoy automatic fire suppression bottle
- Bilge blower in generator compartment
- Fisher-Panda generator with approximately 140 hours is in a fiberglass sound shield enclosure
- 6-25-17 Full Mercury Dealer 200 hour service completed

Liferaft

- Viking 6 man liferaft in canister (with hydro-static release) mounted on hardtop

Broker Comments

A beautiful custom ordered 43' Intrepid which was rigged for combination fishing, diving & cruising usage. The Verado power is quiet and efficient plus the joystick steering feature with Skyhook dynamic positioning make handling this boat around the dock easy. The all white color-scheme is clean, cool, and helps keeps maintenance reasonable. A good sized diesel generator gives the ability to have a slush ice machine, helm air, and a fishbox freezer going at all times. The marlin tower, even if you aren't the fisherman is a great vantage point to operate the boat from and the networked electronics give you all the navigation information up top as well. She's also got some additional tankage to boost her travel range. An upcoming change of location for the seller prompts the sale.

Exclusions

Owner's personal belongings.

Disclaimer

The Company offers the details of this vessel or yacht in good faith but cannot guarantee or warrant the accuracy of this information nor warrant the condition of the vessel. A buyer should instruct his representatives, agents, or his surveyors, to investigate such details as the buyer desires validated. This vessel or yacht is offered subject to prior sale, price change, or withdrawal without notice.

PHOTOS

Dockside



Main helm



Garmin 8215s



Helm Deck settee



Back of helm seat starboard



Ice storage



Transom livewell



Cabin entry



Stairs down to cabin sole



Main cabin



Forward berth



Teak and Holly sole




Captains Lounge chair




Galley



Cabin settee



Mircorwave, sink, cabinet, and drawer




Drawer refrigerator




Stateoom windows



Stateroom berth



Head



Vanity & head



Shower



TV and settee



Looking aft



Cabin main electrical panel



Helm



DC panel below helm seat



Ice Machine



Dive door



Tower helm with Garmin 8208



Windshield



Windlass



Transom view



Triple Verados joystick piloting



Engine flush connect



Liferaft



Rod Storage beneath settee



Water fill



Fuel fills



DC switch panel at helm



Night lighting



Alternate Profile



6-25-17 Merc 200 hour service done



Bow view



CONTACTS

Andrey Shestakov, leading yacht broker of the sales department of Shestakov Yacht Sales Inc. Shestakov Yacht Sales Inc., the official representative of the Miami/Fort Lauderdale FL headquarters.

Contact details

Email: **andrey@shestakovyachtsales.com**

Web: shestakovyachtsales.com/en/

Telephones

USA: **+1(954)274-4435**

Office hours

Monday – Saturday: **9:00 - 21:00** EDT

Sunday: **closed**

Address



Harbour Towne Marina, 850 NE 3rd St, STE 213, Dania, FL 33004