

VIKING 92 — VIKING



Builder: VIKING

Year Built: 2016

Model: Sport Fisherman

Price: PRICE ON APPLICATION

Location: United States

LOA: 92' 0" (28.04m)

Beam: 24' 1" (7.34m)

Max Draft: 5' 11" (1.80m)

Cruise Speed: 28 Kts. (32 MPH)

Max Speed: 35 Kts. (40 MPH)

Our experienced yacht broker, Andrey Shestakov, will help you choose and buy a yacht that best suits your needs **Viking 92 — VIKING** from **our catalogue**. Presently, at **Shestakov Yacht Sales Inc.**, we have a wide variety of yachts available on **our sale's list**. We also work in close contact with all the big **yacht manufacturers** from all over the world.

If you would like to buy a yacht **Viking 92 — VIKING** or would like help answering any questions concerning purchasing, selling or chartering a yacht, please call **+1(954)274-4435**

TABLE OF CONTENTS

TABLE OF CONTENTS	2
SPECIFICATIONS	7
Basic Information	7
Dimensions	7
Speed, Capacities and Weight	7
Accommodations	7
Hull and Deck Information	7
Engine Information	8
DETAILED INFORMATION	9
Overview	9
Cockpit and Lower Mezzanine	9
Aft Deck Mezzanine	9
Salon/Main Deck	10
Galley	10
Companionway	10
Accommodations	10
Palm Beach Towers - Custom Options	11
Enclosed Bridge	11
Mechanical Equipment	11
Electrical Equipment	12
Electronics - Navigation/Communications	12
Security/Cameras/Alarms	14
SAT TV & Video Distribution	14
Audio/Visual	15
Other Equipment	15
Notable Upgrades	15
Remarks	17
Exclusions	17

Disclaimer	17
PHOTOS	18
Salon	18
Salon	18
Salon	18
Salon	18
Salon	18
Stairway to Enclosed Flybridge	18
Galley	18
Galley	18
Galley	19
Galley	19
Galley	19
Dining	19
Dining	19
Day Head	19
Laundry Center	19
Additional Storage	19
Master Stateroom	20
Master Stateroom	20
Master Stateroom	20
Master Stateroom	20
Master Stateroom	20
Master Stateroom	20
Master Stateroom Head	20
Master Stateroom Head	20
Master Stateroom Head	21
Forward Stateroom	21
Forward Stateroom	21

Forward Stateroom Head	21
Forward Stateroom Head	21
Forward Stateroom Head	21
Guest Stateroom, Forward Port	21
Guest Stateroom, Forward Port	21
Forward Port Head	22
Forward Port Head	22
Guest Stateroom, Mid Port	22
Guest Stateroom, Mid Port	22
Guest Stateroom Head	22
Guest Stateroom Head	22
Starboard Guest Stateroom	22
Starboard Guest Stateroom	22
Starboard Guest Stateroom	23
Starboard Guest Stateroom Head	23
Starboard Guest Stateroom Head	23
Crew Stateroom	23
Crew Area	23
Crew Area	23
Crew Head	23
Mid Crew Stateroom	23
Mezzanine	24
Mezzanine	24
Mezzanine	24
Cockpit	24
Cockpit	24
Cockpit	24
Cockpit	24
Cockpit	24

Enclosed Flybridge	25
Enclosed Flybridge	25
Enclosed Flybridge	25
Enclosed Flybridge	25
Enclosed Flybridge	25
Enclosed Flybridge	25
Enclosed Flybridge	25
Enclosed Flybridge	25
Aft Enclosed Bridge	26
Aft Enclosed Bridge	26
Aft Enclosed Bridge	26
Skybridge	26
Skybridge	26
Skybridge	26
Skybridge	26
Skybridge	26
Skybridge	26
Skybridge	27
Skybridge	27
Skybridge	27
Engine Room	27
Engine Room	27
Engine Room	27
Engine Room	27
Engine Room	27
Engine Room	28
Engine Room	28
Engine Room	28
Engine Room	28
Engine Room	28
Engine Room	28

Engine Room	28
Viking 92	28
Viking 92	28
Viking 92	29
Viking 92	29
Viking 92	29
Viking 92	29
Viking 92	29
Viking 92	29
Viking 92	29
Viking 92	29
Viking 92	29
CONTACTS	30
Contact details	30
Telephones	30
Office hours	30
Address	30

SPECIFICATIONS

Basic Information

Category: Sport Fisherman

Sub Category: Convertible

Model Year: 2016

Year Built: 2016

Country: United States

Dimensions

LOA: 92' 0" (28.04m)

Beam: 24' 1" (7.34m)

Max Draft: 5' 11" (1.80m)

Speed, Capacities and Weight

Cruise Speed: 28 Kts. (32 MPH)

Cruise Speed RPM: 2000 Kts.

Max Speed: 35 Kts. (40 MPH)

Max Speed RPM: 2400 Kts.

Water Capacity: 485 Gallons

Holding Tank: 330 Gallons

Fuel Capacity: 4105 Gallons

Accommodations

Total Cabins: 6

Hull and Deck Information

Hull Material: Fiberglass

Engine Information

Engines: 2

Manufacturer: MTU

Model: 16V2000 M96L

Engine Type: Inboard

Fuel Type: Diesel

DETAILED INFORMATION

Overview

The 92' Viking Enclosed Bridge has a stunning profile, with several "motor yacht features" including dual mezzanine decks; one in the cockpit and the second on the main level aft deck. The main level mezzanine offers rear facing lounge seating, along with a second seating area and a table for outdoor dining. An outside galley and grilling area are included for added convenience.

The yacht features a satin finished walnut interior. The 24-foot beam opens the salon and transforms it into an impressive living area with built-in furniture and a 65-inch flat screen television that rises out of the cabinetry. An L-shaped, granite-topped island in the galley complements the work area, with stainless steel countertops and custom tile backsplash. A pair of walk-in pantries and a full day head are forward. Nearby, a dinette seats 4 guests.

The 92 Convertible has six staterooms, each with its own private head and shower. The full beam master suite features a king- size walk around bed, a walk-in closet, a dressing table, and private en suite facilities. Crew quarters are aft with access from the cockpit. The full beam area includes a head with a shower, a small galley area, and upper and lower berths in a private cabin.

Cockpit and Lower Mezzanine

238 sq. ft. cockpit Custom cockpit CruisAir mezzanine A/C Access hatch to mechanical room Weather tight crew quarter door and engine room Large freezer (port) or additional livewell box Refrigerated under mount box for ice storage Insulated live bait well (stbd) Molded fiberglass stairs to port and stbd Observation mezzanine with centerline aft facing lounge, storage below Refrigerated drink box, undermounted at top of stairs, port and stbd Tackle cabinets with pullout drawers port and stbd of bench seating Fresh and saltwater washdown Transom coaming with gate and fishbox Transom mounted fishbox plumbed for live well with drain

Aft Deck Mezzanine

Air conditioning supply in overhead Electric sliding doors to salon Escape hatch for aft crew stateroom Large lounge seating with removable cushions and storage below Stairs to bridge Teak table with stainless steel pedestal

Salon/Main Deck

Accessed from the aft deck, through electric sliding doors, the salon, galley and dining area are beautifully blended to create a spacious and comfortable living space. There are two large, L-shaped sofas, separated by a storage cabinet and with storage underneath, located along the port side. There is a wood inlay, high gloss, hi-lo cocktail table. Additional seating includes two free-standing club chairs. Access to the flybridge is starboard, as is the entertainment center, plus wet bar with sink and icemaker. There is an abundance of concealed cabinet storage in the living area which also features custom woods, granite, lighting and overhead trim treatments Forward to starboard is the "chef's galley" with five bar stools and a large, L-shaped dining and serving counter finished in granite. Opposite the galley, to port, is a dinette table with 4 chairs. The day head is forward to port and the walk-in pantry (with optional single berth) is to starboard. . The home theatre center in the salon includes a 65" flat screen TV on a raise/lower mechanism and Bose system with custom surround sound. There is Apple TV throughout the yacht. The air conditioner with reverse cycle heat circulates from registers behind the valances to maximize comfort and minimize noise and drafts

Galley

The fully equipped "chef's galley" features: Stainless steel countertops and custom tile backsplash Miele 4-buner cooktop with oven Microwave/convection oven (6) Sub Zero refrigerator drawers (2) Sub Zero freezer drawers Dishwasher Trash compactor Walk-in pantry

Companionway

The companionway provides access to the walk-in pantry forward of the galley and access to the day head. You will find a full-size stackable washer and dryer behind a door and the central vacuum connection with accessories.

Accommodations

Master Stateroom: The full beam master stateroom features a king berth, private head with large shower and glass enclosure, large walk-in closet, vanity/desk area with stool, sofa, port and starboard port lights, an abundance of linen storage and mirrored medicine cabinet. There are custom granite countertops and satin nickel hardware throughout the master head.

Guest Staterooms: Each of the four guest staterooms feature a private head and shower, flat screen television, an abundance of storage, reading sconces and custom décor applications.

Forward stateroom - full-size berth to starboard and full-size berth to port with Pullman above **Starboard stateroom** - queen berth **Port stateroom** - 2 single berths **Port Guest** (or captain) stateroom - full size berth

Aft Crew Cabin Crew quarters are aft with access from the cockpit. The full beam area includes a head with a shower, a small galley area, and upper and lower berths in a private cabin. The crew galley features (2) Sub Zero drawers, a microwave/convection oven, crew laundry, an abundance of storage, and a handy electric panel and ship's monitoring system.

Palm Beach Towers - Custom Options

Custom Molded Hardtop only mount to CD supplied S/S frame (6) Hardtop Lights, Lumitec tri-color w/ fiberglass recess Radar Pod Large Oval Style w/ sliding teaser reel door, brackets & runs Molded 3-in-1 Lumitec LED Spreader Lights Masthead Light/Anchor Light & Hook up 43' Rupp Outriggers, "Big Riggs HD" 43' 3 Spreader Bridge Release, heavy AFT Bar Rupp Outriggers on side of bridge Rupp Rollers on Outriggers Rupp hydraulic rigger system dual action layout & lay aft with auto locking Rupp hydraulic system Rupp Center Rigger with Mount Pair Rupp grommets w/jam cleats in cockpit gunnels (2) Recessed Teaser Reels Electric MIYA EPOCH US9 HD 24v Drop Down overhead electronics box (Power actuated) Wire & Hookup (8) Recessed Lights, Spreader Lights, Teaser Reels, Bond hardtop - 6 (2) Molded SAT Dome Mount

Enclosed Bridge

Aft control station with recessed electronics Custom pod with single lever controls and stainless steel steering wheel Reverse cycle A/C Stidd companion seats, port and stbd, with footrests and storage beneath seats Stidd helm chair L-shaped lounge with storage underneath Touch screen control monitor for alarms and gauges Flat screen TV on lift mechanism

Mechanical Equipment

Engines: MTU 16V2000 M96L - 2600 HP each - approx. 150 hrs as of Aug. 2016
Generators: Onan 55 kW (upgraded from 40 kW) approx. 300 hrs as of Aug. 2016
Seakeeper Gyro Stabilizer 1800 GPD watermaker with auto backflush Eskimo ice machine with discharge into cockpit sole Bowthruster hydraulic with controls - joystick on enclosed flybridge "Delta T" engine room ventilation Dual stage variable speed freshwater system, on-deck freshwater fill and cockpit dockside supply inlet Centralized seawater system with dual pumps Hydraulic bilge pump with manifold to forward, eng room and cockpit bilges VIPER hydraulic steering system with electronic interface

Electrical Equipment

Generators: (2) x Onan 55 kW (custom upgrade) approx. 300 hrs. as of Sept. 2016
 ASEA shore power converter Batteries

Electronics - Navigation/Communications

RADAR (1) FURUNO NAVNET 3D DRS25A 25KW 96NM RADAR LESS ARRAY (1)
 FURUNO-XN13A/6 - 6' RADAR ARRAY (1) FURUNO NAVNET 3D MFDDBB PROCESSOR
 (1) FURUNO GP330B GPS ANTENNA (1) SHAKESPEARE 4365 GPS ANTENNA MOUNT
 (1) KEP MGB-24 24" GLASSBRIDGE DISPLAY (1) 1 KEP 21" GLASS BRIDGE MONITOR

RADAR 2 (1) GARMIN GMR24xHD 4KW HIGH DEF 24" DOME

PLOTTER (1) GARMIN GPSMAP8530 BLACK BOX SYSTEM (1) GARMIN REMOTE INPUT
 DEVICE - GRID (1) GARMIN 8000 SERIES CARD READER (1) GARMIN GPS19X GPS
 ANTENNA (2) GARMIN WIFI ADAPTER FOR BLUECHART MOBILE (2) GARMIN GMS10
 NETWORK EXPANDER (1) GARMIN GNT 10 N2K TRANSCEIVER (2) KEP MGB-24 24"
 GLASSBRIDGE DISPLAY (1) KEP 21" GLASS BRIDGE MONITOR (2) EXTRON 4 PORT DVI
 DISTRIBUTION AMP

NAVIGATION PERIPHERALS (1) FURUNO NAVNET 3D HUB101 (4) FURUNO 5M RJ45
 LAN CABLE

NETWORK (1) NMEA2000 COMPONENTS

SOUNDER (1) FURUNO DFF3 NAVNET3D 1-3KW VIDEO SOUNDER (1) FURUNO
 CA200B-8B 2KW 200KHZ TRANSDUCER (1) FURUNO CA50BL-12HR 2 KW 50 KHZ
 TRANSDUCER SOUNDER 2 (1) GARMIN GSD-26 CHIRP VIDEO SOUNDER MODULE (1)
 AIRMAR CM599LHW 2-3 KW TRANSDUCER 28kHz-60kHz/130kHz-210kHz-WIDE
 BEAM

DIGITAL DEPTH/TEMP (1) FURUNO RD33 DATA ORGANIZER & DISPLAY INC (1)
 FURUNO 235DHTLMSE HI-PRECTMP2 TRANSDUCER INC (1) FURUNO RD33 DATA
 ORGANIZER & DISPLAY

SONAR (1) GARMIN GCV10 SCANNING CHIRP SONAR MODULE DOWNVÜ/SIDEVÜ LESS
 TRANSDUCER (1) GARMIN GT30-TH DOWNVÜ/SIDEVÜ 500W 455/800 kHz SINGLE TH
 TRANSDUCER

AUTOPILOT (1) GARMIN GHP20 VIPER AUTOPILOT W/ GHC20 (1) GARMIN
 AUTOPILOT INSTALLATION KIT DISPLAY (1) KEP 7" SCREEN CONTROLLER
 TOUCHSCREEN (1) NETGEAR JGS516 16 PORT ETHERNET SWITCH (1) EXTRON IPL T
 S6 LINK CONTROL PROCESSOR

VHF (1) ICOM IC-M604 BLACK VHF RADIO INC (1) ICOM IC-M604 BLACK VHF RADIO

WIRE ANTENNA WITH RG213 CABLE(4) 559518 COMROD AV90/2BI 16' VHF ANTENNA
(2) ICOM MB75 VHF FLUSH MOUNT F/502,602,802 (4) AME TOWER/HARDTOP RUPP
MOUNT PAK

AIS (1) FURUNO FA50 12/24VDC AIS BLACK BOX (1) SHAKESPEARE PHASEIII 6396 4'
AIS ANTENNA (1) SHAKESPEARE 4365 GPS ANTENNA MOUNT

SATCOM (1) KVH TRACPHONE V7-IP RACK MOUNT ICM (1) PANASONIC 2-LINE
CORDLESS PHONE KX-TG9381T (1) ADDITIONAL HANDSET FOR KXTG9381T PHONE
(1) SATELLITE PHONE KVH FB250 TRACPHONE (1) MOUNT FOR FB150/FB250

PC (1) QVS 4 PORT MANUAL RJ45 SWITCH (1) ROUTER PAKEDGE K60D (1) PAKEDGE
S8W 8-PORT ETHERNET SWITCH (2) PAKEDGE SW24-GB 24 PORT ETHERNET
SWITCH (3) PAKEDGE W6 WIRELESS ACCESS POINT 0 (3) PAKEDGE PI-04 POE
INJECTOR (1) PAKEDGE C36 WIFI CONTROLLER WEATHER (1) FURUNO 200WX
ULTRASONIC WEATHER STATION (1) GARMIN GXM52 WEATHER ANTENNA AFT
STATION (2) KEP KMGB-15 GLASSBRIDGE 15" LED DISPLAY (1) ICOM HM-162 B BLACK
VHF COMMAND MIC CONNECTED TO PORT RADIO (2) ICOM OPC-1541 VHF COMMAND
MIC EXTENSION (1) GARMIN GHC20 AUTOPILOT CONTROLLER (1) JL AUDIO 7.7"
WHITE COAXIAL SPEAKERS M770-CCX-CG AFT DECK HAUNCHES (1) URC DMS-100
ZONE AMPLIFIER SKYBRIDGE (2) KEP KMGB-15 GLASSBRIDGE 15" LED DISPLAY (1)
KEP MGB-15T LCD 15" TOUCHSCREEN DISPLAY (1) FURUNO NAVNET 3D MFDBB
PROCESSOR (1) KEYPAD FURUNO NAVNET 3D BLACKBOX MRC-011 MOUNTED AT
ENCLOSED BRIDGE HELM (1) FURUNO RD33 DATA ORGANIZER & DISPLAY (1)
GARMIN GPSMAP8212 - 12" TS MFD PRELOADED WITH COASTALS CHARTS (1)
ICOM HM-162 B BLACK VHF COMMAND MIC CONNECT TO STBD HELM RADIO (2)
ICOM OPC-1541 VHF COMMAND MIC EXTENSION (2) ATLONA AT-DVI15SRS DVI
EXTENDER (2) EXTRON DA2 DVI DISTRIBUTION AMP (1) EXTRON DA8 8 PORT
DISTRIBUTION AMP (1) ICOM M506 VHF W/NMEA2000 (FRONT) (1) SHAKESPEARE
PHASEIII 6400 4' VHF ANTENNA (2) ATLONA AT-DVI15SRS DVI EXTENDER (1)
GARMIN GHC20 AUTOPILOT CONTROLLER (1) SECONDARY WEATHERPROOF
CONTROL STATION FOR CARLISLE & FINCH SPOTLIGHT (1) FUSION MS-UD750
MARINE STEREO W/BLUETOOTH & UNIVERSAL DOCKING STATION (1) JL AUDIO
MHD600/4 24V AMPLIFIER (2) JL AUDIO 7.7" WHITE COAXIAL SPEAKERS MEZZANINE
(1) ICOM HM-162 B BLACK VHF COMMAND MIC CONNECTED TO SKYBRIDGE IC-
M506 (2) ICOM OPC-1541 VHF COMMAND MIC EXTENSION (1) JL AUDIO M880 - 8.8"
125WATT SPEAKERS M880-CCX-CG-WH HAUNCHES ON THE UPPER LEVEL OF
MEZZANINE (1) URC DMS-100 ZONE AMPLIFIER

COCKPIT (1) ICOM HM-162 B BLACK VHF COMMAND MIC COCKPIT HAUNCH (6) ICOM
OPC-1541 VHF COMMAND MIC EXTENSION

MISC (1) EARTECH 3 USER WIRELESS MIC PACKAGE CYBER CPK-CYB-3 (3) COMPAK
TRANCEIVERS, 3 CYBER HEADSETS 1 XT COMM CENTER, BATTERIES, CHARGERS,
CASE (1) STEREO 12V ZONE AMP FUSION MS-AM702 (1) STEREO VOLUME CONTROL

NILES WVC100-WHT (2) JAMES LOUDSPEAKER 42UE/OW 4" 2-WAY WHT SINGLE
SPEAKER MOUNT UNDER GUNWALES FOR WIRLESS MIC SETUP

Security/Cameras/Alarms

CAMERAS (4) ENGINE ROOM CAMERAS (1) COLOR QUAD CAMERA SWITCH (1) VIDEO
DIST AMP MDA 5V COMPOSITE VIDEO VIEW CAMERAS ON HELM AND SKYBRIDGE
DISPLAYS

CAMERA 2 (4) GOST PM-MINI IR BALL CAMERA SALON, COCKPIT, AFT DECK, FWD (1)
COLOR QUAD CAMERA SWITCH (2) EXTRON 5V COMPOSITE VIDEO DIST AMP MDA
(5) KRAMER VP-410 COMP VID & STEREO SCALER (1) KRAMER RK-6T 19" RACKMOUNT
ADAPTER

THERMAL IMAGING (1) FLIR M-618CS, STABILIZED CAMERA 432-003-31-00 (1) AME
CUSTOM MOUNT FOR FLIR, SPOTLIGHT, WEATHER SENSOR, NAV LIGHT (1) 4 PORT
DIN RAIL MOUNT ETHERNET SWITCH (1) FLIR POWER OVER ETHERNET INJECTOR (2)
EXTRON 5V COMPOSITE VIDEO DIST AMP MDA

SPOTLIGHT (1) SPOTLIGHT CARLISLE & FINCH 200W XENON XY2EDE-RF ALARM (1)
GOST AME PACKAGE 3- SECURITY, TRKG & SURV INCLUDES CONTROL PANEL, 2 KEY
FOBS, 2 INTERIOR DOOR CONTACTS, 1 IP67 RATED DOOR CONTACT, 3
EXTENSION SENSORS, INTERIOR MOTION DETECTOR, LOW VOLTAGE SENSOR, 2
HIGH WATER ALARMS, WIRELESS RELAY, NAVTRACKER, 3 A/D GATEWAYS, IVR,
CELLULAR COMMS (3) GOST WATCH GWHD-A/D GATEWAY ADDITIONAL 3
GATEWAYS ON TOP OF 3 SUPPLIED WITH GOST PACKAGE. CAMERAS ON
GOSTWATCH SYSTEM: SALON, COCKPIT, AFT DECK, FWD CAMERA FLIR VIS/IR,
FLIR IR ONLY (2) RELAY TIMER I2 SYSTEMS FOR 2WPGM PARADOX FOR FLASHING
DECK LIGHTS ON ALARM (1) GOST TWO WAY RELAY GMM-RLY-Z1 (6) GMM DC
ADDITIONAL DOOR CONTACT

SAT TV & Video Distribution

SATTV (1) KVH TRACVISION HD7 W/TRIAMERICAS LNB (1) KVH SWM EXPANSION
KIT16 TUNER (2) DIRECTTV HR24 HD/DVR DSS RECEIVER SALON AND MSR (2)
DIRECTTV LATIN AMERICA RECEIVER (1) PORT & STBD SATELLITE DOME POD 29"D X
7" POD 309 A & B (6) KVH DIRECTV H25 HD DSS RECEIVER VIDEO DISTRIBUTION
SYSTEM (1) CISCO SG-300-52P 52PORT POE SWITCH (3) JAP VBS-HDMI-449A 2G+ 3-
INPUT RACKMOUNT TRANSMITTER NN3D VID1, NN3D VID2, GARMIN 8530 FLIR
VIS/IR, ER CAM QUAD, SALON CAM QUAD SALON DTV DVR, 2 X GLA RECEIVERS (1)
JAP VBS-HDMI-418 2G+ POE TRANSMITTER SALON BRD (20) JAP VBS-HDMI-208POE
2G POE RECEIVER ENCLOSED HELM (5) SKYBRIDGE (3), AFT STA (2) ENC FB TV,

SALON TV, MSR TV, FWD SR TV PORT AFT SR TV, STBD SR TV, CREW SR TV
 PORT SR TV, DINETTE TV (5) URC SEN-CCLS CONTACT SENSOR FOR SCROLL
 BUTTONS SKYBRIDGE (3), AFT STATION (2) (4) URC MRX-4SEN SENSOR EXTENDER

Audio/Visual

SALON: (1) URC DMS-AV RECEIVER (1) URC WI-FI REMOTE CONTROL TRC-1080 (1)
 URC MRX-10 MASTER CONTROLLER (1) URC APPLE IOS TOTAL CONTROL APP (2)
 URC RMK-1 1U RACK MOUNTING KIT RMK-1 (2) APPLE TV DIGITAL MULTIMEDIA
 RECEIVER SALON TV, DINETTE TV (2) APPLE TV UNIVERSAL MOUNTING SYSTEM (2)
 SPEAKERCRAFT CRS7 THREE SPEAKER IN-CEILING SPEAKER- SURROUND SOUND
 (1) EPISODE EVOLUTION 6" POWERED SUBWOOFER (1) URC MFS-8 ETHERNET
 SWITCH (2) NETGEAR GS801 8 PORT GIGABIT SWITCH FOR ADDITIONAL PORTS
 REQUIRED ON DMS NETWORK (1) URC TKP-7000 7" COLOR TS WALL MOUNT
 CONTROL PANEL (1) URC TKP7000 BLACK SECURITY TRIM RING (1) URC POE
 INSERTER FOR TKP-2000 (1) EXTENDER SNAPAV HDMI-CAT5/6 HDBASET5-500-EXT-
 230-RS DMS-AV - TV (1) AME CUSTOM AV RACK FOR ENTERTAINMENT EQUIPMENT
 (1) MASS FIDELITY RELAY BLUETOOTH RECEIVER (1) CYBERPOWER ONLINE 220VA
 UPS (1) AMINA EVOLUTION INVISIBLE LOUDSPEAKERS PR AIW550EP PAIR W/HIGH
 PASS FILTER/LIMITER (2) AMINAI INVISIBLE SPEAKER BACK BOX MASTER STATEROOM
 / GUEST STATEROOMS / CREW STATEROOM / AFT PORT STATEROOM / ENCLOSED FB
 (1) APPLE TV DIGITAL MULTIMEDIA RECEIVER (1) APPLE TV UNIVERSAL MOUNTING
 SYSTEM (1) URC MRX-2 NETWORK BASE STATION (1) URC WI-FI REMOTE CONTROL
 TRC-1080 (1) URC DMS-100 ZONE AMPLIFIER (1) JAMES SPL3LR
 SOUNDBAR SAMSUNG UN65H7150AF (1) EPISODE EVOLUTION 6" POWERED
 SUBWOOFER (1) BLU-RAY PLAYER 3D SAMSUNG BD-F7500

Other Equipment

UNDERWATER LIGHTING (1) LUMISHORE TIX801-CCP-FF-2 COLOR CHANGE TWO FF
 UWL LIGHTS W/ E.O.S CONTROLLER 2 LIGHTS POINTED DOWNWARD OUT BOTTOM
 (8) LUMISHORE TIX801-CCP-FF COLOR CHANGE (1) ENTTEC ODE MODULE 70305 (1)
 ENTTEC 7V POWER SUPPLY FOR ODE MODULE 79111X (2) LUMISHORE 15M DMX EXT
 CABLE (1) POWER SUPPLY 60AMP W/WIZARD 12VDC POWER SUPPLY FOR
 UNDERWATER LIGHTS

CHARTS (1) C-MAP CHART, CARIBBEAN & CENTRAL AMERICA NN3D, WM76, MM3-
 VNA-027 (1) C-MAP US EAST & BAHAMAS CHART NN3D, WM73, MM3-VNA-022

Notable Upgrades

IN ADDITION TO ALL STANDARD VIKING EQUIPMENT - CUSTOM UPGRADES AS

FOLLOWS: Enclosed flybridge Custom installed skybridge Seakeeper Gyro stabilizer Custom upgrade (2) x generators to 55 kW Onan Custom teak transom Custom teak aft deck Additional fuel tank forward - total of 4 tanks Offshore bottom paint in place of standard color Additional freshwater pump for exterior washdown Plumbed transom box as live bait well Live well in stbd side mezzanine box Custom CruiseAir "Cool Breeze" mezzanine air 2200 lb. davit - 4 -function power lift, winch, rotation and boom Companionway - carpet runner with step covers Mirrored ceiling heads (master, forward, port, port aft and stbd heads) Crew SR - DVD/CD stereo Crew SR - custom galley arrangement w/microwave/convection oven Willy Vac in place of engine room cleanout bilge pump Custom installed UV drinking water system Custom installed 160-gallon oil tank Freshwater washdown feed for tower with shutoff Custom installed tri-colored lights in FB overhang Extended seat on flybridge aft deck Watermaker display at helm Teak helm pod on flybridge Single lever controls for skybridge Removable jumpseat backrests for skybridge Stereo speakers for skybridge Custom Costa bolster styled cushions for bench seats Freshwater washdown on skybridge All Stidd chairs have cupholders Stidd helm chairs on skybridge LED lights in face of top step - stairs from salon to enclosed bridge Refrigerated forward drink box on skybridge (2) 24V outlets forward under coaming 12V DC 30 amp outlet forward under coaming for teaser reels Tri-color lights in aft deck overhang Tri-color rope lights under coaming Teak helm pod on aft station Refrigerated drink box stbd side aft deck Refrigerated both cockpit sole boxes 1000-lb per day ice chipper Custom manifold system for tubes and live wells in Lazarette area Crew SR - tool boxes installed in place of washer/dryer combo FLYBRIDGE: Black powder-coated flip up footrests for companion seats Custom Costa armrests with drink holders for companion seats Custom aft console (by door near stairs) Flybridge door - custom faux staining Custom wrap entire helm in black vinyl Custom cut lower stiles on door frames GALLEY: Chest style freezer in pantry area Induction style cooktop - Miele KM6188 Custom stainless lower countertops with dual bowl Sliding drawers for 2 trash cans and compactor Custom mosaic backsplash COMPANIONWAY: Wood handrail Vertical wood strips between wall panels Custom room below companionway washer/dryer Custom tackle storage room with shelf system to allow for mattress, when needed SALON: Custom rod storage under salon sofa Wine cooler in galley corner cabinet 50" flat screen TV on dinette bulkhead Day head - all chrome finished bath accessories Custom décor scheme Custom sofa, walnut trim (4) Custom bar stools Salon forward window mask Carpet runner - partial canvas MASTER: Owner's safe Queen columns above nightstand table tops - Cambria Fairbourne Custom countertop - chest across from bed - Cambria Fairbourne Shower stall - Oasis mosaic in Calacatta Shower ceiling mirrored Upgraded tile shower floor - Thassos honed pennies 1" diameter Head flooring - Thassos honed tiles 8 x 8 Custom sconces Custom bedside reading lamps Custom fabricated sofa by Costa interior shop FORWARD HEAD, PORT AFT HEAD, STBD HEAD, PORT HEAD, CREW HEAD: Custom upgraded faucets, shower sets and bath accessories - all chrome finish Upgraded shower tiles and flooring FORWARD STATEROOM: Upper/lower bunks in place of queen bed Upper bunk to have 24" hinged upward (similar to Pullman) Custom bedside reading lamps DECOR ITEMS: Custom headliner material throughout Custom

Ultraleather for aft deck and mezzanine cushions LED backlit panels behind nightstands (Master, stbd., port aft full and queen) COCKPIT: Custom Release Marine fighting chair Custom Costa cockpit cover Teak deck, mezzanine and steps Teak covering boards and coamings Custom tuna tubes in transom live well box Live well in port outboard mezzanine box Tackle drawers in port inboard mezzanine box Grill in stbd inboard mezzanine box Transom box divided into 2 stand-alone live wells w/feeds, drains, manifolds White light in the center of each cockpit live well (total of 4 lights) Costa cockpit shade with poles (4) additional rod holders Hot and cold shower Rupp revolver rod holders DECK: Foredeck dinghy - chocks and tie downs 400' chain for stbd anchor Custom anchor chute for pulpit Feed lines, drain lines and installation hardware Fuel fills - port and stbd Dual anchor windlass on pulpit Painted teak toe rail All exterior pipe work - stainless steel

Remarks

This offering of the 2016 92' Viking Skybridge truly represents an opportunity to take over a virtually brand new boat without the usual 12-14 month build time frame. She was spec'd out and built for a world renowned yachtsman whose plans have changed. Built to be the best of the best with customization and redundancy throughout, nothing was overlooked. She features five full staterooms for owners and guests with ensuite heads and a fully equipped crew's quarters accessed via the cockpit for complete owner/guest privacy. Her MTU M96Ls give her the performance and maneuverability of a much smaller vessel and along with her Seakeeper stabilization system, her performance is second to none. The enclosed flybridge with custom skybridge option give you the best of both worlds for piloting in comfortable A/C or being in the wonderful outdoors. Both stations offer complete redundancy in electronics and navigational equipment.

Exclusions


Owner's personal belongings.

Disclaimer


The Company offers the details of this vessel or yacht in good faith but cannot guarantee or warrant the accuracy of this information nor warrant the condition of the vessel. A buyer should instruct his representatives, agents, or his surveyors, to investigate such details as the buyer desires validated. This vessel or yacht is offered subject to prior sale, price change, or withdrawal without notice.

PHOTOS

Salon




Salon




Salon




Salon




Salon



Stairway to Enclosed Flybridge



Galley



Galley



Galley



Galley



Galley



Dining



Dining



Day Head



Laundry Center



Additional Storage



Master Stateroom



Master Stateroom



Master Stateroom



Master Stateroom



Master Stateroom



Master Stateroom



Master Stateroom Head




Master Stateroom Head




Master Stateroom Head




Forward Stateroom




Forward Stateroom




Forward Stateroom Head




Forward Stateroom Head



Forward Stateroom Head



Guest Stateroom, Forward Port




Guest Stateroom, Forward Port



Forward Port Head



Forward Port Head



Guest Stateroom, Mid Port




Guest Stateroom, Mid Port



Guest Stateroom Head



Guest Stateroom Head



Starboard Guest Stateroom



Starboard Guest Stateroom



Starboard Guest Stateroom



Starboard Guest Stateroom Head



Starboard Guest Stateroom Head



Crew Stateroom



Crew Area



Crew Area



Crew Head




Mid Crew Stateroom



Mezzanine



Mezzanine



Mezzanine



Cockpit



Cockpit



Cockpit



Cockpit



Cockpit



Enclosed Flybridge



Enclosed Flybridge



Enclosed Flybridge




Enclosed Flybridge




Enclosed Flybridge




Enclosed Flybridge



Enclosed Flybridge



Enclosed Flybridge



Aft Enclosed Bridge




Aft Enclosed Bridge



Aft Enclosed Bridge




Skybridge



Skybridge




Skybridge



Skybridge



Skybridge



Skybridge




Skybridge




Skybridge




Engine Room



Engine Room



Engine Room




Engine Room



Engine Room



Engine Room




Engine Room




Engine Room




Engine Room




Engine Room



Engine Room



Viking 92



Viking 92




Viking 92




Viking 92




Viking 92




Viking 92




Viking 92



Viking 92



Viking 92



Viking 92



CONTACTS

Andrey Shestakov, leading yacht broker of the sales department of Shestakov Yacht Sales Inc. Shestakov Yacht Sales Inc., the official representative of the Miami/Fort Lauderdale FL headquarters.

Contact details

Email: **andrey@shestakovyachtsales.com**

Web: shestakovyachtsales.com/en/

Telephones

USA: **+1(954)274-4435**

Office hours

Monday – Saturday: **9:00 - 21:00** EDT

Sunday: **closed**

Address



Harbour Towne Marina, 850 NE 3rd St, STE 213, Dania, FL 33004