

TRIPLE NET — MONTE FINO



Судостроитель: MONTE FINO

Год постройки: 2001

Модель: Моторная яхта

Цена: ЦЕНА ЯХТЫ ПО ЗАПРОСУ

Местонахождение: United States

Длина общая: 92' 0" (28.04m)

Крейс. скорость: 20 Kts. (23 MPH)

Макс. скорость: 24 Kts. (28 MPH)

Купить **Triple Net — MONTE FINO** а также выбрать подходящую вам яхту из нашего **каталога яхт** вам поможет опытный яхтенный брокер Андрей Шестаков. На сегодняшний день компания **Shestakov Yacht Sales Inc.** имеет большое количество яхт в **собственном списке продаж**, а также тесно сотрудничает со всеми крупными **яхтенными производителями** по всему миру.

Для того чтобы купить яхту **Triple Net — MONTE FINO** а также проконсультироваться по любому вопросу связанному с покупкой, продажей, чартером яхт позвоните по телефону **+7(918)465-66-44**.

ОГЛАВЛЕНИЕ

ОГЛАВЛЕНИЕ	2
ХАРАКТЕРИСТИКИ	3
Обзор	3
Основная информация	7
Размеры	7
Скорость, вместимость и масса	7
Размещение	7
Корпус и палуба	7
Информация о двигателе	8
ФОТОГРАФИИ	9
КОНТАКТЫ	13
Контактная информация	13
Телефоны	13
Время работы	13
Адрес	13

ХАРАКТЕРИСТИКИ

Обзор

Additional Specs, Equipment and Information: **Boat Name** TRIPLE NET **Features**

Triple Net is a 2001 model Monte Fino flush deck motoryacht built in 2000 by the experienced people at Hargave Custom Yachts. The flush deck layout allows for more open floor plan and lower center of gravity than her comparable raised pilot house and enclosed bridge sisterships. Triple Net is roomy and versatile, featuring four guest staterooms, a spacious flybridge with a hardtop, full walk around decks, a large aft decks and a sizeable swim platform. In 2009, the boat's aesthetic was revamped with new headliners, new soft goods, and a complete paint job.

Engines: Twin Model: Caterpillar 3412E Hours: 1753

Engine: Total Power 1400, Cruising Speed: 20 Max Speed: 24

Tank : Fuel 3300 Gallon, Water: 700 Gallons

Main Level Decks: Aft and Foredeck

The aft deck features a teak deck with a large, custom teak table and seating for ten. this inviting space is designed for comfortable, shaded al fresco dining and relaxation. There is a built in bar with U-line refrigeration. From the aft deck, access to the swim platform is provided by port and starboard steps. Via the walk around decks, there is a cozy forward sundeck which is an ideal spot for sunning or relaxing under the stars.

Flybridge

deck access to the flying bridge deck is simplified with two full-sizes staircases, on internally from the Pilothouse and one from the Aft deck. Partially covered with a fiberglass top, this top deck features a full sized grill with two seating and casual dining areas to the port and starboard.

The helm at this deck features a pair of Stidd helms chairs with an additional loveseat for guests to be able to comfortably observe navigation. A full complement of navigation electronics is set into the flybridge dashboard for redundancy and ease of use for the captain.

The aft area is another open sun deck, where guests can enjoy the custom fiberglass

jacuzzi for six, which also has a cover that allows the space to double as a sun pad. Further astern there is ample space for additional sun chaises and personal watercraft. Additionally, on the fly bridge deck there is a fully equipped wet bar, a compact refrigerator, Quick Lift 1600lb low profile davit, and a freezer.

Stepping into the salon from the aft deck, you will find a gracious array of comfortable seating. The interior wood finish is high gloss cherry wood. This casually stylish setting is continues throughout the lounge area. In addition to the aesthetic refit in 2009, electronic and visual/audio systems were substantially upgraded at that time. A centerpiece of this upgrade is a 60in LCD Flatscreen TV that can be easily viewed from anywhere in the room.

Galley

Entering the galley from the salon, there is a convenient day head which is appointed with granite floors and a marble sink. The bright and open galley is finished with white lacquer cabinets and ceramic tile floors. Brand new stainless steel appliances and neutral earth toned granite countertops complete the galley's decor. A full sized GE refrigerator with in door ice and water, GE microwave, kitchen aid oven, Decor Millenia cook top, GE dishwasher and GE disposal offer gourmet capabilities to suit the demands of the most discriminating chefs. The large galley is open to the forward helm area which comfortably seats up to five people for casual dining, and offers an expansive view out of the three forward windows.

Pilothouse

The Pilothouse is forward of the galley dinette, complete with a Stidd helm chair and a full complement of the navigation equipment. Two side doors provide easy and immediate access to the walk around decks for both guests and crew. The pilothouse is brightly lit with excellent visibility from large panoramic windows across the yacht's below.

Electronics

- Navigation and equipment
- Furuno radar M851
- Raytheon ST60 Depth and Speed displays
- Raytheon NAV398 autopilot

- ACR RCL-100D Searchlight
- Danforth 5' Compass watersports
- Naiad 302 stabilizers
- New Glendinning electronic controls
- New Exalto windshield wiper system.

Master Stateroom

This full-beam master stateroom features of central king-size bed, a small sitting area, a vanity with a padded ottoman and plenty of storage spaces for your personal effects. The stateroom offers privacy with Shoji screens over the portholes, a personal entertainment system and a huge walk in closet. The split plan aft consists of a walk in closet to starboard and an outstanding master bath to port complete with his and her sinks, a light 'sandy" granite counter, marble floor and custom made shower and tub.

VIP Stateroom

The VIP stateroom features a queen berth, outstanding amenities and spacious layout. Shoji screens which adorn the windows are also finished in lacquered cherry wood. A classic finish of white Majite upholstery with cherry accents offers a clean and calming decor for the suite. The VIP also has a private entertainment center, vanity and plenty of storage, an ensuite head with granite sinks and a large spa style shower with reflective glass doors.

Guest Staterooms Port and Starboard

Finished in gloss cherry wood, padded ceilings and light carpeting, twin berths sit flush against each wall with a small night table in between. This arrangement is quite versatile in that these beds can slide together to form an oversized queen with the additional flexibility of a Pullman to accommodate occasional extra overnight guests. This stateroom features under-bunk storage and a hanging closet as well as a personal entertainment system and an ensuite head with shower.

Mechanical Equipment

Twin 100 3412 Caterpillars

27kw Onan Generators with sound shields

Cruise Air Chilled water system

Bennet Trim Tabs

Sentry/Dolphin AC/DC Light transformer

Naiad Stabilizer System Model 302

Fuel & Oil Transfer Pumps, orberodorfer PSRO 80 x 2

Sea Recovery Inc 600 GPD Water Makers

Fire and Smoke Detectors

Double Racor Main Engines

Glendinning CM8 100Amp Cablemaster with 100' cord

Sentry Battery Chargers: 1-80amp

Lazarette

The large lazarette is accessible from the swim platform and provides a tremendous amount of storage space for provisions, tools, supplies, and toys. To port is an additional head with sink and shower, which is convenient for guests heading to or returning from the beach.

2009/2014 Refit

Brand new Imron paint job

All brand new stainless steel galley appliances

Upgraded entertainment electronics throughout

New underwater light x 3

New headliners

New electronic controls with remote docking controls

Engineering inspection and overhaul

Upgraded exterior lights

New bottom paint and prop speed

New exterior cushions

New Exalto windshield wiper system.

Disclaimer The Company offers the details of this vessel in good faith but cannot guarantee or warrant the accuracy of this information nor warrant the condition of the vessel. A buyer should instruct his agents, or his surveyors, to investigate such details as the buyer desires validated. This vessel is offered subject to prior sale, price change, or withdrawal without notice.

Основная информация

Тип судна: Моторная яхта

Модельный год: 2001

Год постройки: 2001

Страна: United States

Размеры

Длина общая: 92' 0" (28.04m)

Скорость, вместимость и масса

Крейс. скорость: 20 Kts. (23 MPH)

Макс. скорость: 24 Kts. (28 MPH)

Вместимость воды: 7000 Gallons

Объем топливного бака: 3300
Gallons

Размещение

Всего кают: 4

Корпус и палуба

Материал корпуса: Fiberglass



Информация о двигателе

Двигатели: 2

Производитель: Caterpillar


Модель: 3412E

ФОТОГРАФИИ









КОНТАКТЫ

Андрей Шестаков (Andrey Shestakov) – ведущий яхтенный брокер отдела продаж яхт и судов компании Shestakov Yacht Sales Inc. Официальный представитель Shestakov Yacht Sales Inc. для русскоговорящих клиентов в центральном офисе компании в Майами/Форт Лодердейл/Флорида/США.

Контактная информация

Email: **andrey@shestakovyachtsales.com**

Web: **shestakovyachtsales.com**

Телефоны

Краснодарский край: **+7(918)465-66-44**

США, Майами, Флорида: **+1(954)274-4435**

Время работы

Понедельник – Суббота: **9:00 - 21:00** EDT

Воскресенье: **Закрыто**

Адрес



Harbour Towne Marina, 850 NE 3rd St, STE 213, Dania, FL 33004