

AWEIGH — SABRE YACHTS



Builder: SABRE YACHTS

Year Built: 2005

Model: Cruiser

Price: PRICE ON APPLICATION

Location: United States

LOA: 42' 0" (12.80m)

Beam: 14' 4" (4.37m)

Min Draft: 3' 9" (1.14m)

Max Draft: 3' 9" (1.14m)

Our experienced yacht broker, Andrey Shestakov, will help you choose and buy a yacht that best suits your needs **Aweigh — SABRE YACHTS** from **our catalogue**. Presently, at **Shestakov Yacht Sales Inc.**, we have a wide variety of yachts available on **our sale's list**. We also work in close contact with all the big **yacht manufacturers** from all over the world.

If you would like to buy a yacht **Aweigh — SABRE YACHTS** or would like help answering any questions concerning purchasing, selling or chartering a yacht, please call **+1(954)274-4435**

TABLE OF CONTENTS

TABLE OF CONTENTS	2
SPECIFICATIONS	4
Overview	4
Basic Information	5
Dimensions	5
Speed, Capacities and Weight	5
Accommodations	5
Hull and Deck Information	5
Engine Information	6
DETAILED INFORMATION	7
VESSEL WALKTHROUGH	7
SALON	7
GALLEY	8
MASTER STATEROOM	9
GUEST STATEROOM	9
HEAD	9
ENCLOSED HELM DECK	10
HELM AREA	11
COCKPIT AREA	12
HULL & DECK	12
ELECTRICAL SYSTEM	13
ENGINE ROOM AND MECHANICAL	13
Disclaimer	14
Exclusions	14
Disclaimer	14
PHOTOS	16
CONTACTS	21
Contact details	21

Telephones	21
Office hours	21
Address	21

SPECIFICATIONS

Overview

Aweigh is a fine example of the Sabre 42 Express. This model is an excellent design and Sabre offers quality construction. She exemplifies New England craftsmanship throughout. The solid rear enclosure and climate controlled bridge deck provided the comfort and security expected in a modern yacht. She is dry stored in an air conditioned facility during the Florida summers and is lovingly maintained during our mild winter months. Twin Yanmar 500HP diesel motors provide exceptional performance and fuel efficiency.

Come see Aweigh! You will not be disappointed!

Twin 500HP Yanmar Diesels w/ 890 Hrs, Serviced (10/16)

13.5 KW Onan Generator, Serviced (10/16)

Bow Thruster

Glendining 50 Amp Cord Reel

1800w Inverter (1/09)

(2) Raymarine E120 12 inch Displays

Raymarine 4kw Radar

SIMRAD AP26 Autopilot

5 Way Oil Change System

Dual Racors w/Pressure Gauges at Helm

Washer/Dryer

SAT-TV, KVH Tracvision 4

Flatscreen TV's (2)

Ice Maker

Stidd 500 Series Helm & Mate Seats

(3) Reverse Cycle Heat & A/C Units, including 24,000BTU Helm Deck A/C

Teak and Holly Sole and Cherry Cabinetry

Black Hull, Gold Sheer Stripe and White Boot Stripe, Awlgrip (1/09)

Red Micron CSC Bottom Paint (10/16)

Seawise Hydraulic Davit

Basic Information

Category: Cruiser

Sub Category: Downeast

Model Year: 2005

Year Built: 2005

Country: United States

Vessel Top: Enclosed Pilothouse

Dimensions

LOA: 42' 0" (12.80m)

Beam: 14' 4" (4.37m)

Min Draft: 3' 9" (1.14m)

Max Draft: 3' 9" (1.14m)

Speed, Capacities and Weight

Displacement: 29000 Pounds

Water Capacity: 160 Gallons

Holding Tank: 60 Gallons

Fuel Capacity: 450 Gallons

Accommodations

Total Cabins: 2

Total Berths: 2

Sleeps: 4

Total Heads: 1

Hull and Deck Information

Hull Material: Fiberglass

Hull Configuration: Modified Deep Vee

Hull Color: Black

Engine Information

Engines: 2

Manufacturer: Yanmar

Model: 6CXM GTE2

Engine Type: Inboard

Fuel Type: Diesel

DETAILED INFORMATION

VESSEL WALKTHROUGH

Aweigh is a sophisticated down-east express with a pilothouse that includes lounge seating, full wet bar and comfortable swivel STIDD helm and companion seats. Visibility is extraordinary from the fully equipped helm station. The center opening windshield and large side opening windows provide an al fresco ride or may be used with heat or air conditioning as conditions demand. The upper salon/helm deck has light beige upholstery, cherry trim and teak decks. Aweigh has the optional hard back enclosure. Aft and to port is an L-shaped settee with a hi-low table. To starboard there are a bench seat and a wet bar, including an icemaker. Easy access to the engine compartment is through the deck hatch.

Down four steps into the lower salon, one finds an abundance of natural light, lush cherry paneling and trim and a teak and holly sole; all of which create a very warm and inviting area. Directly to port is a full equipped galley. Forward of the galley area there is a large L-shaped sofa and accompanying adjustable dining table. Viewing of the flat screen TV on the opposite wall is very comfortable from the settee. Immediately to starboard, at the base of the stairway, is the guest cabin with a settee convertible to a double berth. Next forward to starboard is the head with access door from the salon as well as the master stateroom and includes a separate stall shower. Directly forward is the master stateroom with a centerline berth, washer/dryer and ample storage. Admire the dovetail joints and fine Maine craftsmanship throughout. Enjoy total comfort afforded by multiple deck hatches with Oceanair screens/shades, opening stainless steel ports with accordion blinds, and reverse cycle heat and a/c units with remote compressors located in the engine room.

The large Cockpit with mezzanine seats, transom door, swim platform, davit system, rod holders, and lots of storage is ideal for cruising, diving, fishing, or just relaxing. Wide side decks, bow rails that extend aft to the cockpit, and additional cabin house hand rails allow safe and comfortable access to the bow.

SALON

The Main Salon is well lit and ventilated with polished stainless ports and several overhead deck hatches. There is also great headroom. The Salon has a large L-shaped settee and a cherry wood pedestal dining table. There is also a flat panel TV which is framed in solid wood mounted directly opposite the main salon settee for optimal viewing. Access to the Salon is gained through a companionway door on the centerline.

Lush Cherry Interior with Teak and Holly Sole

Generous Shelf and Locker Storage

Cherry Louvered Locker Doors

L-Shaped Ultra Leather Settee w/ Storage

Inlaid Table, Adjustable

Flat Screen HD TV, 27 Inch w/Cherry Frame (NEW 11/14)

SAT-TV, KVH Tracvision 4

Direct TV DSS Receiver

Antenna Added for HD Local Reception

DVD and Stereo System

Salon Lights Dimmer Switch

Port Lights, Opening with Accordion Shades

Deck Hatches (3) w/Oceanair Screens/Shades

Reverse Cycle Heat and A/C

GALLEY

The fully equipped Galley is located in the cabin to the port of the entryway, adjacent to the Salon.

Subzero Refrigerator w/Freezer

Convection Microwave Oven, Panasonic

Cooktop, 2 Burner Electric

Cherry Cabinetry and Drawers

Corian Counter Tops

Stainless Steel Sink

Port Hole with Accordion Shade

Dockside Water and Pressure System

Water Tank Gauge

MASTER STATEROOM

The Master Stateroom is forward with a centerline island double berth and memory foam mattress, generous storage, washer/dryer and a private entrance to the head.

Centerline Berth with Memory Foam Mattress

Cedar Lined Hanging Locker w/Louvered Door

Flat Screen TV w/Cherry Frame

Washer/Dryer

Opening Ports with Accordion Blinds

Deck Hatch w/Oceanair Screen/Shade

Reverse Cycle Heat and A/C

Remote A/C Compressor Located in Engine Room

Private Access to Head

GUEST STATEROOM

The guest stateroom is immediately to starboard upon entering the cabin. It has a comfortable Pullman style single settee that converts to a double berth. There is storage under the berth in addition to other storage lockers and a cedar lined hanging locker. Natural light and ventilation is provided by an opening stainless steel port and deck hatch.

Settee Convertible to Double, Ultraleather

Hanging Locker, Cabinets and Drawers

Custom Cabinet behind Mirror

Opening Port with Accordion Blind

Deck Hatch w/Oceanair Screen/Shade

HEAD

The head has a large separate shower. There is private entrance from the master stateroom and from the salon.

Vanity with Molded in Sink and Storage

Corian Counter Top

Large Separate Shower w/Plexiglas Door

Seat and Cabinet in Shower

Storage Lockers

Deck Hatch w/Oceanair Shade/Screen

Opening Port w/Accordion Shade

Jabsco Electric Head

Tank Watch Holding Tank Gauge

ENCLOSED HELM DECK

The enclosed helm deck/upper salon provides great comfort in all weather. It is finished with cherry trim and teak decking. The L shaped Settee and (2) Stidd chairs are upholstered with Ultraleather. For total comfort in all weather there is reverse cycle A/C and heat; front, rear, and side opening windows and overhead deck hatches with Oceanair screen/shades.

Hard Aft Enclosure w/Locking Door and Opening Window

Teak Decking and Cherry Trim

Fully Equipped Helm Station

Helm and Companion Seats, Stidd Series 500

L-shaped Settee, Ultra Leather w/Storage Under

High Gloss Inlaid Table

Opening Windshield and Opening Side Windows

Deck Hatches w/Oceanair Screens/Shades

Reverse Cycle Heat and A/C, 24000 BTU

Remote A/C Compressor Located in Engine Room

Cabinet with Wet Bar and Ice Maker

Tinted Windows

Texolene Window Coverings

HELM AREA

The helm area provides great 360 degree visibility for captain and mate from the comfort of matching Stidd seats. Opening windshield, side, and rear windows let the breeze flow through and allow communication with those on deck or on the dock when needed. The mate seat Plexiglas chart area is a great asset when running inshore marked channels.

Stidd 500 Series Helm & Mate Seats

Plexiglas Covered Paper Chart Area

Opening Windshield and Side Windows

Triple Windshield Wipers

Full Engine Instrumentation

GPS/Chartplotter, Raymarine E120 12 inch Multifunction Displays (2)

Radar, Raymarine 4kw 24 inch Radome

Autopilot, Simrad AP26

VHF Radio, ICOM M602

Raymarine Raystar 130 GPS/WAAS (NEW 2/16)

Raymarine DSM300 Digital Fishfinder

Bow Thruster

ICOM Command Microphone

Digital Depth Display, SIMRAD IS12

Compass, 4 1/2 inch Ritchie Navigator

Hailer Horn, SPECO PA

Controls for Trim Tabs, Windlass and Spotlight

AM/FM/CD Stereo, Clarion XMD3-R

6 Disc Changer, Clarion DCZ625

COCKPIT AREA

The large, secure cockpit with mezzanine seats, transom door, swim platform, dingy & davit, rod holders, and lots of storage is ideal for cruising, diving, fishing, or just relaxing. Access to the Helm/Upper Salon is via a Locking Door.

Mezzanine Seating with Storage Under

4 Position Rod Rack in Transom

Storage in Lazarette

Non-Skid Deck

Transom Door

Cockpit Mooring Cover

Rod Holders (2)

Hot & Cold Transom Shower

HULL & DECK

A modified deep V hull design with 16 degrees of deadrise at the transom delivers the perfect combination of performance, fuel efficiency, and a comfortable ride. Wide side decks, bow rails that extend aft to the cockpit, and additional cabin house hand rails make it safe and comfortable to walk around to the bow.

Aweigh received an epoxy barrier coat when she was originally commissioned as a new boat in addition to the vinyl ester resin used in her construction. The original hull color was black gel coat which was repainted with black Awlgrip in 2009; also in 2009 the gold sheer strip and white boot stripes were renewed with Awlgrip. In addition, the teak toe rail is finely finished with high gloss varnish, renewed annually.

Fresh Bottom Paint, October 2016

Epoxy Barrier Coat when Commissioned

Solid/Hard Aft Enclosure w/Locking Door and Opening Window

Black Hull, Gold Sheer Stripe and White Boot Stripe, Awlgrip (1/09)

Windlass, Electric with Remote at Helm and Footpads on Foredeck

Delta Anchor with Extra Chain Added (now 80 ft) and Nylon Rode (250 ft)

Fresh Water Wash Down Forward

Deck, Non-skid

Stainless Steel Bow Rail to Cockpit

Stainless Steel Cabin House Hand Rails

Spot Light, ACR Mast Mounted

Swim Platform and Telescoping Swim Ladder

Hydraulic Davit System, Seawise

ELECTRICAL SYSTEM

Glendenning 50 Amp Shorepower Cord Reel

Inverter 1800 watt Xantrex Sine Wave (NEW 1/09)

Battery Charger (NEW 7/09)

(2) 8D Lifeline AGM House Batteries

(2) Group 31 Engine Batteries

(1) Generator Battery

Battery Switches

Parallel Switch

ENGINE ROOM AND MECHANICAL

The engine room is has excellent head room and plenty of room to work. It is neat, clean, and well laid out. Engines and Generator serviced October, 2016.

Twin 500 hp Yanmar Diesels

Teleflex Morse Electronics Single Lever controls

Dual Main Engine Racors

Racor Pressure Gauges at Helm

5 Way Oil Change System

Bow Thruster

High Water Alarm

Bennett Trim Tabs

Teleflex Hydraulic Steering

(2) 80 Amp Alternators

PPS Dripless Shaft Seals

All A/C Compressors Located in Engine Room

Disclaimer

The Company offers the details of this vessel in good faith but cannot guarantee or warrant the accuracy of this information nor warrant the condition of the vessel. A buyer should instruct his agents, or his surveyors, to investigate such details as the buyer desires validated. This vessel is offered subject to prior sale, price change, or withdrawal without notice.

Mechanical Disclaimer Engine and generator hours are as of the date of the original listing and are a representation of what the listing broker is told by the owner and/or actual reading of the engine hour meters. The broker cannot guarantee the true hours. It is the responsibility of the purchaser and/or his agent to verify engine hours, warranties implied or otherwise and major overhauls as well as all other representations noted on the listing.

Exclusions






Owner's personal belongings.

Disclaimer



The Company offers the details of this vessel or yacht in good faith but cannot guarantee or warrant the accuracy of this information nor warrant the condition of the vessel. A buyer should instruct his representatives, agents, or his surveyors, to








investigate such details as the buyer desires validated. This vessel or yacht is offered subject to prior sale, price change, or withdrawal without notice.



PHOTOS











CONTACTS

Andrey Shestakov, leading yacht broker of the sales department of Shestakov Yacht Sales Inc. Shestakov Yacht Sales Inc., the official representative of the Miami/Fort Lauderdale FL headquarters.

Contact details

Email: **andrey@shestakovyachtsales.com**

Web: shestakovyachtsales.com/en/

Telephones

USA: **+1(954)274-4435**

Office hours

Monday – Saturday: **9:00 - 21:00** EDT

Sunday: **closed**

Address



Harbour Towne Marina, 850 NE 3rd St, STE 213, Dania, FL 33004