

BELLA VITA — AZIMUT



Судостроитель: AZIMUT

Год постройки: 2011

Модель: Моторная яхта

Цена: ЦЕНА ЯХТЫ ПО ЗАПРОСУ

Местонахождение: United States

Длина общая: 95' 0" (28.96m)

Ширина: 22' 6" (6.86m)

Макс. осадка: 6' 1" (1.85m)

Крейс. скорость: 23 Kts. (26 MPH)

Макс. скорость: 26 Kts. (30 MPH)

Купить **BELLA VITA — AZIMUT** а также выбрать подходящую вам яхту из нашего **каталога яхт** вам поможет опытный яхтенный брокер Андрей Шестаков. На сегодняшний день компания **Shestakov Yacht Sales Inc.** имеет большое количество яхт в **собственном списке продаж**, а также тесно сотрудничает со всеми крупными **яхтенными производителями** по всему миру.

Для того чтобы купить яхту **BELLA VITA — AZIMUT** а также проконсультироваться по любому вопросу связанному с покупкой, продажей, чартером яхт позвоните по телефону **+7(918)465-66-44**.

ОГЛАВЛЕНИЕ

ОГЛАВЛЕНИЕ	2
ХАРАКТЕРИСТИКИ	6
Обзор	6
Основная информация	6
Размеры	6
Скорость, вместимость и масса	6
Размещение	7
Корпус и палуба	7
Информация о двигателе	7
ПОДРОБНОЕ ОПИСАНИЕ	8
Remarks	8
General	8
Layout	9
Transom	9
Cockpit	10
Bow	10
Salon / Dining Area	10
Galley	11
Pilothouse	11
Day Head	12
Master Stateroom	12
Aft Master Head	13
Bow Master Head	13
Guest Stateroom - Starboard	13
Guest Stateroom - Port	14
Guest Heads	14
VIP Stateroom	15
VIP Head	15

Starboard Crew Cabin	15
Captains Quarters	16
Crew Head	16
Crew Lounge	16
Fire Alarm and Fuel Systems	16
Flybridge	17
Navigation Systems	18
Electrical System	19
Generators	19
Water Systems	19
Electro-Hydraulic System	20
4 Sides	21
Bow and Stern Thruster	21
Exclusions	21
Исключения	21
Отказ от ответственности	21
ФОТОГРАФИИ	22
Aft Deck	22
Aft Deck	22
Salon	22
Salon	22
Salon Bar	22
Dining	22
Galley	22
Galley	22
Dinette	23
Pilothouse	23
Pilothouse	23
Master Stateroom	23

Master Stateroom	23
Master Head	23
Master Head	23
Master Head	23
VIP Stateroom	24
VIP Stateroom	24
Vip Head	24
Guest Stateroom - Port	24
Guest Head	24
Guest Stateroom - Starboard	24
Guest Stateroom - Starboard	24
Engine Room	24
Engine Room	25
Engine Room	25
Crew Quarters	25
Captain's Cabin	25
Crew Cabin	25
Bow View	25
Foredeck	25
Foredeck	25
Flybridge	26
Flybridge	26
Flybridge	26
Flybridge	26
Flybridge	26
Flybridge Helm	26
Flybridge	26
Aft view	26
КОНТАКТЫ	27

Контактная информация	27
Телефоны	27
Время работы	27
Адрес	27

ХАРАКТЕРИСТИКИ

Обзор

US spec 60 Hertz from factory Customized galley for extra space Original Owner

Основная информация

Тип судна: Моторная яхта	Подкатегория: Flybridge
Модельный год: 2011	Год постройки: 2011
Страна: United States	Открытая палуба мостика: Да

Размеры

Длина общая: 95' 0" (28.96m)	Ширина: 22' 6" (6.86m)
Макс. осадка: 6' 1" (1.85m)	

Скорость, вместимость и масса

Крейс. скорость: 23 Kts. (26 MPH)	Макс. скорость: 26 Kts. (30 MPH)
Водоизмещение: 210000 Pounds	Вместимость воды: 476 Gallons
Вместимость сточного бака: 291 Gallons	Объем топливного бака: 3170 Gallons

Размещение

Всего кают: 4

Всего коек: 6

Спальные места: 9

Всего ком. состава: 6

Каюта капитана: Да

Каюты экипажа: 1

Койки экипажа: 3

Спальных мест экипажа: 3

Комм. состав экипажа: 1

Корпус и палуба

Материал корпуса: Fiberglass

Комплектация корпуса: Semi-Displacement

Цвет корпуса: White

Информация о двигателе

Двигатели: 2

Производитель: Caterpillar

Модель: C-32 ACERT

Тип двигателя: Inboard

Тип топлива: Diesel

ПОДРОБНОЕ ОПИСАНИЕ

Remarks

Azimut's most pristine yacht is now available for purchase. Known for her luxurious custom build "Bella Vita" is by far the most unique Azimut on the market. The owner spared no expense when it came to the fully painted superstructure down to its custom gas grill on the fly bridge. Initially, she was built for the US market but with the ASEA converters, she is ready to cruise anywhere in the world. Owner was very involved in the build and has many upgrades and changes to make her as functional and beautiful as possible.

- Extended warranty and major service just finished 10/1/16
- **US spec 60 Hertz from factory**
- Custom spacious galley
- Original owner

General

- The Bella Vita has been provided the highest level classification and been approved by R.I.N.A. according to the "Rules for the Classification of Yachts"
- Electrical System: 110V/60Hz Triple Phase
- US Package and Gangway
- Wireless Yacht Controller: Remote Controls for main engines and thrusters
- Hydraulic Bow and Stern Thruster
- Upgraded ATOS intruders
- SAE Converter with seamless transfer
- Idromar 180 l/h Water maker
- Increased soundproof insulation between the Engines room and the Master Cabin
- Delta T Misting System on Aft Deck and Flybridge
- Kahlenberg Air Horn: T-2 model with signaling controller M-511-c (stainless steel)
- Deck Fuel Gauges
- Compressor with plugs on aft, next to the shore power inlet and in the Engines Room
- Glendenning 100 AMP with 100' cable on aft
- Fitted with Smoke and CO2 Detectors in all the cabins (crew included)
- Additional filter (UV Ray) on fresh water tank
- The main engines information is available on the Flybridge display
- (2) US Specified Life Raft - serviced 4/1/16
- Monitor with alarms in the crew quarters
- Additional water heater
- Anti-Vibration material added on the Bow Bulkhead and of the VIP Cabin and the

on the Aft Bulkhead of the Engines Room

- Stainless Steel anchors
- Vacuum Gauges on the Racor filters
- Fresh water spicket in Engines Room

Layout

External Layout:

- Awlgrip painted Hull and Superstructure (furniture included) : WHITE – Factory painted
- Additional pairs of midship cleats (four in total each side)
- Pop up cleats on the swim platform
- (2) U shaped removable handrails on the swim platform
- No. 8 OCEAN LED underwater lights: two on the aft under the swim platform, two on each side on aft and one each side under the Master Cabin windows
- Two bases for umbrellas on the swim platform
- Marquipt ladder with swiveled platform and brackets on each side
- Stainless steel rub rail on the swim platform and the side cigars
- All locker doors installed with gas pistons
- Stainless steel strips added on the outboard side of the Bow fairleads, to protect the gelcoat from friction with mooring lines

Internal Layout:

- (3) Safes in total, Master Cabin, VIP Cabin and Captain's Cabin
- All mirrors have been custom beveled
- Drawers fitted with breaking system when closed
- Additional soundproof insulation/padding of all floors (all carpeted areas)

Transom

Hydraulic lifting swim platform with a max capacity of 2500 lbs. Teak floor and grating.

Structural staircases with teak steps on both sides of the transom to access the swim platform. Stainless steel handrail on the external side of each staircase. Electro-hydraulic retractable gangway in stainless steel and teak on transom, starboard side.

Water shore connection, shower, fresh water outlet on transom, portside. Shore power inlets, TV and telephone inlets placed on transom, starboard side Black water shore discharge system on starboard side.

Watertight door to access lower deck/crew quarters placed in the middle of the transom.

Cockpit

- Custom High/Low Aft Deck table with central removable extension
- C-shaped fiberglass settee for 6 people, with cushions
- 3 Custom wicker chairs
- Salon door in tempered glass and stainless steel divided into four sections.
- Stainless steel handrail on both sides of the settee.
- Control panel for the gangway and the swim platform, placed in the handrail on starboard side of the settee.
- Stainless steel handrails for the staircase to the flybridge
- Two stainless steel pillars to sustain the flybridge structure
- Two stainless steel gates to access the swim platform
- Fresh water inlets on port and starboard side
- Watertight halogen lights on the ceiling
- Covers for the settee and the table Drainage holes

Bow

- Bimini top above bow seating area
- Chain storage with drainage - (2) windlass, (2) anchor
- Chain washer through the fire extinguisher hose
- Sunbathing cushions area on the superstructure
- C-shaped sofa integrated in the superstructure, with cushions and backrest
- Watertight halogen lights recessed in the fiberglass placed in the sofa area and in the bow mooring area
- Two teak coffees table with stainless steel high/low base, teal filler to make one large table
- Two electric wipers for forward windows
- Black mesh for the front wheelhouse windscreen
- Emergency escape hatch from the VIP cabin
- Covers for the teak tables, sofa and sunbathing cushions

Salon / Dining Area

- Custom Salon layout with 50" Retractable TV (See entertainment section)
- Custom L shaped sofa
- One glass coffee table with storage for two ottomans
- Furniture between salon and dining area, for storage of dishware, glassware and cutlery
- Dishware, glassware and cutlery set for 10 people
- Glass dining table with eight dining chairs
- Storage cabinet on starboard side in the dining area

- Custom bar unit with marble top and floating top in wood, equipped with: sink in stainless steel, Isotherm 49 lt fridge and Isotherm 4kg/h icemaker
- Storage cabinet on port side next to the bar
- Sliding door to access the custom galley
- Separate door dividing the dining area and the wheelhouse
- Direct (halogen spotlights) and indirect (neon) lights on ceilings
- Custom carpet flooring
- Floor behind the bar cabinet in marble
- Wine Chiller hidden in dining area

Galley

- Custom Gallery arrangement to utilize counter space and storage
- Trash disposal in the sink
- Instant hot water by the sink
- Side access door on the starboard side on the superstructure
- Slide access door from the dining area
- Two sliding panels
- Equipment of the galley includes: electric five burner Miele countertop with pot holder sink (Barazza) hood for the cooking top (Miele) conventional oven (Miele) microwave oven (Miele)
- Fridge and freezer equipped with ice maker, stainless steel finishing (Subzero)
- Spotlights on the ceiling
- Amtico flooring
- Granite countertops

Pilothouse

- Custom Chart table with storage inside
- Storage cabinet on portside
- Wheel upholstered in leather
- Main engines controls
- Main engines and inverters gauges
- Bow and stern thruster control
- Navigation electronics
- Intercom controls
- Carpet flooring

15" Touchscreen to control and monitor the following systems:

- Generators
- 220V power system
- 24V power system

- Navigation
- Lights, navigation lights, searchlight, horn, wipers
- Indicator/alarms of: fuel tanks level, water tank level, grey and black water tanks.
Bilges
- Batteries
- Fire alarm system
- Central staircase to lower deck
- Sofa C shaped on portside with storage underneath and flag rack on the side
- Cherry wood table
- Two single pilot seats
- Electrical panel placed on aft of the helm seats

Day Head

- TECMA Toilet
- Sink- Stone
- Mirror, shelves and cabinet under the sink
- Lights on ceiling above the sink
- Washing basin top and backsplash in marble
- Wooden flooring with central marbles inlay
- Venetian blinds

Master Stateroom

- Custom His & Hers Head arrangement
- Custom coffee table with hidden fridge inside, on portside
- Private access with separate staircase from the salon
- Lower deck lobby with storage area and additional washer and dryer
- Custom King size bed with storage underneath
- Two nightstands with two drawers each
- Two reading lamps
- Indirect (neon) lights on ceiling
- Direct lights (halogen spotlights) on the ceiling
- Rope lights behind the panels beside the beds
- Two wide panoramic windows, one each side
- Opening porthole on portside and on starboard
- Custom dresser on starboard side window
- Walk in closet on portside
- Drawers columns on starboard and port sides
- TV on aft bulkhead
- Safe box
- Carpet flooring

- Washer / dryer in hallway entrance to Master Stateroom

Aft Master Head

- Tecma Toilet
- Sink
- Mirror, shelves and cabinet under the sink
- Lights (halogen spotlights) on ceilings and above the sink
- Lamps on the sides of the mirror
- Watertight light inside the shower
- Custom glass tiled shower with column and central rain shower on ceiling, teak grating, teak bench and glass door
- Shower column, mirror trim, washing basin top and backsplash in marble
- Storage cabinet on hull side
- Marble flooring with wooden perimeter
- Opening porthole
- Venetian blinds

Bow Master Head

- Tecma Toilet
- Sink
- Mirror, shelves and cabinet under the sink
- Lights (halogen spotlights) on ceilings and above the sink
- Lamps on the sides of the mirror
- Watertight light inside the shower
- Custom glass tiled shower with column and central rain shower on ceiling, teak grating, teak bench and glass door
- Shower column, mirror trim, washing basin top and backsplash in marble
- Storage cabinet on hull side
- Marble flooring with wooden perimeter
- Opening porthole
- Venetian blinds

Guest Stateroom - Starboard

- Access from the lower deck corridor, through the staircase from the wheelhouse
- All TV's are recessed in the bulkheads in all cabins
- Two custom single beds with storage underneath, with mattresses, pillow and bedspreads
- Nightstand in the middle with four drawers

- One lamp
- Indirect light (neon) on the ceiling
- Direct light (halogen spotlights) on the ceiling
- Rope light behind the panel of the headboard above the nightstand
- Wardrobe with hanging bar and drawer
- Opening porthole
- Curtains and upholstery
- Custom carpet flooring

Guest Stateroom - Port

- Access from the lower deck corridor, through the staircase from the wheelhouse
- All TV's are recessed in the bulkheads in all cabins
- Custom double bed with storage underneath
- Nightstand with storage
- In -suite Head
- One lamp
- Indirect light (neon) on the ceiling
- Direct light (halogen spotlights) on the ceiling
- Rope light behind the panel of the headboard above the nightstand
- Wardrobe with hanging bar and drawer
- Opening porthole
- Curtains and upholstery
- Custom carpet flooring

Guest Heads

- Tecma Toilet
- Sink
- Mirror, shelves and cabinet under the sink
- Cabinet with drawers on hull side
- Lights (halogen spotlights) on the ceilings and above the sink
- Watertight light inside the shower
- Lamps on the sides of the mirror
- Shower with column and central rain shower on ceiling, wooden grating and glass door
- Shower column, mirror trim, washing basin top and backsplash in marble
- Marble flooring with wooden perimeter
- Opening porthole
- Venetian blind

VIP Stateroom

- Queen bed with storage underneath, mattress, bedspreads and pillows – Custom made
- Two nightstands with drawer
- Two lamps
- Indirect (neon) lights on ceiling
- Direct light (halogen spotlights) on the ceiling
- Two fixed windows
- Opening porthole on starboard side
- Wardrobe with shelves on starboard side
- Wardrobe with hanging bar and shelves on aft starboard side
- Storage cabinet on starboard side
- Storage cabinet with drawers and vanity on portside
- Storage area behind the headboard panel
- Hanging cabinets on both sides above the windows
- Emergency hatch on ceiling
- Curtains and upholstery
- Carpet flooring

VIP Head

- Tecma Toilet
- Sink
- Mirror, shelves and cabinet under the sink
- Lights (halogen spotlights) on the ceilings and above the sink
- Watertight light inside the shower
- Lamps on the sides of the mirror
- Shower with column and central rain shower on ceiling, teak grating and glass door
- Shower column, mirror trim, washing basin top and backsplash in marble
- Marble flooring with wooden perimeter
- Opening porthole
- Venetian blind
- Access from the hatch on transom or from the side access door on the superstructure on aft portside

Starboard Crew Cabin

- Two bunk beds, with mattresses, bedspreads and cushions
- Drawer underneath the lower bed
- Direct light on ceiling (halogen spotlights)

- Reading lights
- Opening porthole Wardrobe with hanging bar
- Curtains and upholstery
- Vinyl flooring

Captains Quarters

- Large single bed with filler to make a double bed
- Drawer underneath the lower bed
- Direct light on ceiling (halogen spotlights)
- Reading lights
- Opening porthole
- Wardrobe with hanging bar
- Storage cabinet next to the wardrobe
- Safe box
- Curtains and upholstery
- Wood flooring

Crew Head

- The crew head is made by two separate areas arranged as follows:
- Aft head: shower wooden grating cabinet with sink top and backslash in marble mirror direct light (halogen spotlight) on ceiling watertight light in the shower vinyl floor
- Port head: WC Tecma cabinet with sink mirror direct light (halogen spotlight) on ceiling vinyl floor

Crew Lounge

- Two sofas for four people in total. Storage underneath the sofas.
- Wooden table with stainless steel base
- Washer and dryer
- Cabinet with granite top, equipped with sink, cooking top and fridge
- Hanging cabinet with hood and shelves
- Direct light on ceiling (halogen spotlights)
- Wood floor

Fire Alarm and Fuel Systems

Fire Alarm System:

- Portable extinguishers in all the areas of the yacht
- FM200 fire extinguisher system for the main engines: Manual control station, placed on aft portside of superstructure
- Cabinet placed under the staircase to the crew quarters with the following items: one 108 Kg bottle FM200 one CO2 pilot bottle for:
 - FM200 activation
 - Shut off of the ventilation and extraction ducts in engines room
 - Shut off of the fuel valve at the day tanks
 - Connection to the electrical system for the switching off of the air intakes and extractor of the engines room and the electrical pump for fuel transfer
- N.2 nozzles placed on the engines room ceiling
- Two fire extinguisher hoses placed as follows: one on aft, under the staircase to the upper deck, one on bow, next to the anchor winch.
- Fire extinguisher system: smoke detectors are placed in the following areas:
 - Engine room area (2), Dinette crew area, Corridor lower deck, Master cabin, Galley, Saloon/dining area, Wheelhouse
 - Technical area under the wheelhouse

Fuel System:

- One day tank placed on the bow bulkhead in engine room and one structural tank positioned midship.
- Total capacity:3,170 gals.
- Each tank is provided with breather pipe and electric sensor for level monitoring.
- Fuel levels and their alarms are visible in wheelhouse and on the main electrical panel
- Fuel filling operation is carry out by filling both tanks
- Reversible 220V AC electro-pump, automatic and manual, with a capacity of (37 gals/h), to transfer fuel
- Duplex RACOR filters on engines type 75/1000 MA
- Single RACOR filter on generators type 500 MA
- AISI 304 or rubber flameproof piping

Flybridge

- Custom Flybridge arrangement
- Crane on Flybridge, placed on aft bow direction, with upgraded capacity
- Hard top with retractable opening
- Second radar arch
- Pair of spotlights recessed in the fiberglass on aft Flybridge
- (4) Swiveling stools at custom shaped bar
- Teak floor on Flybridge
- Custom Barbecue in central position with storage underneath for gas tank and

BBQ Kit) and storage lockers on both sides.

- Barbecue with Stainless steel cover with internal light over the grill and both counter tops on the sides. Barbecue cover to be, when closed, in line with the side counter tops.
- Glendenning hose for fresh water installed in the storage lockers in the barbecue cabinet.
- Electric curtain to cover the aft area, from roll bar to crane
- Additional hardtop controls on the Flybridge console
- (2) US Specified life rafts

Navigation Systems

• RADAR / CHARTPLOTTER 3D SYSTEM Furuno NavNet 3D Black Box Multi-Function Display Includes: Black box Processor Black box Control unit Pre-loaded w/NOAA raster charts for US LOCATION: WHEEHOUSE • Furuno NavNet 3D Black box Control unit LOCATION: FLYBRIDGE Furuno NavNet 3D Open Array Radar Sensor - 24VDC Includes: NavNet 3D Gearbox Radar Sensor cable for NavNet 3D Furuno XN12A 4' Open Array Antenna • Furuno NavNet 3D 6' Open Array Radar Sensor - 24VDC Includes: 25kW NavNet 3D Gearbox 6' Antenna Radiator Assembly Power Supply Unit Furuno XN13A 6' Open Array Antenna 2 KEP Marine 19" Pilothouse Marine Display 2 KEP Marine Rear Mount addition LOCATION: WHEELHOUSE • 2 KEP-KEPM-15 KEP Marine 15" Sunlight readable Monitor LOCATION: FLY BRIDGE Furuno Black Box WAAS/GPS Receiver Shakespeare 4" High 1"-14 Thread SS mount • Furuno Interswitch Hub for NavNet 3D • GEF-EXT-DVI-CAT5X Gefen DVI CAT-5 Extreme • Furuno FA-50 Class B AIS Transponder - 24VDC Includes: Transponder Unit Antenna GPA-017S Viewer FAISPC-MX Comrod 6dB 8' VHF Antenna 1" Deck-mounting flange Antenna Mount Shakespeare 4" High 1"-14 Thread SS mount Furuno Digital Black Box echo sounder module for NavNet Airmar 600W 50/200kHz bronze Triducer - Speed/Depth/Temp Furuno FI503 Digital Data Display LOCATIONS: WHEELHOUSE, FLY, CAPTAIN'S CABIN • Furuno NMEA Interface Kit • Furuno NMEA 2000 Cable - 20m • Furuno Bronze Thru-Hull Depth, Speed & Temp Sensor - NMEA2000 Rate Compensated Heading Sensor • Furuno SC50 GPS Satellite Compass - 24VDC Includes: SC502 4.5" LCD Display, SC501 Processor unit, SC303 25.6" Antenna unit, 15m Cable assembly • Furuno Ultrasonic Weather Station w/GPS Sensor Alfatronix 24VDC to 12VDC PowerVerter 6A • Furuno Sirius Satellite weather Receiver w/Antenna Includes: Receiver, power cable & SR40 Antenna NOTE: SIRIUS WEATHER SUBSCRIPTION NOT INCLUDED LOUDHAILER Furuno LH3000 30W Loudhailer w/4.5W intercom - 12VDC 2 Newmar 60W waterproof Deck horn 1 Alfatronix 24VDC to 12VDC PowerVerter 6A • EPIRB Sailor SGE406-II Satellite EPIRB w/GPS & aut. release bracket • AUTOPILOT Simrad AP50 Autopilot Includes: Display w/15m Robnet cable Rudder Feedback w/10m cable Compass w/15m cable J50 Junction Box LOCATION: WHEELHOUSE • Simrad AP50 Control Unit Display w/15m Robnet cable LOCATION: FLYBRIDGE • Simrad IS20 Rudder Display LOCATION: WHEELHOUSE + FLYBRIDGE • Simrad TI51 Thruster Interface - part#: 22089189 • Simrad AT 10

Universal Simnet / Nmea Converter Simrad Installation Cable Kit VHF 2 Icom M604 US VHF Marine Transceiver - Black Includes: Hand microphone & Mounting bracket Kit LOCATIONS: WHEELHOUSE + FLY • 2 Comrod 6dB 8' VHF Antenna 2 Procom 1" Deck-mounting flange Antenna Mount Alfatronix 24VDC to 12VDC PowerVerter 6A TY NAV-COM CABLE & HARDWARE Package

Electrical System

- Gel Batteries • 2 x 100A inlets + TV and phone inlets in the storage locker on Bow • All courtesy lights are LED • The whole system has been carried out according to the I.E.C. and C.E.I. rules • The voltages on board are the following: - 220 V a.c. triphase, 60 Hz, for power circuits - 220 V a.c. single phase • 60 Hz, for: - - lights in the engines room, - - neon lights, - - electrical outlets; • 24 V c.c. with grounded negative for: - - engines starter - - emergency circuits, - - spotlights, headboards and courtesy lights, - - little users - - navigation lights - - electronics • 12 V c.c. with grounded negative for: - - generators starter • Electrical wiring is housed in metal or self-extinguishing closed PVC conduits • Electrical wiring is constructed with no flammable materials and with proper cross section related to the use • Additional empty conduits (40 mm of diameter) in the following areas: - One conduit from the roll bar (starboard side) to the technical area under the wheelhouse console - One conduit from roll bar (portside) to the technical area under the wheelhouse console - One conduit from the technical area under the wheelhouse console to the bilge - One conduit from the technical area under the wheelhouse console to the ceiling of the engines room - One conduit from the ceiling of the engines room to the crew quarters ceiling • Principal electrical control panels are installed in: - engine room - wheelhouse • Secondary electrical panels are installed in all areas of the yacht • All equipment have ground junctions with adequate cords and braiding of copper with proper cross section • The ground system is the following - ground system for machinery, sea water intakes, etc.; - ground system for electrical circuits, which joins all control panel grounds and electrical equipment grounds • The ground system is made up by two copper straps all along the length of the yacht, connected to: - aft zincs - independent porous plates. • Dimmed lights for all internal ceiling lights (galley and heads excluded)

Generators

- Two 40Kw generators, 220V, 60Hz, triple phase in engines room, installed on silent blocks. Port 2758 (10/30/16), Starboard 2692 (10/30/16)
- Sound shield box, control panel and 12V c.c starter.
- Remote starter

Water Systems

Gray Water System:

- One gray water tank, with a maximum capacity of 1100 lt (291 gals), with anti-smell filter.
- Electrical pump 220V with 45 lt./min. max. flow rate.
- The pump works manually. In case of emergency the tank can be discharged by mean of black water electrical pump. Two secondary collecting tank to discharge into the main tank the gray waters collected in the crew and midship secondary tanks.
- Copper piping in engine room and in PVC piping in the other areas of the yacht.

Black Water System:

- One gray water tank, with a maximum capacity of 1100 lt (291 gals), with anti-smell filter.
- Electrical pump 220V with 45 lt./min. max. flow rate.
- The pump works manually. In case of emergency the tank can be discharged by mean of black water electrical pump.
- The black water tank can be also discharge ashore
- Copper piping in engine room and in PVC piping in the other areas of the yacht.
- Black water 24V spare pump (not installed) is supplied

Fresh Water System:

- System can be fed both by structural tank with a capacity of 1.800 lt (476 gals) and shore connection
- Plug for the shore connection on aft
- Two 220V and 24 V electrical pumps positioned in engine room , pump water from structural tank to all users: washbasins, sinks, showers, electrical appliances, aft platform shower and washing deck hose
- Water heater with 100 lt (26 gals) maximum capacity
- Two 230V pumps for the hot water recirculation
- WC system is Tecma type, working with fresh water
- Water maker predisposition
- One 24V fresh water spare pump (not installed) is supplied
- One 220V fresh water spare pump (not installed) is supplied
- AISI 316 piping in engines room and Unipipe piping in the other areas of the yacht

Electro-Hydraulic System

- Two PTO for the bow and stern thruster pumps
- One electro-hydraulic unit in the aft technical area for gangway and swim platform
- One electro-hydraulic unit in the aft technical area for rudders, working at 24V

4 Sides

- Azimut logo on each sides of superstructure
- External surface in 8 mm thick teak.
- Two fuel fillers, one on each side of the superstructure.
- Stainless steel handrail on bulwark.
- Hawseholes in the bulwark.
- Mooring hooks storage in a recess of the superstructure, one each side
- Side boarding gates
- Rub rail in rubber and stainless steel on hull sides.
- Watertight halogen lights on the ceiling and courtesy lights.
- Mirrored windows in high thickness tempered glass and glued to the superstructure without metal frames.
- Three watertight doors access to galley on the starboard side of the superstructure and to the wheelhouse and crew quarters on the portside of the superstructure

Bow and Stern Thruster

- Hydraulic system
- Power at the propeller - 35 HP

Exclusions

Tender is excluded from the sale of this vessel. Exclusions to include but are not limited to owner's personal belongings. A detailed exclusions list will be provided at the time of sale, upon written request.

Исключения


При продаже яхты исключаются личные вещи владельца.

Отказ от ответственности

Компания предоставляет описание судна или яхты добросовестно, но не может гарантировать точность этой информации, а также не ручается за техническое состояние. Покупатель должен проинструктировать своих агентов или оценщиков исследовать представленную информацию более подробно, по собственному желанию. Продажа судна или яхты, изменение цены или снятие с продажи будет происходить без предварительного уведомления.

ФОТОГРАФИИ

Aft Deck



Aft Deck



Salon



Salon




Salon Bar




Dining



Galley



Galley



Dinette



Pilothouse



Pilothouse



Master Stateroom



Master Stateroom



Master Head



Master Head



Master Head



VIP Stateroom



VIP Stateroom




Vip Head




Guest Stateroom - Port




Guest Head



Guest Stateroom - Starboard



Guest Stateroom - Starboard



Engine Room



Engine Room




Engine Room




Crew Quarters



Captain's Cabin




Crew Cabin




Bow View



Foredeck



Foredeck



Flybridge



Flybridge



Flybridge



Flybridge



Flybridge



Flybridge Helm



Flybridge



Aft view



КОНТАКТЫ

Андрей Шестаков (Andrey Shestakov) – ведущий яхтенный брокер отдела продаж яхт и судов компании Shestakov Yacht Sales Inc. Официальный представитель Shestakov Yacht Sales Inc. для русскоговорящих клиентов в центральном офисе компании в Майами/Форт Лодердейл/Флорида/США.

Контактная информация

Email: **andrey@shestakovyachtsales.com**

Web: shestakovyachtsales.com

Телефоны

Краснодарский край: **+7(918)465-66-44**

США, Майами, Флорида: **+1(954)274-4435**

Время работы

Понедельник – Суббота: **9:00 - 21:00** EDT

Воскресенье: **Закрыто**

Адрес



Harbour Towne Marina, 850 NE 3rd St, STE 213, Dania, FL 33004