

SPLIT DECISION — SEA RAY



Builder: SEA RAY

Year Built: 1992

Model: Motor Yacht

Price: PRICE ON APPLICATION

Location: United States

LOA: 31' 0" (9.45m)

Beam: 10' 6" (3.20m)

Min Draft: 2' 8" (0.81m)

Max Draft: 2' 8" (0.81m)

Cruise Speed: 25 Kts. (29 MPH)

Max Speed: 29 Kts. (33 MPH)

Our experienced yacht broker, Andrey Shestakov, will help you choose and buy a yacht that best suits your needs **Split Decision — SEA RAY** from **our catalogue**. Presently, at **Shestakov Yacht Sales Inc.**, we have a wide variety of yachts available on **our sale's list**. We also work in close contact with all the big **yacht manufacturers** from all over the world.

If you would like to buy a yacht **Split Decision — SEA RAY** or would like help answering any questions concerning purchasing, selling or chartering a yacht, please call **+1(954)274-4435**

TABLE OF CONTENTS

TABLE OF CONTENTS	2
SPECIFICATIONS	5
Overview	5
Basic Information	5
Dimensions	5
Speed, Capacities and Weight	5
Accommodations	6
Hull and Deck Information	6
Engine Information	6
DETAILED INFORMATION	7
Sea Ray Weekender 300 - Walk Trough	7
Sea Ray Weekender 300 - Cockpit	7
Sea Ray Weekender 300 - Salon	7
Sea Ray Weekender 300 - Electronics	8
Sea Ray Weekender 300 - Engines / Hull	8
Sea Ray Weekender 300 - Mechanical	9
Sea Ray Weekender 300 - Disclaimer	9
Exclusions	9
Disclaimer	9
PHOTOS	11
Sea Ray Weekender 300 - Port Profile Photo2	11
Sea Ray Weekender 300 - Aft Profile Photo2	11
Sea Ray Weekender 300 - Aft Profile Photo1	11
Sea Ray Weekender 300 - Starboard Aft Profile	11
Sea Ray Weekender 300 - Starboard Profile	11
Sea Ray Weekender 300 - Port Foredeck	11
Sea Ray Weekender 300 - Starboard Foredeck	12
Sea Ray Weekender 300 - Aft Profile	12

Sea Ray Weekender 300 - Swim Platform with Ladder	12
Sea Ray Weekender 300 - Swim Platform with Washdown	12
Sea Ray Weekender 300 - Cockpit Forward	12
Sea Ray Weekender 300 - Helm	12
Sea Ray Weekender 300 - Cockpit Remote Center Windshield Panel Opening	13
Sea Ray Weekender 300 - Cockpit Helm w/ Split Windshield	13
Sea Ray Weekender 300 - Cockpit Port Seating	13
Sea Ray Weekender 300 - Cockpit Rear Seating (Up)	13
Sea Ray Weekender 300 - Cockpit Rear Seating (Down)	13
Sea Ray Weekender 300 - Cockpit Port Stereo Speaker	13
Sea Ray Weekender 300 - Cockpit Drain & Washdown STBD Side	14
Sea Ray Weekender 300 - Cockpit Drainage Port Side	14
Sea Ray Weekender 300 - Cockpit Convenience Outlet Port Side	14
Sea Ray Weekender 300 - Salon Access	14
Sea Ray Weekender 300 - Galley Photo1	14
Sea Ray Weekender 300 - Galley Cabinets	14
Sea Ray Weekender 300 - Galley Photo2	15
Sea Ray Weekender 300 - Salon Floor Storage	15
Sea Ray Weekender 300 - Forward Dinnette / Berth	15
Sea Ray Weekender 300 - Head	15
5977413_20161031045920457	15
Sea Ray Weekender 300 Head 2	15
Sea Ray Weekender 300 Head Controls	16
Sea Ray Weekender 300 - Engine and Lazarette Access	16
Sea Ray Weekender 300 - Port Fuel Tank	16
Sea Ray Weekender 300 - STBD Engine	16
Sea Ray Weekender 300 - STBD Fuel Tank	16
Sea Ray Weekender 300 - Utility Room Batteries & Switches	16
Sea Ray Weekender 300 - Engine Room Center Access	17

Sea Ray Weekender 300 - Battery Charger	17
Sea Ray Weekender 300 - Utility Room Engine Hour Gauges	17
Sea Ray Weekender 300 - Utility Room Equipment Breakers	17
Sea Ray Weekender 300 - Utility Room Fuel Transfer Switches	17
Sea Ray Weekender 300 - Water Heater	17
Sea Ray Weekender 300 - Utility Room Holding Tank	18
Sea Ray Weekender 300 - Utility Room Vacuum Flush System	18
Boat Bottom prep for painting	18
Boat Bottom after painting	18
Running Gear - STBD	18
Running Gear - STBD 2.	18
Running Gear - Port 2	18
Running Gear - Port	18
Split Decision Summer Canvas	19
CONTACTS	20
Contact details	20
Telephones	20
Office hours	20
Address	20

SPECIFICATIONS

Overview

Very well maintained Sea Ray Weekender 300. Great recreational boat for cruising, fishing and enjoying. Twin fresh water cooled Mercury V-Drives, updated electronics, windless anchor system, electric controlled center window vent, vacuum flush toilet, battery charger, hot water heater, custom snap in carpet. Owner has impeccable maintenance records and manuals for all systems. A great boat at a great price.

Basic Information

Category: Motor Yacht

Sub Category: Express

Model Year: 1992

Year Built: 1992

Country: United States

Vessel Top: Bimini Top

Dimensions

LOA: 31' 0" (9.45m)

LWL: 29' 9" (9.07m)

Beam: 10' 6" (3.20m)

Min Draft: 2' 8" (0.81m)

Max Draft: 2' 8" (0.81m)

Speed, Capacities and Weight

Cruise Speed: 25 Kts. (29 MPH)

Cruise Speed RPM: 3400 Kts.

Cruise Speed Range: 200

Max Speed: 29 Kts. (33 MPH)

Max Speed RPM: 4400 Kts.

Displacement: 7800 Pounds

Water Capacity: 30 Gallons

Holding Tank: 30 Gallons

Fuel Capacity: 200 Gallons

Accommodations

Total Cabins: 1

Total Berths: 1

Sleeps: 2

Total Heads: 1

Hull and Deck Information

Hull Material: Fiberglass

Deck Material: Composite Fiberglass

Hull Configuration: Modified V-Hull

Hull Finish: Plastic

Engine Information

Engines: 2

Manufacturer: Mercruiser

Model: 5.7L

Engine Type: Inboard

Fuel Type: Gas/Petrol

DETAILED INFORMATION

Sea Ray Weekender 300 - Walk Trough

Access onto Split Decision is from the swim platform and transom door. The cockpit is well laid out with a large and spacious deck area for fishing and seating. Seating includes rear (hide away) bench seating, captain's helm chair and back to back (fold down) seating to port. Entrance to the multiuse salon is through a center access doorway. The galley is to port and head to starboard. The combination dinette / berth is forward. The salon area includes lots of storage space and ample natural lighting with 3 overhead hatches.

Sea Ray Weekender 300 - Cockpit

The cockpit is well laid out with a large and spacious deck area for fishing and seating. Seating includes rear (hide away) bench seating, Captain's helm chair and back to back (fold down) seating to port. There is storage under both the Captain's helm seat and port seats.

The helm offers dual controls and gauges, VHF radio, Garmin GPS map, dual depth gauges, trim tabs and an engine operation gauge to synchronize both engines for maximum performance. In addition the helm has controls for cabin lighting, cockpit light and bilge lighting.

The 3 panel split windshield offers a remote control for opening the center panel. All three windshield panels have working wipers.

There is a cockpit wash-down faucet to aft starboard and drainage to port and starboard. A separate wash down shower hose is located on the swim platform by the transom door.

A separate convenience outlet is located aft of the port seats.

The cockpit has a full bimini cover that extends to the transom.

Sea Ray Weekender 300 - Salon

The multipurpose salon is well laid out with 6ft head room. The galley is located to port and includes Sea Ray manufactured combination burners (electric and alcohol), molded sink, and counter space. The galley features a double overhead cabinet and 4 sliding storage areas. Below is a single cabinet under the sink, adjacent refrigerator and 3 drawers.

The Sony stereo and main control panel are located above the galley area.

Forward of the galley is the combination dinette and berth. There are 3 overhead hatches with screens and 4 portals with custom privacy covers, There is a hanging locker to starboard of the berth with added lighting. Two reading lights over the berth area. The berth also has wrap around shelving (port and starboard) and access to the anchor locker.

There is under seat storage beneath the berth,

The head, located to starboard as you enter the salon, has an up date vacuum flush system, hand held shower, built in sink with cabinets up and down, blower vent and access to the back of the helm controls and gauges.

There is a waste system control panel that provides power and level indicators.

Sea Ray Weekender 300 - Electronics

The Weekender 300 includes the following controls:

- Garmin 3206 GPSmap
- Dual Controls for RPM, oil, temperature, fuel, and volts
- President LTD 820 VH
- Synchronized engine operation gauge
- Dual depth gauges (built in GPS depth and separate independent depth)
- Trim Tabs
- Windlass control
- Sony Stereo (salon) and speakers (cockpit)

Sea Ray Weekender 300 - Engines / Hull

The Sea Ray Weekender is fitted with dual 5.7 L MerCruiser 260 hp V-8 Inboards. The engines are fresh water cooled with V-Drive transmissions.

The boat has a cruising speed of 25-29 mph at 3400- 3600 rpm with a max speed of 34 mph at 4400 rpm. The propellers are bronze Federal (brand) which measure 16"/15" cupped 1 1/4" shaft.

Deep V hull with tunnel drive profile for both shafts.

There are two 100gal fuel tanks with transfer valves interlinked between the tanks.

Sea Ray Weekender 300 - Mechanical

The mechanical systems are separated from the engine area and located in the Utility Room below the cockpit deck. Mechanical systems include the following:

- Battery bank system that include 2 starboard house batteries, 1 port battery with a bypass switch on the dash board to assure battery operation for starting the engines.
- Battery charger
- Hot Water heater
- Vacuum Flush system and macerator pump.
- Holding tank
- Water tank (located under the holding tank.
- Engine Hour Meters
- Fuel transfer controls
- Mechanical equipment Breakers

Sea Ray Weekender 300 - Disclaimer

The Company offers the details of this vessel in good faith but cannot guarantee or warrant the accuracy of this information nor warrant the condition of the vessel. A buyer should instruct his agents, or his surveyors, to investigate such details as the buyer desires validated. This vessel is offered subject to prior sale, price change, or withdrawal without notice.

Exclusions

Owner's personal belongings.


Disclaimer

The Company offers the details of this vessel or yacht in good faith but cannot guarantee or warrant the accuracy of this information nor warrant the condition of the


vessel. A buyer should instruct his representatives, agents, or his surveyors, to investigate such details as the buyer desires validated. This vessel or yacht is offered subject to prior sale, price change, or withdrawal without notice.

PHOTOS


**Sea Ray Weekender 300 - Port
Profile Photo2**



**Sea Ray Weekender 300 - Aft Profile
Photo2**




**Sea Ray Weekender 300 - Aft Profile
Photo1**




**Sea Ray Weekender 300 - Starboard
Aft Profile**




**Sea Ray Weekender 300 - Starboard
Profile**



**Sea Ray Weekender 300 - Port
Foredeck**




Sea Ray Weekender 300 - Starboard Foredeck



Sea Ray Weekender 300 - Aft Profile



Sea Ray Weekender 300 - Swim Platform with Ladder




Sea Ray Weekender 300 - Swim Platform with Washdown




Sea Ray Weekender 300 - Cockpit Forward




Sea Ray Weekender 300 - Helm




**Sea Ray Weekender 300 - Cockpit
Remote Center Windshield Panel
Opening**




**Sea Ray Weekender 300 - Cockpit
Helm w/ Split Windshield**




**Sea Ray Weekender 300 - Cockpit
Port Seating**



**Sea Ray Weekender 300 - Cockpit
Rear Seating (Up)**



**Sea Ray Weekender 300 - Cockpit
Rear Seating (Down)**



**Sea Ray Weekender 300 - Cockpit
Port Stereo Speaker**



**Sea Ray Weekender 300 - Cockpit
Drain & Washdown STBD Side**



**Sea Ray Weekender 300 - Cockpit
Drainage Port Side**



**Sea Ray Weekender 300 - Cockpit
Convenience Outlet Port Side**




**Sea Ray Weekender 300 - Salon
Access**



**Sea Ray Weekender 300 - Galley
Photo1**



**Sea Ray Weekender 300 - Galley
Cabinets**



**Sea Ray Weekender 300 - Galley
Photo2**




**Sea Ray Weekender 300 - Salon Floor
Storage**




**Sea Ray Weekender 300 - Forward
Dinnette / Berth**



Sea Ray Weekender 300 - Head



5977413_20161031045920457




Sea Ray Weekender 300 Head 2



Sea Ray Weekender 300 Head Controls




Sea Ray Weekender 300 - Engine and Lazarette Access



Sea Ray Weekender 300 - Port Fuel Tank



Sea Ray Weekender 300 - STBD Engine



Sea Ray Weekender 300 - STBD Fuel Tank



Sea Ray Weekender 300 - Utility Room Batteries & Switches



**Sea Ray Weekender 300 - Engine
Room Center Access**



**Sea Ray Weekender 300 - Battery
Charger**




**Sea Ray Weekender 300 - Utility
Room Engine Hour Gauges**




**Sea Ray Weekender 300 - Utility
Room Equipment Breakers**



**Sea Ray Weekender 300 - Utility
Room Fuel Transfer Switches**




**Sea Ray Weekender 300 - Water
Heater**



**Sea Ray Weekender 300 - Utility
Room Holding Tank**




**Sea Ray Weekender 300 - Utility
Room Vacuum Flush System**




Boat Bottom prep for painting




Boat Bottom after painting




Running Gear - STBD




Running Gear - STBD 2.




Running Gear - Port 2



Running Gear - Port



Split Decision Summer Canvas



CONTACTS

Andrey Shestakov, leading yacht broker of the sales department of Shestakov Yacht Sales Inc. Shestakov Yacht Sales Inc., the official representative of the Miami/Fort Lauderdale FL headquarters.

Contact details

Email: **andrey@shestakovyachtsales.com**

Web: shestakovyachtsales.com/en/

Telephones

USA: **+1(954)274-4435**

Office hours

Monday – Saturday: **9:00 - 21:00** EDT

Sunday: **closed**

Address



Harbour Towne Marina, 850 NE 3rd St, STE 213, Dania, FL 33004