

SEADUCTION — SUNSEEKER



Builder: SUNSEEKER

Year Built: 2012

Model: Motor Yacht

Price: PRICE ON APPLICATION

Location: United States

LOA: 63' 0" (19.20m)

Beam: 16' 10" (5.13m)

Min Draft: 4' 11" (1.50m)

Max Draft: 5' 1" (1.55m)

Cruise Speed: 26 Kts. (30 MPH)

Max Speed: 31 Kts. (36 MPH)

Our experienced yacht broker, Andrey Shestakov, will help you choose and buy a yacht that best suits your needs **Seaduction — SUNSEEKER** from **our catalogue**. Presently, at **Shestakov Yacht Sales Inc.**, we have a wide variety of yachts available on **our sale's list**. We also work in close contact with all the big **yacht manufacturers** from all over the world.

If you would like to buy a yacht **Seaduction — SUNSEEKER** or would like help answering any questions concerning purchasing, selling or chartering a yacht, please call **+1(954)274-4435**

TABLE OF CONTENTS

| | |
|------------------------------|----|
| TABLE OF CONTENTS | 2 |
| SPECIFICATIONS | 3 |
| Overview | 3 |
| Basic Information | 3 |
| Dimensions | 3 |
| Speed, Capacities and Weight | 4 |
| Accommodations | 4 |
| Hull and Deck Information | 4 |
| Engine Information | 4 |
| DETAILED INFORMATION | 5 |
| Vessel Overview | 5 |
| Exclusions | 12 |
| Disclaimer | 12 |
| PHOTOS | 13 |
| CONTACTS | 20 |
| Contact details | 20 |
| Telephones | 20 |
| Office hours | 20 |
| Address | 20 |

SPECIFICATIONS

Overview

SEADUCTION (a 2012 Sunseeker Manhattan 63') is a U.S. spec'd yacht in near perfect condition. From the exterior finish, to the pristine interior this yacht will exceed your expectations in every area. Best of all the yacht has the preferred propulsion system on the Sunseeker 63 with the MAN 1200 HP V8 common rail engines coupled to straight shaft and propellers. This rock solid, proven propulsion system means less time in the yard and more time on the water. Features such as the upgraded Tropical Air Conditioning package, HD SAT TV, Hydraulic swim platform and Raymarine electronics are just but a few of the items that make this yacht outstanding. All of this in a yacht that measures actual overall length of 69'1" making her one of the largest yachts in her class.

Basic Information

Category: Motor Yacht

Model Year: 2012

Year Built: 2012

Country: United States

Vessel Top: Bimini Top

Fly Bridge: Yes

Dimensions

LOA: 63' 0" (19.20m)

Beam: 16' 10" (5.13m)

Min Draft: 4' 11" (1.50m)

Max Draft: 5' 1" (1.55m)

Speed, Capacities and Weight

Cruise Speed: 26 Kts. (30 MPH)

Cruise Speed RPM: 2000 Kts.

Cruise Speed Range: 270

Max Speed: 31 Kts. (36 MPH)

Max Speed RPM: 2300 Kts.

Displacement: 75900 Pounds

Gross Tonnage: 38 Pounds

Water Capacity: 215 Gallons

Holding Tank: 36 Gallons

Fuel Capacity: 776 Gallons

Accommodations

Total Cabins: 4

Sleeps: 8

Total Heads: 3

Crew Cabin: 1

Crew Berths: 2

Crew Sleeps: 2

Crew Heads: 1

Hull and Deck Information

Hull Material: Fiberglass

Deck Material: Teak

Hull Configuration: Semi Vee

Hull Color: White

Hull Designer: Sunseeker

Engine Information

Engines: 2

Manufacturer: MAN

Model: D2868LE433V

Engine Type: Inboard

Fuel Type: Diesel

DETAILED INFORMATION

Vessel Overview

Overview SEADUCTION (a 2012 Sunseeker Manhattan 63') is a U.S. spec'd yacht in near perfect condition. From the exterior finish, to the pristine interior this yacht will exceed your expectations in every area. Best of all the yacht has the preferred propulsion system on the Sunseeker 63 with the MAN 1200 HP V8 common rail engines coupled to straight shaft and propellers. This rock solid, proven propulsion system means less time in the yard and more time on the water. Features such as the upgraded Tropical Air Conditioning package, HD SAT TV, Hydraulic swim platform and Raymarine electronics are just but a few of the items that make this yacht outstanding. All of this in a yacht that measures actual overall length of 69'1" making her one of the largest yachts in her class.

Main Salon

Upon entering the Main Salon you will be immediately blown away by the Wenge wood flooring which runs the full length of the salon. The large port and starboard settees provide you with plenty of seating space. The Marantz Home Theatre system plays AM/FM/CD/Spotify and has WiFi and Blue Tooth connectivity along with the Direct TV HD receiver with a built in DVR, Samsung Blue Ray player all provide you with amazing sound. All of this is connected to a large 55" Samsung LED TV which pops up from the cabinet.

Dining Salon

Located on the starboard side it has a large dining room table with seating for 6-8 people.

Galley

Located on the main deck level with an open arrangement preferred by US buyers, the galley comes complete with everything you need:

- Euro Kera glass top 3 burner Ceran top cook top
- Built in Sharp Carousel grill/2 convection microwave oven
- Waeco under counter refrigerator w/oak front
- Waeco built in freezer w/(3) pullout drawers located forward of Galley
- Under mount Franke stainless steel sink
- Single stainless tap
- Bosch vented range hood w/work light over stove
- Electric opening side window, rolls down
- Granite countertops
- (7) Walnut cabinet doors (1) Oak pull out glass rack (3) Oak drawers

- (4) Overhead LED mini spots
- (2) Under counter LED mini spots Wenge wood sole to match Salon Cutlery drawer w/cutlery
- Three panel house side windows to offer excellent light & visibility
- Marine Air digital AC controls
- Sunseeker 10 place setting crockery pegged & stowed
- Oak Magic corner cabinet for full storage utilization Miele stainless steel dishwasher w/oak panel outside Under counter trash receptacle

Lower Helm

- Raymarine 12" E-120W radar/plotter/Hybrid touchscreen Raymarine 12" E-120W radar/plotter/Hybrid touchscreen (2) MAN LCD color engine monitors
- Raymarine ST 70+ digital depth meter Raymarine ST 70+ digital speed indicator Raymarine ST 70+ autopilot control
- VDO analog tachometers w/digital alarm panel
- VDO rudder angle indicator
- VDO analog fuel gauge
- VDO analog water gauge
- Raymarine 240 VHF handset w/remote speaker
- 12" Leather & stainless steel helm wheel
- Key & start/stop switches for engines
- Rexroth/MAN electronic single lever engine controls
- Side Power bow thruster controls
- Trim tab controls
- Seat Fire engine shutdown override panels
- Ritchie 4" magnetic compass
- Jabsco remote control searchlight controls (6) Bilge pump switches w/indicator lights Windlass controls
- (3) Wiper controls w/washers
- Windshield defogger Battery parallel switch Nav light switch
- Horn switch
- Sunseeker (6) light bilge pump status lights Sunseeker (6) light high water alarm status lights Chart flat at helm
- Handrail at helm
- Besenzoni electrically adjustable helm seat Besenzoni electrically adjustable copilot seat Electric starboard deck side access door
- Sea Fire emergency fire system pull cable
- Carpeted sole w/carpet runner
- 3 Panel windshield

Forward VIP Stateroom

- Centerline double berth w/storage and drawers below
- Hanging locker
- Samsung Flatscreen TV w/SAT TV
- Opening portholes w/screen
- Overhead hatch w/screen
- En suite head w/shower

Starboard Guest Cabin

- Twin berths w/storage below
- Nightstand
- Custom Game console AUX plugins
- Flat screen TV w/SAT TV
- En suite head w/shower

Port Guest Cabin

- Over/under twin berths w/storage below
- Bedside table w/drawer
- Hanging locker w/mirror
- Flatscreen TV w/SAT TV
- Shared head & shower w/starboard cabin

Master Stateroom - Amidship

- Centerline queen berth w/storage below
- Nightstands
- 40" Samsung 3D HDTV
- Samsung Blu-Ray DVD
- SAT TV
- Bose Lifestyle Surround Sound System
- Roman Blinds
- Digital safe
- Bedside and outboard cabinetry
- Sette
- Panoramic windows w/opening portholes
- Walk-in closet w/mirror
- En suite head w/shower

Foredeck

- Fiberglass nonskid decks
- Stainless steel bow rails w/stainless steel life line

- 86 lb. Delta anchor w/190' galvanized chain
- Lewmar Electric winch & capstan 24V Up & down footswitches for windlass Bow wash down hookup
- Stem head anchor roller & anchor stop
- Self draining chain locker w/fender storage w/(2) deck access hatches
- Stainless steel rub rail w/rubber insert
- (24) Led deck lights in raised bulwarks facing inboard
- Dual spring line cleats port & starboard
- International Navigation lights
- (3) Stainless steel 24V Pantograph windshield wipers w/washers
- Curved three panel safety glass windshield
- Foredeck sun cushions w/safety rails & cover, foldup aft section for backrest
- Built in drink holders
- Bomar round deck hatch into VIP Cabin (2) Built in dunnage boxes in trunk cabin Full walk around side decks
- Frameless flush mount house side windows w/stainless steel trim
- Dual trumpet electric/air horns Remote control searchlight Bow pennant staff
- Textulene forward & side window covers
- Midship are two steps to raised bow area
- 7 Step Marquipt Tide Ride boarding ladder w/removable handrail

Aft Deck/Cockpit

- Laid teak over fiberglass sole
- Self draining Cockpit
- Molded 7 step stairs to Flybridge w/teak overlay
- Transom storage locker above transom window
- Hinged stainless steel safety gates at aft steps w/Sunseeker logo
- Three teak laid steps port & starboard to platform
- Built in Aft Deck seating facing forward w/removable cushions & cover
- Teak dining table
- Deck hatch into Engine Room (8) 24 Volt LED overhead lights Lower level blue LED courtesy lights
- JL Audio (4) Overhead marine stereo speakers
- Freshwater shore side inlet connection
- 50 Amp dockside shore cable inlet
- Hot & cold swim platform shower portside
- Teak laid hydraulic swim platform w/tender chocks
- Foldaway stainless steel swim ladder
- Shore water inlet portside
- Quick Release wash down hookup portside
- Stainless steel porthole into Crew Cabin
- Very large aft facing windows into Crew Cabin

Crew

The aft crew quarters is accessed via transom hatch. Complete with large twin berth, dedicated 8000 BTU air conditioning system, storage cabinets, private head and washer/dryer combo unit.

Flybridge Equipment

- Self draining teak sole
- Wrap around Venturi windscreen w/stainless steel handrails
- Cream colored upholstered U shaped settee facing aft centerline w/storage below, removable cushions & cover
- Cream colored upholstered L shaped settee facing forward to port w/storage below removable cushions & cover
- Fiberglass dining table centered between
- Cream colored upholstered L shape 3 person sun lounge forward to port w/removable cushions Bar unit w/Raritan icemaker, sink & Kenyon grill & Waeco drink fridge, all starboard side & aft of Helm
- Stainless steel handrails around Aft Deck entry steps
- FRP radar arch aft w/radar & light mast, (2) down lights under mast
- KVH HD Sat TB system & delivery dome
- (4) JL Stereo speakers
- Low level LED blue courtesy lights
- Extra large blue Sunbrella Bimini top w/stainless steel frame
- Throwable life sling & line
- Built in cup holders at sun lounge
- ACR EPIRB
- Hinged carbon fiber access door to bridge stairs

Flybridge Helm Area

- Helm pod to starboard w/carbon fiber panel
- Tilt hydraulic wheel steering w/chrome & leather wheel
- 4" Ritchie magnetic compass
- Trim tab controls
- Sidepower bow thruster controls
- 12 Volt accessory outlet
- Helm cover
- Drink holders
- Twin helm seats w/(2) storage cabinets below & removable covers
- (2) VDO analog tachometers w/LCD alarm panels
- VDO rudder angle indicator
- VDO analog fuel gauge
- (2) MAN LCD digital color engine monitors
- Rexroth/MAN electronic clutch & throttle controls
- 12" Raymarine E 120W plotter/GPS/radar/Hybrid touchscreen
- 12" Raymarine E 120W plotter/GPS/radar/Hybrid touchscreen

- Raymarine ST 70 autopilot
- Raymarine ST 70 digital multi meter for depth/speed
- Raymarine Ray 240 VHF handset w/remote speaker
- 6 Place bilge alarm panel
- Start/stop switches for main engines
- 4 KW 36" HD Raymarine radar scanner upgrade
- Sea Fire fire system engine shutdown override panel
- Horn switch Windlass controls Nav light controls
- Jabsco searchlight control
- Fusion stereo remote for the exterior spaces stereo Sirius Sat radio antenna tied to Fusion stereo Sirius Sat weather tied to Raymarine units

Engine Room/Mechanical Equipment

- Dual MAN fuel filter water separators
- Twin fuel tanks across forward beam of Engine Room w/electric sender units
- Freshwater spigot in Engine Room w/hose coil
- Sound insulation throughout Engine Room
- Sea Fire automatic fire suppression system, (2) 1200 cu. ft. bottles
- (2) Automatic bilge pumps (1) Automatic flood pump High bilge water alarm
- 24V Extractor fans
- Manual bilge pump
- 4 Blade Nibral main propellers
- Dripless shaft logs
- Side Power 24 Volt bow thruster
- Stainless steel trim tabs
- 24 Volt pressure water system
- Watermakers, Inc. reverse osmosis water maker, 600 gallons per day
- Underwater exhaust
- Hydraulic power pack for swim platform
- Five step stainless steel access ladder from Aft Deck
- Sure Cal 30 gallon hot water heater
- (4) DC Engine Room lights
- ZF500-11VA transmission/v drives with a 2.2 reduction ratio
- V8 Engine arrangement w/single exhaust
- The two fuel tanks are cross connected to act as a single tank
- Hypo Marine steering system
- 2 ½" Stainless steel prop shafts

Electrical

- Onan 23 KW Generator in sound shield (1318 hrs.) AC 110V/220V 60 Cycle electrical system
- DC 12V/24V electrical system
- (4) Batteries for 24 volt engine starting, Group 31

- (6) AGM Batteries for 24 volt house circuit, Group 31 (2) Batteries for 12 volt generator starting
- Battery parallel system
- (4) Rotary battery switches in Engine Room
- Alternator split charging system
- Newmar battery charger for 24 volt system 95 amp Phase Three charger Newmar battery charger for 12 volt system 40 amp Phase Three charger (4) Electrical battery shutoff switches in Cockpit
- Full cathodic bonding system to zinc anodes
- Companionway switch panel w/shore/gen/off switches & 12V/24V/12V/220V digital volt/amp/HZ
- monitors incl. gen/start/stop switches
- Inverter system
- (2) Pro save galvanic isolators
- Tel/TV cord inlet at Cockpit
- (38) Breaker protected 24V DC circuits in Engine Room panel (4) Breaker protected 12V DC circuits in Engine Room panel (12) Breaker protected 110V DC circuits in Engine Room panel (14) Breaker protected 110V AC circuits at Pilothouse panel (15) Breaker protected 220V AC circuits at Pilothouse panel (13) Breaker protected 12V DC circuits at Pilothouse panel
- (50) Breaker protected 24V DC circuits at Pilothouse panel
- Exhaust gas separator on generator
- Tropical spec air conditioning system including: (1) 6000 BTU compressor
- (2) 8000 BTU compressors (1) 10,000 BTU compressor (4) 16,000 BTU compressors

Exclusions

- Tender
 - Clothing
 - Firearms
 - Tolletrys
 - Navigations maps, books, binoculars and hand held equipment
 - Tools
 - Portable radios
 - Epirb
 - Life Boat
 - Food
 - Cooking equipment excluding flatware and dishes designed for the boat
 - Testing equipment
 - Office equipment
 - Cleaning supplies
 - Dockage lines and fenders
-
- Tender

- Owners personal gear
- Tender
- Owners personal gear



Exclusions


Owner's personal belongings.

Disclaimer

The Company offers the details of this vessel or yacht in good faith but cannot guarantee or warrant the accuracy of this information nor warrant the condition of the vessel. A buyer should instruct his representatives, agents, or his surveyors, to investigate such details as the buyer desires validated. This vessel or yacht is offered subject to prior sale, price change, or withdrawal without notice.

PHOTOS















CONTACTS

Andrey Shestakov, leading yacht broker of the sales department of Shestakov Yacht Sales Inc. Shestakov Yacht Sales Inc., the official representative of the Miami/Fort Lauderdale FL headquarters.

Contact details

Email: **andrey@shestakovyachtsales.com**

Web: shestakovyachtsales.com/en/

Telephones

USA: **+1(954)274-4435**

Office hours

Monday – Saturday: **9:00 - 21:00** EDT

Sunday: **closed**

Address



Harbour Towne Marina, 850 NE 3rd St, STE 213, Dania, FL 33004