

CEST LA VIE — AZIMUT



Builder: AZIMUT

Year Built: 2005

Model: Motor Yacht

Price: PRICE ON APPLICATION

Location: United States

LOA: 62' 0" (18.90m)

Beam: 17' 3" (5.26m)

Cruise Speed: 35 Kts. (40 MPH)

Our experienced yacht broker, Andrey Shestakov, will help you choose and buy a yacht that best suits your needs **CEST LA VIE — AZIMUT** from **our catalogue**. Presently, at **Shestakov Yacht Sales Inc.**, we have a wide variety of yachts available on **our sale's list**. We also work in close contact with all the big **yacht manufacturers** from all over the world.

If you would like to buy a yacht **CEST LA VIE — AZIMUT** or would like help answering any questions concerning purchasing, selling or chartering a yacht, please call **+1(954)274-4435**

TABLE OF CONTENTS

TABLE OF CONTENTS	2
SPECIFICATIONS	4
Overview	4
Basic Information	4
Dimensions	4
Speed, Capacities and Weight	4
Accommodations	5
Hull and Deck Information	5
Engine Information	5
DETAILED INFORMATION	6
Additional Description1	6
Additional Description2	7
Additional Description3	8
Additional Description4	8
Additional Description5	9
Additional Description6	9
Engine Notes	9
Exclusions	9
Disclaimer	9
PHOTOS	10
Port Profile	10
Port/Bow Profile	10
Flybridge	10
Aft Deck	10
Main Salon	10
Master Stateroom	10
Guest Stateroom	10
Upper Helm Controls	10

Raymarine E-120	11
Upper Helm Gauges	11
Upper Helm Throttle	11
Upper Helm Bow Thruster Controls	11
Upper Helm Captain's Seat	11
SeaDoo Waverunner	11
SeaDoo Waverunner	11
Davit	11
Flybridge Couch Cover	12
Flybridge Center Couch Cover	12
Flybridge Couch Cover	12
Flybridge Table	12
Flybridge Sink	12
Flybridge Grill (No Grill present)	12
CONTACTS	43
Contact details	43
Telephones	43
Office hours	43
Address	43

SPECIFICATIONS

Overview

Price just moved to new home in Sunny Isles, FL. She is the lowest priced 62' in the U.S.

Powered by her reliable Cats, she's fuel-efficient, steady and strong.

Her 3-Stateroom layout provides ample room for bringing plenty of guests along for a trip to the Bahamas, or a sunset cruise down the Intercoastal waterway. Whether you want to put her in charter or use her yourself, you won't be disappointed.

- CAT Engines
- Kohler Generator
- Bow Thruster
- New Bimini Top
- SeaDoo Waverunner

DYSID:3026981

Basic Information

Category: Motor Yacht

Sub Category: Flybridge

Model Year: 2005

Year Built: 2005

Country: United States

Dimensions

LOA: 62' 0" (18.90m)

Beam: 17' 3" (5.26m)

Speed, Capacities and Weight

Cruise Speed: 35 Kts. (40 MPH)

Displacement: 67872 Pounds

Water Capacity: 265 Gallons

Fuel Capacity: 988 Gallons

Accommodations

Total Cabins: 3

Total Berths: 3

Total Heads: 3

Hull and Deck Information

Hull Material: Fiberglass

Hull Configuration: Modified Deep Vee

Engine Information

Engines: 2

Manufacturer: CAT

Engine Type: Inboard

Fuel Type: Diesel

DETAILED INFORMATION

Additional Description1

OWNER'S CABIN (MIDSHIP)

Double bed with drawer unit

Double-door mirrored wardrobe on foreside

Column unit with drawers

Built-in vanity unit with drawers

Large-sized oval portholes (300 x 600 mm)

Emergency exit via ceiling above vanity unit

Cherry wood doors and frames

Direct access to owner's bathroom

Walk-in wardrobe with drawers and hanging rail

Curtains, upholstery and carpet

Azimut reading lights

Diffused lighting under bed and behind pelmets

Provision to fit TV

VIP CABIN

Double bed

Mirrored headboard

Shelves above portholes

Walk-in wardrobe with hanging rail and shelves

Two round portholes

Deck hatch with shade and mosquito screen

Curtains, upholstery and carpet

Azimut reading lights

GUEST CABIN

Twin beds

Bedside table and switches

Azimut reading lights

Wardrobe with drawers and shelves

Curtains, carpet and upholstery

Round porthole

Additional Description2

The system described respects current I.E.C and C.E.I standards. On board voltage values: 220 V AC. with 50 Hz frequency

24 V DC from battery sets

12 V DC for VHF Generator: 6.5 kW, 220 V, 50 Hz generator installed in engine room

Shore power sockets: Std version: 1 220 V, 50 A shore power socket

Version with air conditioning: 2 220 V, 50 A shore power sockets Batteries: sealed, maintenance-free batteries using AGM (Absorbed Glass Matt technology) technology 4 200 Ah batteries for auxiliary services (two 24 V 400Ah sets)

2 200 Ah batteries to start engines

1 100 Ah battery for generator

All sets are activated by battery disconnecter relays Battery charger: 1 24 V 80 A Dolphin electronic battery charger for starter and auxiliary units

1 12 V 10 A Dolphin electronic battery charger for generator Electric panels: Two main control panels, one in the engine room and the other in the wheelhouse

Emergency panel in cockpit

Electrically operated devices protected by high reliability thermomagnetic switches or fuses

There is a dedicated switch panel in each cabin Lighting system: 24 V, 20 W halogen spot

24 V (24W/m) diffused lighting system

Additional Description3

220 V 4 burner ceramic hob with fiddle-rail

Microwave oven + grill

Granulon galley worktop with two sinks and hot and cold water mixer

Extractor hood

230 l (60 gal) refrigerator with freezer

Storage cabinets under worktop with pullout stainless steel baskets

Hanging cherry wood units

Storage for pots and pans under microwave oven

Wooden floor

Storeroom, service compartments, tableware, cutlery, and glassware storage cabinet

Ice maker

Additional Description4

BILGE SYSTEM

- Four 24 V automatic electric pumps, maximum flow-rate: 224 l/min (60 gal/min)
- Two manual pumps, maximum flow-rate: 49 l/min (13 gal/min)
- Emergency bilge exhaust discharge through engines (maximum flow rate: 334 l/min ? 88 gal/min)

FIRE FIGHTING SYSTEM

- Controlled via emergency panel in cockpit, which includes the following direct controls:
 - Engine battery disconnect
 - Fuel delivery solenoid valve shutoff
 - Fans and extractors shutoff
 - Fan grid closure
 - Fire extinguisher discharge
- Two 12 kg powder cylinders with spray nozzles on engines and gearboxes (type approved for the Italian market according to Directive 94/25/CE,ISO9094)

Additional Description5

- Non-slip walkways
- 2 bites halfway (one each side)
- Handrails and accessories in ovalized stainless steel
- 2 fuel fillers with protective cover (one each side)
- One fresh water fillers (starboard side)
- Navigation lights
- Impact resistant stainless steel and PVC fender bar
- Tempered plate glass windows set in GRP frame, mirror finish

Additional Description6

- 1 VHF Shipmate RS 8400 (wheelhouse, repeater on fly bridge)
- 1 Raymarine RL70RC PLUS radar (wheelhouse)
- 1 Raymarine Raychart 520 PLUS plotter repeater (flybridge)
- 1 Raymarine Raypilot ST6001 PLUS automatic pilot(wheelhouse)
- 1 Watertight Raymarine ST6001 PLUS automatic pilot repeater (fly bridge)
- 1 Raymarine ST 60 Tridata depth and speed indicator (wheelhouse)
- 1 Raymarine ST 60 Multi depth and speed indicator(fly bridge)
- 1 Raystar 112 LP-ST GPS antenna
- 1 Radar antenna 24 nm
- Due to continuous developments in the field of electronics, the electronic system installed on your boat may be modified without notice.

Engine Notes

Top speed of boat: 38mph

Exclusions

Owner's personal belongings.

Disclaimer

The Company offers the details of this vessel or yacht in good faith but cannot guarantee or warrant the accuracy of this information nor warrant the condition of the vessel. A buyer should instruct his representatives, agents, or his surveyors, to investigate such details as the buyer desires validated. This vessel or yacht is offered subject to prior sale, price change, or withdrawal without notice.

PHOTOS

Port Profile



Port/Bow Profile




Flybridge



Aft Deck



Main Salon



Master Stateroom



Guest Stateroom



Upper Helm Controls



Raymarine E-120



Upper Helm Gauges



Upper Helm Throttle



Upper Helm Bow Thruster Controls



Upper Helm Captain's Seat



SeaDoo Waverunner



SeaDoo Waverunner



Davit



Flybridge Couch Cover



Flybridge Center Couch Cover



Flybridge Couch Cover




Flybridge Table



Flybridge Sink



Flybridge Grill (No Grill present)




















































































































CONTACTS

Andrey Shestakov, leading yacht broker of the sales department of Shestakov Yacht Sales Inc. Shestakov Yacht Sales Inc., the official representative of the Miami/Fort Lauderdale FL headquarters.

Contact details

Email: **andrey@shestakovyachtsales.com**

Web: shestakovyachtsales.com/en/

Telephones

USA: **+1(954)274-4435**

Office hours

Monday – Saturday: **9:00 - 21:00** EDT

Sunday: **closed**

Address



Harbour Towne Marina, 850 NE 3rd St, STE 213, Dania, FL 33004