

## BERING 75 — BERING YACHTS



**Builder:** BERING YACHTS

**Year Built:** 2017

**Model:** Trawler

**Price:** PRICE ON APPLICATION

**Location:** Turkey

**LOA:** 75' 6" (23.00m)

**Beam:** 22' 4" (6.80m)

**Max Draft:** 5' 11" (1.80m)

**Cruise Speed:** 8 Kts. (9 MPH)

**Max Speed:** 11 Kts. (13 MPH)

Our experienced yacht broker, Andrey Shestakov, will help you choose and buy a yacht that best suits your needs **Bering 75 — BERING YACHTS** from **our catalogue**. Presently, at **Shestakov Yacht Sales Inc.**, we have a wide variety of yachts available on **our sale's list**. We also work in close contact with all the big **yacht manufacturers** from all over the world.

If you would like to buy a yacht **Bering 75 — BERING YACHTS** or would like help answering any questions concerning purchasing, selling or chartering a yacht, please call **+1(954)274-4435**

---

# TABLE OF CONTENTS

---

TABLE OF CONTENTS	2
SPECIFICATIONS	3
Overview	3
Basic Information	24
Dimensions	24
Speed, Capacities and Weight	25
Accommodations	25
Hull and Deck Information	25
Engine Information	25
PHOTOS	26
CONTACTS	28
Contact details	28
Telephones	28
Office hours	28
Address	28

---

# SPECIFICATIONS

---

## Overview

---

The **Bering 75** displaces over 350,000 pounds at full load and offers a rare combination of a stunning interior and a beautifully finished hull all packaged into an extremely capable and reliable ocean crossing vessel.

Inside you will find a spacious and well thought out layout. The saloon arrangement can be designed in several different configurations. A popular option places a large u-shaped settee off to the port side with facing barrel chairs. The facing wall houses the entertainment center with an available pop-up flat screen which does not obstruct the window when retracted. Forward, the dining table easily seats six with additional bar seating at the galley. This arrangement allows for people to spread out into groups yet keeps everyone in the same area.

The galley shares the same space as the saloon and dining table so those preparing a meal are never isolated from the rest of the group. The large U-design provides lots of usable counter surface for meal prep as well as a raised serving bar. You are limited only by your imagination with regards to your galley design. Stone counter surfaces, tile back splashes, appliances of your choosing, wood or tile flooring. The Bering Yachts team will assist you in customizing your galley down to the finest detail.

With the engine room and machinery spaces well aft, you have the ability to create a lower stateroom floor plan that resembles that of a much larger yacht. As the rendering illustrates, should you choose, you can have essentially a double-master arrangement which features two adjoining master suites each with their own full heads. This layout places a second aft staircase from the saloon into a utility room/hallway that gives direct access to both the engine room and the second master suite. This is much more convenient than the more typical design that requires going through the pilothouse stairway which also necessitates having to pass through at least one stateroom as well to gain entry to the engine room. Being a semicustom builder, this is just one way in which the Bering 75's lower arrangement can be built. Should you wish to maximize the sleeping space aboard, Bering Yachts can address those requirements with such features as stacked bunks and communal heads.

The Bering 75's main deck provides full walk around access, a real convenience when performing docking or mooring duties. Above deck, there's plenty of space to spread out and enjoy the ocean views and sea breeze. On the main deck there is a built in settee just forward of the pilothouse. This is a neat use of space that gives you an elevated and unobstructed view looking forward. It's a perfect nook for curling up with a good book or enjoying a sunset and glass of wine with friends and family. The flybridge deck houses the upper steering station as well as a large settee and dining table. There's room for a grill, wet bar, refrigeration, whatever you need to make for

the perfect entertaining environment, even if that means a hot tub!

## FULL SPECIFICATIONS HULL

- **Hull and superstructure are made of A-36 marine grade steel. Bottom plates and integrated tanks sides - 8 mm. Hull sides - 6 mm. Superstructure - 5 mm.**
- **The hull is divided by four watertight bulkheads creating five compartments.**
- **Flybridge arch, mast and furniture (on flybridge and on cockpit) are made of fiberglass.**
- **The hull below the waterline is covered with three layers of black antifouling paint.**
- **The hull above the waterline, deck and superstructure are painted with *Alexseal*.**
- **Yacht quality fairing above the waterline with *Alexseal* paint finish.**
- **All watertight bulkheads are made of reinforced steel, with sound and thermal insulation per *Bering Yachts* drawings.**
- **All the interior steel surfaces of the vessel are treated with epoxy primer after thorough surface preparation.**
- **Appropriate zinc plates installed for galvanic protection.**

## ENGINES

- **(2) *Cummins* QSM - 11 300hp @ 1800 rpm continuous duty rated, raw water, heat exchanger cooled with wet exhaust. 24V electrical. Combined total power of 600 HP. *Glendinning* EEC4 electronic engine controls pilot house and on the flybridge. Dual 7" color engine display in pilot house.**
- **Main engines installed on soft engine mounts model 1600-3 with weight adjusters.**
- **(2) *ZF* W325 marine transmissions with 3.95:1 reduction gear - clockwise rotation (right handed). Includes live PTO and load sense pump (130CCM, SAE-CC).**
- **(2) *Seatorque* ST-300 shafts.**
- **(2) *ZF* 5-blade 48/48" NiBrAl propellers.**
- **(2) Sea water intake with *Groco* 2½" strainers for engines.**
- ***Reverso* GP-3014-24 (4 valves 24V) oil change system for engines.**
- ***Reverso* GP-3012-24 (2 valves 24V) oil change system for gear boxes.**
- **(2) *Centek* vertical combo-sep mufflers with *De Angelo* exhaust mixers. Exhaust outlets on port and starboard sides of the hull.**

## STEERING SYSTEM

- **(2) 12 square foot air foil steel rudders with 4" diameter steel rudder stock mounted on rudder shoe bearings. Rudder posts in lazarette**

above waterline and attach to bronze rudder arms.

- ***Kobelt* hydraulic power steering system - model 7085. 1.5 kNm steering gear torque. 740 PSI operating pressure.**
- **Number of wheel turns power: 4.5 - 4.6.**
- **Number of wheel turns manual: 28-84.**
- **Hydraulic power unit motor pump.**
- **Aluminum hydraulic oil reservoir and stainless steel manifold with valves.**
- **3.5" cylinder 10" stroke and 3.5" servo cylinder 10" stroke.**
- **Emergency tiller in the lazarette.**
- **Zinc anodes on rudders to ensure galvanic corrosion protection.**

## MOORING SYSTEM

- **(2) 150Kg *N*-type Pool stainless steel anchors. Fitted using 316 stainless steel pockets - port and starboard.**
- **Divided chain locker with fresh water flush system, drains overboard.**
- **400 Feet of 16 mm zinc coated anchor chain per side. Rated for high working loads.**
- **316 polished stainless steel bow protection plate.**
- **(2) *Maxwell* 4500 series hydraulic winches with on deck foot switches and remote controls at pilothouse. Digital chain counters with displays in pilothouse. Dual chain stoppers with tensioners. Stainless steel, grooved bow rollers.**
- **(2) *Sidepower* MTR-550Kg (1,210 Lb.) hydraulic thrusters - bow and stern.**
- **(3) heavy duty bollards installed on bow. (4) heavy duty bollards mounted on the aft deck. Two stainless steel hawes pipes with horn cleats mounted amidship port and starboard. All mooring components are polished stainless steel with chafe guards.**
- **(2) *Muir* V3500 (1,500W 24V) electric rope capstans mounted in cockpit.**

## ELECTRICAL SYSTEM

- **a. Main features**
- **Entire AC and DC electrical system designed and installed in compliance with CE and ABYC electrical standards.**
- **50-60 Hz 120/240V AC power standard. (50-60 Hz 230V AC power system available as an option).**
- **24V DC power standard**
- **12V DC power for nav/com electronics.**
- ***Orion* 24/12-25A DC-DC converter.**
- **Primary distribution 120V/240V AC and 24 V DC electrical panels, inverters, battery chargers, batteries and battery management panels**

are located in the engine room.

- Secondary 120VAC, 24VDC and 12VDC panels are located in the pilot house and galley.
- All wires are labeled at each end.
- All wire connections are properly insulated.
- All electrical hardware is bonded to the hull.
- Dedicated circuit breaker for each circuit.
- 
- 
- **b. Power source GENERATORS**
- (2) *Onan* 27,5 QD model MDKBT 27,5 kW 120V/240V 60Hz four cylinder generators enclosed in soundsheids installed in engine room. Wet exhaust muffler with exhaust separator.
- (2) Sea water intake with *Groco* 1½" strainers for generatos.
- Both generators have digital display controls in pilothouse.
- Both generators have automatic safety shutdowns with fault indicators.
- (2) *Racor* 1000 fuel filters with 30 micron elements.
- *Reverso* GP-3012-24 (4 valves 24V) oil change system for generators.
- **SHORE POWER**
- (2) *Cablemaster* CM-7 50 Amp 24VDC shore cord managers. (2) 50 Amp 120V/240V 30 meters shore power cords in Cablemasters.
- (2) 50Amp shore power breaker boxes.
- (2) Marine Isolation transformers 16 KWA/240V/50-60Hz.
- **BATTERIES**
- (17) *Vision* 4D 240 Amp AGM batteries, deep cycle, 12 VDC. Total capacity is 3,840 Amp Hours.
- All starter batteries charged by (2) engine (80 Amps each) and (2) generator driven alternators (25 Amps each).
- Electrical system status controller *Victron* VE. Net Blue Power Panel 2 (BPP2) located in pilothouse.
- *Victron* BMV-702 battery display located in pilothouse.
- *Victron* *Phoenix* charger 12/30 for charging electronics backup battery.
- *Victron* *Skylla-i* 24/100 charger (120VAC/45-65Hz) for charging starting battery from generator or shorepower.
- (3) *Victron MultiPlus* 5kW (24/5000/120-100 110V VE.Bus) inverter/chargers for charging house battery bank from generator or shorepower.
- (2) 4D 240AH *Vision* AGM batteries for the engines start with crossover switch. Connected in series for 24 VDC.
- (2) 4D 240AH *Vision* AGM batteries for the generators start with crossover switch. Connected in series for 24 VDC.
- (12) 4-D 240AH *Vision* batteries for house.
- (1) 4-D 240AH *Vision* batteries for nav/com electronics.

- **All batteries covered with fiberglass caps.**
- **Battery cutoff switches located in the engine room.**
- 
- 
- **c. Lighting system and power outlets**
- **All interior lights are 110V AC and 24VDC LED.**
- **Exterior lights (LED and Halogen) are waterproof to IP-67 standards.**
- **110V AC fluorescent and 24V DC LED lights in engine room. (6) LED underwater lights. Two mounted outboard and four mounted aft, all below the swim platform.**
- 
- 
- **d. Controls and alarms**
- **(2) Onan generators digital LCD displays mounted in the pilothouse dash, each with start/stop button. Glendinning twin engine throttle controls in pilothouse.**
- **(2) Cummins engine 7" color monitors mounted on pilothouse dash.**
- **Racor fuel filters have pressure gauges and water alarms.**
- **Kobelt manual hydraulic steering pump in the pilothouse.**
- **Maxwell 4500 remote dual windlass control station with chain counter at pilothouse helm.**
- **SidePower hydraulic bow and stern thrusters proportional controls in the pilothouse.**
- **All electric bilge pumps have manual/auto rocker switches.**
- **Bilge pump system display panel with "ON" indicators with bilge pump and high water sensors audible alarms.**
- **(5) Exalto windsheild wiper controls in pilothouse.**
- **Exalto windshield washdown control in the pilothouse.**
- **Dometic watermaker digital control panel in the pilothouse.**
- **(2) Carlisle & Finch search light switch with remote control in the pilothouse.**
- **Buell dual trumpet marine horn switch in the pilothouse.**
- **(8) Headhunter analog fuel tank level gauges and (2) visual fuel gauges on each day tank.**
- **(2) Dometic analog level gauges for fresh water tanks in pilothouse and (2) visual water gauges on fresh water tanks in cofferdam.**
- **Dometic analog gray water tank level gauge.**
- **Dometic analog black water tank level gauge.**
- **Fireboy FR-8000 central smoke alarm system with two monitors.**
- **Fireboy Engine room fire alarm.**

## FIRE ALARM AND SAFETY SYSTEM

- **(2) Fireboy FR-8000 monitors safety alarm located in pilot house.**
- **Fireboy AP65-PESD-02-TB-R smoke detector sensor in each room.**
- **Fireboy CMD-4MR combination carbon monoxide (CO) sensor in each room on lower deck.**
- **Fireboy Xintex automatic deployment fire extinguishers in the engine room and lazarette.**
- **Remote control pull handle for manual deployment of Fireboy system in engine room and lazarette from cockpit.**
- **Fireboy system includes automatic shut off for engines, generators and air intake fans.**

## BILGE PUMP SYSTEM

- **(12) Johnson 4,000 gallon/hour bilge pumps.**
- **Each bilge has an Ultra SR automatic high water alarm bilge pump switch installed.**
- **Forespar marelon vented loops, MF 839-13/4", on bilge pump discharge hoses.**
- **Bilge pump system display panel with "ON" indicators with bilge pump and high water sensors audible alarms.**
- **Desmi S80-70-275N/D02 electric self-priming centrifugal emergency bilge/fire pump. "S" motor 110V, M1-4 4,8kW.**

## FUEL SYSTEM

- **(5) Main fuel tanks. Total capacity 7,000 gallons/26,500 liters.**
- **(2) "Day Tank" fuel tanks. Total capacity 500 gallons/1,900 liters.**
- **(2) 1" ventilation pipes of each tank.**
- **HeadHunter MO-3005 fuel level sentry five tanks monitor with analog sensor in each fuel tank. Visual fuel gauges on each tank.**
- **HeadHunter MO-2000 fuel level sentry monitor with analog sensor in each day tank. Visual fuel gauges on each day tank.**
- **3" stainless steel fuel intake manifold with 1" steel piping.**
- **3" stainless steel fuel outflow manifold with 1" steel piping.**
- **Reverso aluminum fuel feed manifold with 1/2" valves and fuel hoses to each engine and generator.**
- **Reverso fuel polishing and transfer system - 210 GPH, Series - 'S' Class, marine version, 7 day digital timer, 110V, with fuel conditioner.**
- **Desmi GP33EM 480 gallons/hour auxiliary fuel transfer pump.**
- **Central fueling station with steel pipe connections and lines to all six main tanks.**
- **Day tanks provide fuel feed for all engines and generators.**
- **Cummins engines equipped with Racor 75/1000 dual filter/separators using 30 micron filter elements and including vacuum pressure gauges.**
- **Onan generators equipped with Racor 1000 fuel filter/separators using**



### **30 micron filter elements and including vacuum pressure gauges.**

#### FRESH WATER SYSTEM

- **(2) built-in total capacity 500 gallons / 1,890 liters fresh water tanks . Steel construction with baffles and inspection plate, coated with FDA approved enamel.**
- **Water tanks are equipped ventilation pipes.**
- **Each fresh water tank includes inspection hatch, sight gauge, shut-off valves, and 1-1/2 " stainless steel water intake.**
- **(2) *HeadHunter* fresh water pumps: (1) Mach 5 - fresh water pumps 110V and (1) XR-124 24V. 45 PSI, 16 gallons/60 liters per minute. 26 gallons/100 liters Headhunter PT-102 accumulator pressure tank.**
- **Cold water manifold with valves located in the cofferdam.**
- **Hot water manifold with valves located in the cofferdam.**
- **PPR color coded piping for fresh water lines.**
- **(2) *Torrid* 40 gallon marine water heaters located in the cofferdam.**
- ***Spot Zero* fresh water purifier model 3000 SZ3000ZWM located in engine room.**
- ***Sea Xchange* 30V SX2200Z 2200 gallon/9,000 liters a day watermaker located in engine room.**

#### BLACK AND GREY WATER SYSTEMS

- ***SeaLand* DTM12 fresh water tank level monitor. Monitors the level in the fresh water, gray water and black water tanks. Located in the pilothouse.**
- **300 gallons/1,100 liters integrated gray water tank with enamel coated interior to seal the steel tank and includes a level indicator.**  
**(2) *Headhunter Vortex* overboard macerator pumps: 3/4 HP PUMP (110V) and 3/4HP PUMP (24V), shore pump out.**
- **300 gallons/1,100 liters integrated black water tank with enamel coated interior to seal the steel tank and includes a level indicator.**  
**(2) *Headhunter Vortex* overboard macerator pumps: 3/4 HP pump (110V) and 3/4HP pump (24V) for shore pump out. .**
- **(2) ventilation pipes of each tank, one on each side of the boat. PVC piping (D40mm) for black and gray water plumbing lines.**

#### SEA WATER SYSTEM

- **Engines and generators are sea water water cooled with stainless steel sea cocks and *Groco* strainers.**
- **(2) built-in sea chests connected by Trident 100-250-2000 hose with two way valves.**
- **Sea water intake with (2) *Groco* 2½" strainers for engines, (2)**
- ***Groco* 1¼" sea water intakes for generators, (1) *Groco* 1½ " for air**

**conditioner, (1) Groco 3/4" for watermaker.**

- **All through hull fittings and sea cocks are stainless steel.**

#### AIR CONDITIONING, VENTILATION SYSTEMS

- ***Cruisair* entral chilled water system - total capacity 114,000 BTU with reverse cycle heating.**
- **Auxiliary electric heaters MCGV120SRC-2STG-240/1/60, two stage base, two stage PVC SW manifold, two stage copper CW manifold.**
- **Seawater pump is an ASY P700 240/1 3.75".**
- **Chilled water pump is an ASY P711 240-1P 1.5 HP.**
- ***Cruisair* air conditioning units:**
- **Main Deck, Pilot House - 18,000 BTU AU18HVZ-FC-1.5KW7"MR 110V.**
- **Main Deck, Galley and Salon - total capacity 36,000 BTU 2xAU18HVZ-FC-1.5KW7"MR 110V.**
- **Lower deck, Guest Staterooms (Port side) - 9,000 BTU AU9HVZ-FC-1KW6"MR 110V.**
- **Lower Deck, Guest Staterooms (Starboard) - 9,000 BTU AU9HVZ-FC-1KW6"MR 110V.**
- **Lower Deck, Master Staterooms - AU18HVZ-FC-1.5KW7"MR 110V.**
- **Lower deck, Vip Guest Staterooms (aft) - 12,000 BTU AU12HVZ-FC-1.5KW6"MR 110V.**
- **Lower Deck, Engine Room - 12,000 BTU AU12HVZ-FC-1.5KW6"MR 110V.**
- **(2) independent ventilation systems - one on Starboard side and the other on the Port side using (2) *Dometic* centrifugal fans F1-C4-H, 4" inlet and outlet. 4.7 inch., 2.9" wheel, 1/3 HP, 450 RPM, 110V.**
- **Engine room and lazarette both feature intake and outflow blowers. F1-120-0845H-50 fan, axial, 12 inch ID with aluminum housing (powder coated Matterhorn white). Motor frame, 0.75 HP, 110V, 2,875 RPM Motor with 8x45 degree PPG composite blades for 2,910 CFM free air. (2) D-ALE-24 Dampers, aluminum blades and frames (powder coated gloss white, 14 inch (width) x 14 inch (height) x 4 inch (depth). 24 VDC actuator.**

#### HYDRAULIC SYSTEM

- ***SidePower* integrated hydraulic system. Includes all necessary blocks, hoses and components to operate bow and stern thrusters, plus two windlasses.**
- **The integrated hydraulic system is driven by live PTOs on the main engines.**
- ***SidePower* SMERR-130-CC4 hydraulic pumps (130CCM, SAE-CC, right (clockwise) rotation) mounted on engines. All hydraulic hose and fitting connections are secured with using high-pressure flexible hoses.**

## INSULATION

- Engine room insulated with 4" composite insulation per *Bering Yachts* drawings.
- Aluminum perforated panels installed on the ceiling and walls in the engine room and lazarette.
- Engines exhaust pipes wrapped and finished with carbon fiber covers.
- Sound insulation barrier installed between the engine room and living quarters.
- All bulkheads, ceilings and hull sides have acoustic and thermal insulation.
- All insulation materials are fire resistant.

## ENGINE ROOM

- Lazarette access via watertight door.
- Engine room access via watertight door from Companionway #2 on lower deck.
- Engine room insulated with 4" composite insulation per *Bering Yachts* drawings.
- Aluminum perforated panels for the ceiling and walls. Soundproof fiberglass flooring with anti-slip surface. Engines exhaust pipes wrapped and finished with carbon fiber covers.
- (2) *Cummins* QSM - 11 300hp @ 1800 rpm continuous duty rated, raw water, heat exchanger cooled with wet exhaust. 24V electrical. Combined total power of 600 HP. Glendinning EEC4 electronic engine controls pilot house. Dual 7" color engine displays in pilot house.
- (2) *Centek* vertical combo-sep mufflers with *De Angelo* exhaust mixers. Exhaust outlets on port and starboard sides of the hull.
- Main engines installed on soft engine mounts model 1600-3 with weight adjusters.
- *Reverso* GP-3014-24 (4 valves 24V) oil change system for engines and generators.
- *Cummins* engines equipped with *Racor* 75/1000 dual filter/separators using 30 micron filter elements and including vacuum pressure gauges.
- *Reverso* fuel polishing and transfer system - 210 GPH, Series - 'S' Class, marine version, 7 day digital timer, 110 V, with fuel conditioner.
- *Desmi* GP33EM 480 gallons/hour auxiliary fuel transfer pump.
- (2) "Day Tank" fuel tanks. Total capacity 400 gallons/1,510 liters.
- (2) visual fuel gauges on "day tanks".
- (3) visual fuel gauges on main tanks.
- 3" stainless steel fuel intake manifold with 1" steel piping.
- 3" stainless steel fuel outflow manifold with 1" steel piping.
- *Reverso* aluminum fuel feed manifold with 1/2" valves and fuel hoses to each engine and generator.

- (2) **ZF W325** marine transmissions with 3.95:1 reduction gear - clockwise rotation (right handed). Includes live PTO and load sense pump (130CCM, SAE-CC).
- **Reverso GP-3012-24** (2 valves 24V) oil change system for gear boxes.
- (2) **Seatorque ST-300** shafts.
- (2) **Onan 27,5 QD** model MDKBT 27,5 kW 120V/240V 60Hz four cylinder generators enclosed in soundsheids installed in engine room. Wet exhaust muffler with exhaust separator.
- **Onan** generators equipped with **Racor 1000** fuel filter/separators using 30 micron filter elements and including vacuum pressure gauges.
- **Orion 24/12-25A** DC-DC converter. (3) **Victron MultiPlus 5kW** (24/5000/120-100 110V VE.Bus) inverterchargers.
- **Victron Phoenix** Charger 12/30.
- **Victron Skylla-i 24/100** charger (110VAC/45-65Hz).
- (16) **Vision 4D 240 AMP**, deep cycle, 12 VDC. Total capacity is 3,840 AMP.
- (1) 4-D 240AH **Vision** batteries for nav/com electronics.
- **Spot Zero** fresh water purifier model 3000 SZ3000ZWM.
- **Sea Xchange 30V SX2200Z** 2200 gallon/9,000 liters a day watermaker.
- (2) built-in sea chests connected by **Trident 100-250-2000** hose with two way valves.
- Sea water intake with (2) **Groco 2½"** strainers for engines, (2) **Groco 1¼"** sea water intakes for generators, (1) **Groco 1½ "** for air conditioner, (1) **Groco ¾"** for watermaker.
- **Cruisair** entral chilled water system - total capacity 114,000 BTU with reverse cycle heating. Auxiliary electric heaters MCGV120SRC-2STG-240/1/60, two stage base, two stage PVCSW manifold, two stage copper CW manifold. Seawater pump is an ASY P700 240/1 3.75". Chilled water pump is an ASY P711 240-1P 1.5 HP.
- **Cruisair** air conditioning unit 12,000 BTU AU12HVZ-FC-1.5KW6"MR 110V.
- Intake and outflow blowers. F1-120-0845H-50 fan, axial, 12 inch ID with aluminum housing (powder coated Matterhorn white). Motor frame, 0.75 HP, 110V, 2,875 RPM motor with 8×45 degree PPG composite blades for 2,910 CFM free air. (2) D-ALE-24 Dampers, aluminum blades and frames (powder coated gloss white), 14 inch (width) x 14 inch (height) x 4 inch (depth). 24 VDC actuator.
- **SidePower** hydraulic unit.
- (2) **SidePower SMERR-130-CC4** hydraulic pumps (130CCM, SAE-CC, right (clockwise rotation)) mounted on engines.
- (4) **Johnson** bilge pumps - 4,000 gal/hour.
- (4) **Ultra SR** automatic bilge pumps switches with built-in isolated high water alarm switch (at 3").
- **Work bench** with sink.
- **Storage shelves.**

- **Storage cabinets.**
- **110V AC fluorescent and 24V DC LED lights.**
- **110V covered GFCI duplex electrical outlet.**
- **Fireboy AP65-PESD-02-TB-R smoke alarm sensor.**
- **Fireboy CMD-4MR CO alarm .**
- **Fireboy Xintex automatic deployment fire extinguishers.**

## LAZARETTE

- **Watertight door access from swim platform to lazarette with flat top and yoke hinge.**
- **Lazarette insulated with 4" composite insulation per *Bering Yachts* drawings.**
- **Aluminum perforated panels installed on the ceiling and walls.**
- **Kobelt hydraulic power steering system - model 7085. 1.5 kNm steering gear torque. 740 psi operating pressure. Number of wheel turns power: 4.5 - 4.6. Number of wheel turns manual: 28-84. Hydraulic power unit motor pump. Aluminum hydraulic oil reservoir and stainless steel manifold with valves. 3.5" cylinder 10" stroke and 3.5" servo cylinder with 10" stroke.**
- **Emergency tiller in the lazarette.**
- **(2) Kobelt rudder position sensors.**
- **SidePower MTR-550Kg (1,210 Lb.) hydraulic stern thrusters.**
- **(2) Cablemaster CM-7 50 Amp 24VDC shore cord managers.**
- **(2) 50 Amp 110V/240V 30 meter shore power cords in Cablemasters.**
- **(2) 50 Amp shore power breaker boxes.**
- **(2) Marine Isolation transformers 16 KVA/240V/60Hz.**
- **(2) Johnson bilge pumps - 4,000 gal/hour.**
- **(2) Ultra SR automatic bilge pumps switches with built-in isolated high water alarm switch (at 3").**
- **LED lights 110V AC and 24V DC.**
- **Fireboy AP65-PESD-02-TB-R smoke alarm sensor.**
- **Fireboy CMD-4MR CO alarm .**
- **Fireboy Xintex automatic deployment fire extinguishers.**

## STORAGE ROOM

- **Hatch access with stairs from the Companionway #1 lower deck.**
- **Access to inspection hatches: two fuel tanks and fresh water tank.**
- **UV in-line water filter. 40 liters/minute, 110 V.**
- **(2) HeadHunter fresh water pumps: (1) Mach 5 - fresh water pumps 110V and (1) XR-124 24V. 45 PSI, 60 liters per minute.**
- **100 liters Headhunter PT-102 accumulator pressure tank.**
- **Cold water manifold with valves.**
- **Hot water manifold with valves.**

- (2) *Torrid* 40 gallon marine water heaters.
- (2) *Headhunter Vortex* overboard macerator pumps: 3/4 HP PUMP (110V) and 3/4HP PUMP (24V), shore pump out.
- (2) *Headhunter Vortex* overboard macerator pumps: 3/4 HP pump (110V) and 3/4HP pump (24V) for shore pump out.
- LED lights 110V AC and 24V DC.
- *Fireboy* AP65-PESD-02-TB-R smoke alarm sensor.
- *Fireboy* CMD-4MR CO alarm .
- (2) fire extinguishers.

## FULL SPECIFICATIONS 2 OUTFITTING

### a. Flybridge

- Teak decks.
- Access via stair with *Diamond Seaglaze* aluminium 575 series weathertight door from the salon.
- Head in upper deck.
- Scupper drains for rapid evacuation of water overboard.
- Fiberglass molded-in settees with storage beneath.
- Teak dining table in front of settee.
- Fiberglass counter top with built-in sink and faucet.
- Fresh water wash down hose bib.
- Fiberglass rigin roof with arch for mast.
- Stainless steel framed venturi windshield with dark Acrylic panels.
- Stylized fiberglass mast to support and mount navigation antennas, radar arrays, communication domes and lights.
- (2) *Carlisle & Finch* 12-inch chrome searchlights. 110 VAC lamp with joystick (remote control) operation from the pilot house.
- Forward and aft facing LED deck flood lights.
- (4) *Aqua Signal* 1,000W, halogen flood lights mounted aft, forward, port and starboard.
- LED courtesy lighting along walk way.
- Buell dual trumpet air horn .
- *Hella* NaviLED navigation lights.
- *Hella* NaviLED Anchor lights.
- *Shakespeare* PA / deck horn / hailer / PA speaker on arch.
- 44" high stainless steel safety rails.
- 66" stainless steel flagpole.
- *Bering 75* name insignia signs mounted on both sides of the flybridge.

- *b. Boat deck*
- Teak decks.

- **44" high stainless steel 2" safety rails.**
  - **66" tall 1.5" diameter stainless steel ensign staff.**
  - **Fresh water hose bib for wash down.**
  - **Access to the boat deck from cockpit via stair.**
  - **Steelhead CT-2500 four function hydraulic yacht crane with 18' reach and 2,500 lbs. lifting capacity with remote control.**
  - **Dinghy and outboard - optional.**
  - **Custom fabricated fiberglass dinghy cradle with tie down securing straps - optional.**
  - **(2) OceanMaster LR 12 person SOLAS life rafts installed, one to port, one to starboard.**
  - **LED courtesy lights.**
- 
- **c. Bow deck**
  - **Teak decks.**
  - **66" tall 1.5" diameter stainless steel ensign staff.**
  - **Fresh water hose bib for wash down.**
  - **Freeman series 2400 flush deck aluminum hatch (24" x 24") access to chain lockers with flat top and yoke hinge.**
  - **(2) Maxwell 4500 series hydraulic winches with on deck foot switches. Digital chain counters. Dual chain stoppers with tensioners. Stainless steel, grooved bow rollers.**
  - **(2) heavy duty bollards.**
  - **Fiberglass molded-in settees with storage beneath.**
- 
- **d. Main deck**
  - **Teak decks.**
  - **Stainless steel railing.**
  - **(2) stainless steel hawes pipes with horn cleats mounted amidship port and starboard.**
  - **Vents for all fuel and fresh water tanks are located inside the bulwark.**
  - **Central fueling station recessed into superstructure amidships on port side. This single fill location allows for convenient replenishment of all fuel tanks.**
  - **(2) deck fills for fresh water tank.**
  - **Gray and black water pump-out station.**
  - **Stair on cockpit from main deck to the boat deck.**
- 
- **e. Cockpit**

- **Teak decks.**
  - **Stainless steel railing.**
  - **Fiberglass molded-in settees with storage beneath with matching varnished teak table.**
  - **Transom gates port and starboard at aft end of cockpit.**
  - **(2) *Glendinning* cablemaster shore power cord retrieving systems**
  - **(Cablemaster Cm-7 50 amp with 100'/30 meters of cable each).**
  - **LED courtesy lights.**
  - **LED overhead lights.**
  - **(7) *Hella* recessed LED flood lights.**
  - **(6) stainless steel fishing rod holders at the transom.**
- 
- **f. Swim platform**
  - **Teak decks.**
  - **Access from swim platform to cockpit via stairs to port and starboard.**
  - **(5) 2" diameter, 3' tall, 316 stainless steel removable U-shape rails with self draining stainless steel bases.**
  - **Fresh water faucets.**
  - **(2) *Scandvik* hot and cold fresh water shower boxes.**
  - **(4) 12" stainless steel fold-down cleats.**

## INTERIOR

- **a. Pilothouse**
- **Owner's choice of solid stock 1/2" thick wood flooring.**
- **All interior bulkheads and doors are wood veneer with matte varnish finish.**
- **(2) *Diamond Seaglaze* aluminium 575 series weathertight doors - port and starboard. Insides of doors are covered with varnished wood veneer.**
- **Forward windows (5 front and two side) are 19 mm tempered glass with built-in electric heating wires for defrosting.**
- **Side windows are tinted glass with pleated window blinds.**
- **Overhead panels are black microfiber cloth material.**
- **All overhead lights are dimmable LED.**
- **Array of red LED lights above the dash console.**
- **Amber lights above the chart table.**
- **Red LED courtesy lights.**
- **All pilot house cabinetry and furniture is varnished wood veneer with solid teak corners.**
- **The dash console and window frames are finished with varnished dark veneer wood.**
- **Custom made pilot house navigation console.**



- **30" diameter stainless steel destroyer steering wheel with wooden spoke inserts.**
  - ***LleBroc LX II* helm chair with black leather and folding foot rest. Leather upholstered helm bench settee with varnished teak table.**
  - **Chart table built in to forward port side of dash console.**
  - **Dash console and forward overhead console comprises efficient layout of all the vessel electronics and machinery controls.**
  - ***Vimar* electrical outlets with USB connections.**
  - ***Cruisair* 24,000 BTU air conditioning unit - AU24HVZ-3.0KW 8"MR 110V.**
  - **Adjustable wood overhead louvers for air conditioning and ventilation.**
  - ***Fireboy* AP65-PESD-02-TB-R smoke alarm sensor.**
  - **Fire extinguisher.**
- 
- **b. Pilothouse head**
  - **Ceramic tile floors.**
  - **All interior bulkheads and doors are wood veneer with matte varnish finish.**
  - **Tinted windows with pleated window blinds.**
  - **Microfiber ceiling white color.**
  - **All overhead lights are LED.**
  - **LED courtesy lights.**
  - **All cabinetry and furniture is varnished wood veneer with solid wood corners.**
  - **Vanity with *Corian* countertop.**
  - **Ceramic sink with stainless steel premium faucet (TBD).**
  - **Mirrors above the vanity.**
  - ***SeaLand (Dometic) MasterFlush* 8640 electrical fresh water toilet with bidet.**
  - ***Vimar* multiple duplex electrical outlets GFCI.**
  - **Exhaust blower on timer for ventilation.**
  - ***Fireboy* AP65-PESD-02-TB-R smoke alarm sensor.**
- 
- **c. Saloon**
  - **Owner's choice of solid stock 1/2" thick wood flooring.**
  - **All interior bulkheads and doors are wood veneer with matte varnish finish.**
  - ***Diamond Seaglaze* weathertight door to cockpit. Inside covered with varnished wood veneer.**
  - **Teak hinged door access to the staircase leading to the engine room.**
  - **Stair to galley and pilot house.**
  - **Tinted 15 mm windows with with hidden blinds, two on each side of the**

**saloon.**

- **Overhead panels are white microfiber cloth material. (2) Distinct areas of dimmable LED overhead lights**
- **LED wall lights**
- **LED courtesy lights**
- **Built-in wood cabinetry for media center featuring a wood with frame for 50" flat screen LCD television (TBD).**
- **L-shaped settee built-in on port side.**
- **All cabinetry and furniture is varnished wood veneer with solid wood corners.**
- **Teak coffee table with stone insertion**
- **(2) Armchairs on aft side.**
- **Varnished teak dining table with six teak chairs on starboard side.**
- **L-shaped table with cultured granite counter top. Cupboards with doors and shelves are wood veneer with matte varnish finish. Stainless steel sink with premium stainless steel faucet.**
- **Vimar electrical outlets with USB connections.**
- **Cruisair 24,000 BTU air conditioning unit AU24HVZ-3.0KW 8"MR 110V.**
- **Cruisair 18,000 BTU air conditioning unit for galley - AU18HVZ-FC-1.5KW7"MR 110V.**
- **Adjustable wood overhead louvers for air conditioning.**
- **Fireboy AP65-PESD-02-TB-R smoke alarm sensor.**
- **Fire extinguisher.**

**d. Galley**

- **Owner's choice of solid stock 1/2" thick wood flooring.**
- **All interior bulkheads and doors are wood veneer with matte varnish finish.**
- **Diamond Seaglaze weathertight door to boat deck via stair.**
- **Tinted windows with pleated window blinds.**
- **Overhead panels are white microfiber cloth material.**
- **All overhead lights are LED.**
- **LED courtesy lights.**
- **LED kickboard lights below the sink and oven.**
- **Galley with cultured granite counter top.**
- **Cupboards with doors and shelves are wood veneer with matte varnish finish.**
- **Abundant storage lockers and drawers for storing dishes and galley ware.**
- **Professional electric 4 burner glass top cooktop with overhead air vent (TBD).**
- **Large stainless steel basin sink with garbage disposal (TBD) and**

**macerator (TBD), premium pull out retractable stainless steel rinsing faucet (TBD).**

- **Dishwasher (TBD).**
  - **Oven (TBD).**
  - **Trash compactor (TBD).**
  - **Microwave oven (TBD).**
  - **Double drawer refrigerator (TBD).**
  - **Ice maker (TBD).**
  - **Side-by-side refrigerator with freezer (TBD).**
  - **Vimar multiple duplex electrical outlets.**
  - **Adjustable wood overhead louvers for air conditioning.**
  - **Fireboy AP65-PESD-02-TB-R smoke alarm sensor.**
  - **Fire extinguisher.**
- 
- **e. Companionway lower deck**
  - **Owner's choice of solid stock 1/2" thick wood flooring.**
  - **All interior bulkheads and doors are wood veneer with matte varnish finish.**
  - **Overhead panels are white microfiber cloth material.**
  - **Washer (TBD)**
  - **Dryer (TBD)**
  - **Refrigerator/freezer (TBD)**
  - **All overhead lights are LED.**
  - **LED courtesy lights.**
  - **Fireboy AP65-PESD-02-TB-R smoke alarm sensor. Fireboy CMD-4MR CO alarm .**
- 
- **f. Master stateroom**
  - **Owner's choice of solid stock 1/2" thick wood flooring.**
  - **All interior bulkheads and doors are wood veneer with matte varnish finish.**
  - **Watertight door to the companionway on the lower deck.**
  - **Tinted windows with pleated window blinds.**
  - **Overhead panels are white microfiber cloth material.**
  - **All overhead lights are dimmable LED.**
  - **LED courtesy lights.**
  - **LED wall lights.**
  - **(2) LED reading lights over the bed.**
  - **All cabinetry and furniture is varnished wood veneer with solid wood corners.**
  - **King-size bed.**

- **Storage drawers under bed.**
- **(4) Large wardrobes.**
- **Night stands with drawers.**
- **Fixed corner chairs**
- **Mirror.**
- **Vimar electrical outlets with USB connections.**
- **Cruisair 24,000 BTU air conditioning unit - AU24HVZ-3.0KW 8"MR 110V.**
- **Adjustable teak overhead louvers for air conditioning and ventilation.**
- **Fireboy AP65-PESD-02-TB-R smoke alarm sensor.**
- **Fireboy CMD-4MR CO alarm .**
- **Fire extinguisher.**

- **g. Master head**
- **Ceramic tile floors.**
- **Ceramic tile walls.**
- **Tinted windows with pleated window blinds.**
- **Fiberglass ceiling.**
- **All overhead lights are LED.**
- **LED courtesy lights.**
- **All cabinetry and furniture is varnished wood veneer with solid wood corners.**
- **Vanity with *Corian* countertop.**
- **Ceramic sink with stainless steel premium faucet (TBD).**
- **Mirrors above the vanity.**
- **Shower cabin with glass door.**
- **Premium stainless steel shower.**
- **Drawer for shampoo, towel, etc.**
- **SeaLand (*Dometic*) MasterFlush 8689 electrical fresh water toilet with bidet.**
- **Vimar multiple duplex electrical outlets GFCI.**
- **Exhaust ventilation.**
- **Fireboy AP65-PESD-02-TB-R smoke alarm sensor.**
- **Fireboy CMD-4MR CO alarm .**

- **h. VIP stateroom**
- **Owner's choice of solid stock 1/2" thick wood flooring.**
- **All interior bulkheads and doors are wood veneer with matte varnish finish.**
- **Door to the companionway on the lower deck.**
- **Tinted windows with pleated window blinds.**
- **Overhead panels are white microfiber cloth material.**

- **All overhead lights are dimmable LED.**
  - **LED courtesy lights.**
  - **LED wall lights.**
  - **All cabinetry and furniture is varnished wood veneer with solid wood corners.**
  - **Queen-size bed.**
  - **Storage drawers under bed.**
  - **Large wardrobe.**
  - **Night stands with drawers.**
  - **Mirror.**
  - **Vimar electrical outlets with USB connections.**
  - ***Cruisair* 12,000 BTU air conditioning unit - AU12HVZ-FC-1.5KW6"MR 110V.**
  - **Adjustable wood overhead louvers for air conditioning.**
  - ***Fireboy* AP65-PESD-02-TB-R smoke alarm sensor.**
  - ***Fireboy* CMD-4MR CO alarm .**
  - **Fire extinguisher.**
- 
- **i.VIP head**
  - **Ceramic tile floors.**
  - **Ceramic tile walls.**
  - **Tinted windows with pleated window blinds.**
  - **Fiberglass ceiling.**
  - **Sliding doors from the guest staterooms.**
  - **All overhead lights are LED.**
  - **LED courtesy lights.**
  - **All cabinetry and furniture is varnished wood veneer with solid wood corners.**
  - **Vanity with *Corian* countertop.**
  - **Ceramic sink with stainless steel premium faucet (TBD).**
  - **Mirrors above the vanity.**
  - **Shower cabin with glass door.**
  - **Premium stainless steel shower.**
  - **Drawer for shampoo, towel, etc.**
  - ***SeaLand (Dometic) MasterFlush* 8689 electrical fresh water toilet with bidet.**
  - ***Vimar* multiple duplex electrical outlets GFCI.**
  - **Exhaust ventilation.**
  - ***Fireboy* AP65-PESD-02-TB-R smoke alarm sensor.**
  - ***Fireboy* CMD-4MR CO alarm .**

- **j. Forward guest stateroom**
- **Owner's choice of solid stock 1/2" thick wood flooring.**
- **All interior bulkheads and doors are wood veneer with matte varnish finish.**
- **Door to the companionway on the lower deck.**
- **Tinted windows with pleated window blinds.**
- **Overhead panels are white microfiber cloth material.**
- **All overhead lights are dimmable LED.**
- **LED courtesy lights.**
- **LED wall lights.**
- **All cabinetry and furniture is varnished wood veneer with solid wood corners.**
- **(2) Pullman beds.**
- **Storage drawers under bed.**
- **Wardrobe.**
- **Night stands with drawers.**
- **Mirror.**
- **Vimar electrical outlets with USB connections.**
- ***Cruisair* 12,000 BTU air conditioning unit - AU12HVZ-FC-1.5KW6"MR 110V.**
- **Adjustable wood overhead louvers for air conditioning.**
- ***Fireboy* AP65-PESD-02-TB-R smoke alarm sensor.**
- **Fire extinguisher.**
  
- **k. Forward guest head**
- **Ceramic tile floors.**
- **Ceramic tile walls.**
- **Tinted windows with pleated window blinds.**
- **Fiberglass ceiling.**
- **Sliding doors from the guest staterooms.**
- **All overhead lights are LED.**
- **LED courtesy lights.**
- **All cabinetry and furniture is varnished wood veneer with solid wood corners.**
- **Vanity with *Corian* countertop.**
- **Ceramic sink with stainless steel premium faucet (TBD).**
- **Mirrors above the vanity.**
- **Shower cabin with glass door.**
- **Premium stainless steel shower.**
- **Drawer for shampoo, towel, etc.**
- ***SeaLand (Dometic) MasterFlush* 8689 electrical fresh water toilet with bidet.**

- **Vimar multiple duplex electrical outlets GFCI.**
- **Exhaust ventilation.**
- **Fireboy AP65-PESD-02-TB-R smoke alarm sensor.**
  
- **l. Forward crew stateroom**
- **Owner's choice of solid stock 1/2" thick wood flooring.**
- **All interior bulkheads and doors are wood veneer with matte varnish finish.**
- **Overhead panels are white microfiber cloth material.**
- **All overhead lights are dimmable LED.**
- **LED courtesy lights.**
- **Two reading lights.**
- **All cabinetry and furniture is varnished wood veneer with solid wood corners.**
- **(1) Double bed**
- **Storage drawers under bed**
- **Wardrobe**
- **Mirror.**
- **Vimar electrical outlets with USB connections.**
- **Cruisair 9,000 BTU air conditioning unit - Cruisair AU9HVZ-FC-1KW6"MR 110V.**
- **Adjustable wood overhead louvers for air conditioning.**
- **Fireboy AP65-PESD-02-TB-R smoke alarm sensor.**
- **Fire extinguisher.**
  
- **m. Forward crew head**
- **Ceramic tile floors.**
- **Ceramic tile walls.**
- **Tinted windows with pleated window blinds.**
- **Fiberglass ceiling.**
- **Sliding doors from the guest staterooms.**
- **All overhead lights are LED.**
- **LED courtesy lights.**
- **All cabinetry and furniture is varnished wood veneer with solid wood corners.**
- **Vanity with Corian countertop.**
- **Ceramic sink with stainless steel premium faucet (TBD).**
- **Mirrors above the vanity.**
- **Shower cabin with glass door.**
- **Premium stainless steel shower.**
- **Drawer for shampoo, towel, etc.**

- **SeaLand (Dometic) MasterFlush 8689 electrical fresh water toilet with bidet.**
- **Vimar multiple duplex electrical outlets GFCI.**
- **Exhaust ventilation.**
- **Fireboy AP65-PESD-02-TB-R smoke alarm sensor.**

#### MISCELLANEOUS

- **As-built Owner's manual in English. Includes descriptions and systems drawings.**
- **Set of Warranty Certificates.**
- **Set of manuals and certificates relating to materials and equipment.**
- **Tool box.**
- **Spare parts for equipment, supplied by manufacturers.**

#### 23. ELECTRONICS AND NAVIGATION EQUIPMENT (TBD).

### Basic Information

---

**Category:** Trawler

**Sub Category:** Displacement

**Model Year:** 2017

**Year Built:** 2017

**Country:** Turkey

**Fly Bridge:** Yes

**Cockpit:** Yes

### Dimensions

---

**LOA:** 75' 6" (23.00m)

**LWL:** 70' 7" (21.50m)

**LOD:** 73' 6" (22.40m)

**Beam:** 22' 4" (6.80m)

**Max Draft:** 5' 11" (1.80m)

**Clearance:** 26' 3" (8.00m)



---

## Speed, Capacities and Weight

---

**Cruise Speed:** 8 Kts. (9 MPH)

**Max Speed:** 11 Kts. (13 MPH)

**Displacement:** 348330.37396 Pounds

**Water Capacity:** 1003.8537976  
Gallons

**Fuel Capacity:** 7000.559378 Gallons

---

## Accommodations

---

**Total Cabins:** 4

---

## Hull and Deck Information

---

**Hull Material:** Steel

---

## Engine Information

---

**Engines:** 2








**Manufacturer:** Cummins

**Model:** QSM - 11

---

# PHOTOS

---





# CONTACTS

---

Andrey Shestakov, leading yacht broker of the sales department of Shestakov Yacht Sales Inc. Shestakov Yacht Sales Inc., the official representative of the Miami/Fort Lauderdale FL headquarters.

## Contact details

---

Email: **andrey@shestakovyachtsales.com**

Web: [shestakovyachtsales.com/en/](https://shestakovyachtsales.com/en/)

## Telephones

---

USA: **+1(954)274-4435**

## Office hours

---

Monday – Saturday: **9:00 - 21:00** EDT

Sunday: **closed**

## Address

---



Harbour Towne Marina, 850 NE 3rd St, STE 213, Dania, FL 33004