

BERING 77 — BERING YACHTS



Судостроитель: BERING YACHTS

Год постройки: 2017

Модель: Траулер

Цена: ЦЕНА ЯХТЫ ПО ЗАПРОСУ

Местонахождение: Turkey

Длина общая: 77' 2" (23.50m)

Ширина: 24' 0" (7.30m)

Крейс. скорость: 8 Kts. (9 MPH)

Макс. скорость: 11 Kts. (13 MPH)

Купить **Bering 77 — BERING YACHTS** а также выбрать подходящую вам яхту из нашего **каталога яхт** вам поможет опытный яхтенный брокер Андрей Шестаков. На сегодняшний день компания **Shestakov Yacht Sales Inc.** имеет большое количество яхт в **собственном списке продаж**, а также тесно сотрудничает со всеми крупными **яхтенными производителями** по всему миру.

Для того чтобы купить яхту **Bering 77 — BERING YACHTS** а также проконсультироваться по любому вопросу связанному с покупкой, продажей, чартером яхт позвоните по телефону **+7(918)465-66-44**.

ОГЛАВЛЕНИЕ

ОГЛАВЛЕНИЕ	2
ХАРАКТЕРИСТИКИ	3
Обзор	3
Основная информация	24
Размеры	24
Скорость, вместимость и масса	24
Размещение	24
Корпус и палуба	25
Информация о двигателе	25
ФОТОГРАФИИ	26
КОНТАКТЫ	30
Контактная информация	30
Телефоны	30
Время работы	30
Адрес	30

ХАРАКТЕРИСТИКИ

Обзор

The **Bering 77** is a very athletic and graceful long range motor yacht currently under construction.

Relying on the experience and lessons learned from all previous models the Bering 77 has one on-deck departure; the Portuguese bridge deck has been merged into the foredeck making this a spectacular outdoors gathering place with comfortable seating to enjoy a front row view while underway in smooth seas.

The Bering 77 displaces 364,000 pounds and shares the bulbous bow, hard chined hull sides and twin gondola skeg underbody of her sister ships. Her bow is very high off the water and prominently features two large pocket anchors tucked into the gorgeous stainless steel backing grill. This impressive bow height translates into a dry ride and creates very tall interior proportions allowing for over 7'2" headroom throughout.

Aloft the Bering 77 features a full beam flybridge great for entertaining with a solid hardtop and that easily flows aft to a large boat deck for tender and crane storage. On the main deck level the side decks run bow to stern on both sides. The raised cockpit aft includes a outside seating area. The saloon has built in outboard seating and a large dining table.

Going up a few steps you arrive at the galley which in turn transitions into the pilothouse. The pilothouse is ideal for navigating and running the vessel.

The large interior volume lets each owner select the number of cabins and how they are layed out in a wide variety of choices.

The engine room is extremely impressive with stacked generators and twin Cummins engines in the deep gondola skegs. There is a large sea chest forward on centerline and the access for servicing machinery is extraordinary.

The Bering 77 has a range of over 4,000 miles at a cruising speed of 8 knots and travel continuously for several weeks nonstop – letting her crew enjoy the journey while crossing the seas. **FULL SPECIFICATIONS HULL**

- **The hull and superstructure are made of A36 marine steel. Bottom plates and integrated tank sides are 10 mm.**
- **Hull sides - 6 mm**
- **Superstructure - 5mm**
- **The hull is divided by five watertight bulkheads in six compartments.**
- **Flybridge arch, mast and furniture (on flybridge and on cockpit) are made of fiberglass.**

- **The hull bellow waterline is covered with three layers of black antifouling paint.**
- **Hull above the waterline, the deck and superstructure are painted with *Alexseal*.**
- **Yacht quality fairing above the waterline with *Alexseal* paint finish.**
- **All watertight bulkheads are made of reinforced steel with sound and thermal insulation per *Bering Yachts* drawings.**
- **All the interior steel surfaces of the vessel are treated with epoxy primer after a thorough surface preparation.**
- **Appropriate zinc plates are installed for galvanic protection.**

ENGINES

- **(2) *Cummins* - QSM11 300hp @ 1800 rpm continuous duty rated, raw water, heat exchanger cooled with wet exhaust. 24V electrical. Combined total power of 600 HP.**
- ***Glendinning* EEC4 electronic engine controls pilot house. Dual 7" color engine displays in pilot house.**
- **Main engines are installed on soft engine mounts model 1600-3 with weight adjusters.**
- **(2) *ZF* W325 marine transmissions with 3.95:1 reduction gear - clockwise rotation (right handed). Includes live PTO and load sense pump (130CCM, SAE-CC).**
- **(2) *Seatorque* ST-300 shafts.**
- **(2) *ZF* 5-blade 48/48" NiBrAl propellers.**
- **(2) Sea water intake with *Groco* 2½" strainers for engines.**
- ***Reverso* GP-3014-24 (4 valves 24V) oil change system for engines.**
- ***Reverso* GP-3012-24 (2 valves 24V) oil change system for gear boxes.**
- **(2) *Centek* vertical combo-sep mufflers with *De Angelo* exhaust mixers. Exhaust outlets on port and starboard sides of the hull.**

STEERING SYSTEM

- **(2) 12 square foot air foil steel rudders with 4" diameter steel rudder stock mounted on rudder shoe bearings.**
- ***Kobelt* hydraulic power steering system - model 7085.**
- **1.5 kNm steering gear torque.**
- **740 PSI operating pressure.**
- **Number of wheel turns power: 4.5 - 4.6.**
- **Number of wheel turns manual: 28-84.**
- **Hydraulic power unit motor pump.**
- **Aluminum hydraulic oil reservoir and stainless steel manifold with valves.**
- **3.5" cylinder 10" stroke and 3.5" servo cylinder 10" stroke.**
- **Emergency tiller located in the lazarette.**

- **Zinc anodes on rudders to ensure galvanic corrosion protection.**

MOORING SYSTEM

- **(2) 180 kg *N*-type Pool stainless steel anchors. Fitted using 316 stainless steel pockets - port and starboard.**
- **Divided chain locker with fresh water flush system, drains overboard.**
- **400 Feet of 16 mm zinc coated anchor chain per side. Rated for high working loads.**
- **316 polished stainless steel bow protection plate.**
- **(2) *Maxwell* 4500 series hydraulic winches with on deck foot switches and remote controls at pilothouse. Digital chain counters with displays in pilothouse. Dual chain stoppers with tensioners. Stainless steel, grooved bow rollers.**
- **(2) *Sidepower* MTR-550Kg (1,210 Lb.) hydraulic thrusters - bow and stern.**
- **Heavy duty bollards installed on bow. (4) heavy duty bollards mounted on the aft deck. Two stainless steel hawes pipes with horn cleats mounted amidship port and starboard. All mooring components are polished stainless steel with chafe guards.**
- **(2) *Muir* V3500 (1,500W 24V) electric rope capstans mounted in cockpit.**

ELECTRICAL SYSTEM

- **a. Main features**
- **Entire AC and DC electrical system designed and installed in compliance with CE and ABYC electrical standards.**
- **50-60 Hz 120/240V AC power standard. (50-60 Hz 230V AC power system available as an option).**
- **24V DC power standard**
- **12V DC power for nav/com electronics.**
- ***Orion* 24/12-25A DC-DC converter.**
- **Primary distribution 120V/240V AC and 24 V DC electrical panels, inverters, battery chargers, batteries and battery management panels are located in the engine room.**
- **Secondary 120VAC, 24VDC and 12VDC panels are located in the pilot house and galley.**
- **All wires are labeled at each end.**
- **All wire connections are properly insulated.**
- **All electrical hardware is bonded to the hull.**
- **Dedicated circuit breaker for each circuit.**

- **b. Power source**
- **GENERATORS**
- (2) *Onan* 27,5 QD model MDKBT 27,5 kW 120V/240V 60Hz four cylinder generators enclosed in soundshields installed in engine room. Wet exhaust muffler with exhaust.
- (2) Sea water intake with *Groco* 1½" strainers for generators.
- Both generators have digital display controls in pilothouse.
- Both generators have automatic safety shutdowns with fault indicators.
- (2) *Racor* 1000 fuel filters with 30 micron elements.
- *Reverso* GP-3012-24 (4 valves 24V) oil change system for generators.
- **SHORE POWER**
- (2) *Cablemaster* CM-7 50 Amp 24VDC shore cord managers.
- (2) 50 Amp 120V/240V 30 meters shore power cords in *Cablemasters*.
- (2) 50Amp shore power breaker boxes.
- (2) marine Isolation transformers 16 KWA/240V/50-60Hz.
- **BATTERIES**
- (17) *Vision* 4D 240 Amp AGM batteries, deep cycle, 12 VDC. Total capacity is 3,840 Amp Hours.
- All starter batteries charged by (2) engine (80 Amps each) and (2) generator driven alternators (25 Amps each).
- Electrical system status controller *Victron* VE. Net Blue Power Panel 2 (BPP2) located in pilothouse.
- *Victron* BMV-702 battery display located in pilothouse.
- *Victron* *Phoenix* charger 12/30 for charging electronics backup battery.
- (3) *Victron MultiPlus* 5kW (24/5000/120-100 110V VE.Bus) inverter/chargers for charging house battery bank from generator or shorepower.
- (2) 4D 240AH *Vision* AGM batteries for the engines start with crossover switch. Connected in series for 24 VDC.
- (2) 4D 240AH *Vision* AGM batteries for the generators start with crossover switch. Connected in series for 24 VDC.
- (12) 4-D 240AH *Vision* batteries for house.
- (1) 4-D 240AH *Vision* batteries for nav/com electronics.
- All batteries covered with fiberglass caps.
- Battery cutoff switches located in the engine room.

- **c. Lighting system and power outlets**
- All interior lights are 110V AC and 24VDC LED.
- Exterior lights (LED and Halogen) are waterproof to IP-67 standards.
- 110V AC fluorescent and 24V DC LED lights in engine room.
- (6) LED underwater lights. Two mounted outboard and four mounted aft, all below the swim platform.

- **d. Controls and alarms**
- **(2) Onan generators digital LCD displays mounted in the pilothouse dash, each with start/stop button.**
- **Glendinning twin engine throttle controls in pilothouse.**
- **(2) Cummins engine 7" color monitors mounted on pilothouse dash.**
- **Racor fuel filters have pressure gauges and water alarms.**
- **Kobelt manual hydraulic steering pump in the pilothouse.**
- **Maxwell 4500 remote dual windlass control station with chain counter at pilothouse helm.**
- **SidePower hydraulic bow and stern thrusters proportional controls in the pilothouse.**
- **All electric bilge pumps have manual/auto rocker switches.**
- **Bilge pump system display panel with "ON" indicators with bilge pump and high water sensors audible alarms.**
- **(5) Exalto windsheild wiper controls in pilothouse.**
- **Exalto windshield washdown control in the pilothouse.**
- **Dometic watermaker digital control panel in the pilothouse.**
- **Carlisle & Finch search light switch with remote control in the pilothouse.**
- **Buell dual trumpet marine horn switch in the pilothouse.**
- **(8) Headhunter analog fuel tank level gauges and (2) visual fuel gauges on each day tank.**
- **(2) Dometic analog level gauges for fresh water tanks in pilothouse and (2) visual water gauges on fresh water tanks in cofferdam.**
- **Dometic analog gray water tank level gauge.**
- **Dometic analog black water tank level gauge.**
- **Fireboy FR-8000 central smoke alarm system with two monitors.**
- **Fireboy Engine room fire alarm.**

FIRE ALARM AND SAFETY SYSTEM

- **(2) Fireboy FR-8000 monitors safety alarm located in pilothouse.**
- **Fireboy CMD-4MR combination carbon monoxide (CO) sensor in each room on lower deck.**
- **Fireboy Xintex automatic deployment fire extinguishers in the engine room and lazarette.**
- **Remote control pull handle for manual deployment of Fireboy system in engine room and lazarette from cockpit.**
- **Fireboy system includes automatic shut off for engines, generators and air intake fans.**

BILGE PUMP SYSTEM

- **(12) *Johnson* 4,000 gallon/hour bilge pumps.**
- **Each bilge has an *Ultra SR* automatic high water alarm bilge pump switch installed.**
- ***Forespar* marelon vented loops, MF 839-13/4", on bilge pump discharge hoses.**
- **Bilge pump system display panel with "ON" indicators with bilge pump and high water sensors audible alarms.**
- ***Desmi* S80-70-275N/D02 electric self-priming centrifugal emergency bilge/fire pump. "S" motor 110V, M1-4 4,8kW.**

FUEL SYSTEM

- **(6) Main fuel tanks. Total capacity 6,270 gallons/23,720 liters.**
- **(2) "Day Tank" fuel tanks. Total capacity 770 gallons/2,900 liters.**
- **(2) 1" ventilation pipes of each tank.**
- ***HeadHunter* MO-3006 fuel level sentry six tanks monitor with analog sensor in each fuel tank. Visual fuel gauges on each tank.**
- ***HeadHunter* MO-2000 fuel level sentry monitor with analog sensor in each day tank. Visual fuel gauges on each day tank.**
- **3" stainless steel fuel intake manifold with 1" steel piping.**
- **3" stainless steel fuel outflow manifold with 1" steel piping.**
- ***Reverso* aluminum fuel feed manifold with 1/2" valves and fuel hoses to each engine and generator.**
- ***Desmi* GP33EM 480 gallons/hour auxiliary fuel transfer pump.**
- **Central fueling station with steel pipe connections and lines to all six main tanks.**
- **Day tanks provide fuel feed for all engines and generators.**
- ***Cummins* engines equipped with *Racor* 75/1000 dual filter/separators using 30 micron filter elements and including vacuum pressure gauges.**
- ***Onan* generators equipped with *Racor* 1000 fuel filter/separators using 30 micron filter elements and including vacuum pressure gauges.**

FRESH WATER SYSTEM

- **(2) built-in total capacity 1,160 gallons / 4,400 liters fresh water tanks . Steel construction with baffles and inspection plate, coated with FDA approved enamel.**
- **Water tanks are equipped ventilation pipes.**
- **Each fresh water tank includes inspection hatch, sight gauge, shut-off valves, and 1-1/2 " stainless steel water intake.**
- **(2) *HeadHunter* fresh water pumps: (1) Mach 5 - fresh water pumps**

- **110V and (1) XR-124 24V. 45 PSI, 16 gallons/60 liters per minute. 26 gallons/100 liters *Headhunter* PT-102 accumulator pressure tank**
- **Cold water manifold with valves located in the cofferdam.**
- **Hot water manifold with valves located in the cofferdam.**
- **PPR color coded piping for fresh water lines.**
- **(2) *Torrid* 40 gallon marine water heaters located in the cofferdam.**
- ***Spot Zero* fresh water purifier model 3000 SZ3000ZWM located in engine room.**
- ***Sea Xchnge* 30V SX2200Z 2200 gallon/9,000 liters a day watermaker located in engine room.**

BLACK AND GRAY WATER SYSTEMS

- ***SeaLand* DTM12 fresh water tank level monitor. Monitors the level in the fresh water, gray water and black water tanks. Located in the pilothouse.**
- **500 gallons/1,900 liters integrated gray water tank with enamel coated interior to seal the steel tank and includes a level indicator.
(2) *Headhunter Vortex* overboard macerator pumps: 3/4 HP PUMP (110V) and 3/4HP PUMP (24V), shore pump out.**
- **500 gallons/1,900 liters integrated black water tank with enamel coated interior to seal the steel tank and includes a level indicator.
(2) *Headhunter Vortex* overboard macerator pumps: 3/4 HP pump (110V) and 3/4HP pump (24V) for shore pump out.**
- **(2) ventilation pipes of each tank, one on each side of the boat.**
- **PVC piping (D40mm) for black and gray water plumbing lines.**

SEA WATER SYSTEM

- **Engines and generators are sea water water cooled with stainless steel sea cocks and *Groco* strainers.**
- **(2) built-in sea chests connected by *Trident* 100-250-2000 hose with two way valves.**
- **Sea water intake with (2) *Groco* 2½" strainers for engines.**
- **(2) *Groco* 1¼" sea water intakes for generators.**
- **(1) *Groco* 1½" for air conditioner.**
- **(1) *Groco* ¾" for watermaker.**
- **All through hull fittings and sea cocks are stainless steel.**

AIR CONDITIONING, VENTILATION SYSTEMS

- ***Cruisair* entral chilled water system - total capacity 195,000 BTU with reverse cycle heating. Auxiliary electric heaters MCGV180SRC-2STG-240/1/60, two stage base, two stage PVCSW manifold, two stage copper CW manifold. Seawater pump is an ASY P700 240/1 3.75". Chilled water pump is an ASY P711 240-1P 1.5 HP.**

- ***Cruisair* air conditioning units:**
- **Main Deck, Pilot House - 24,000 BTU AU24HVZ-3.0KW 8"MR 110V.**
- **Main Deck, Galley - 18,000 BTU AU18HVZ-FC-1.5KW7"MR 110V.**
- **Main Deck, Salon - 24,000 BTU AU24HVZ-3.0KW 8"MR 110V.**
- **Main Deck, Cockpit - 18,000 BTU AT18HVZ-MU-FC-1.5KW7"MR 110V, SS.**
- **Lower Deck, Crew common room - 12,000 BTU AU12HVZ-FC-1.5KW6"MR 110V.**
- **Lower deck, Crew quarters(1) - 9,000 BTU AU9HVZ-FC-1KW6"MR 110V.**
- **Lower Deck, Crew quarters(2) - 9,000 BTU AU9HVZ-FC-1KW6"MR 110V.**
- **Lower Deck, Master Staterooms - 24,000 BTU AU24HVZ-3.0KW 8"MR 110V.**
- **Lower Deck, Guest Staterooms (Starboard) - 12,000 BTU AU12HVZ-FC-1.5KW6"MR 110V.**
- **Lower deck, Guest Staterooms (Port) - 12,000 BTU AU12HVZ-FC-1.5KW6"MR 110V.**
- **Lower Deck, Engine Room - 24,000 BTU AU24HVZ-3.0KW 8"MR 110V.**
- **Lower Deck, Lazarette - 9,000 BTU AU9HVZ-FC-1KW6"MR 110V.**
- **(2) independent ventilation systems - one on Starboard side and the other on the Port side using (2)*Dometic* centrifugal fans F1-C4-H, 4" inlet and outlet. 4.7 inch., 2.9" wheel, 1/3 HP, 450 RPM, 110V.**
- **Engine room and lazarette both feature intake and outflow blowers. F1-120-0845H-50 fan, axial, 12 inch ID with aluminum housing (powder coated Matterhorn white). Motor frame, 0.75 HP, 110V, 2,875 RPM Motor with 8×45 degree PPG composite blades for 2,910 CFM free air. (2) D-ALE-24 Dampers, aluminum blades and frames (powder coated gloss white, 14 inch (width) x 14 inch (height) x 4 inch (depth). 24 VDC actuator.**

HYDRAULIC SYSTEM

- ***SidePower* integrated hydraulic system. Includes all necessary blocks, hoses and components to operate bow and stern thrusters, plus two windlasses.**
- **The integrated hydraulic system is driven by live PTOs on the main engines and two clutch PTOs on the generators.**
- ***SidePower* SMERR-130-CC4 hydraulic pumps (130CCM, SAE-CC, right (clockwise) rotation mounted on engines. *SidePower* SMJRL-045-B2 hydraulic pumps (45CCM, SAE-B, left (counter clockwise) rotation mounted on generators.**
- **All hydraulic hose and fitting connections are secured with using high-pressure flexible hoses.**

INSULATION

- Engine room insulated with 4" composite insulation per *Bering Yachts* drawings.
- Aluminum perforated panels installed on the ceiling and walls in the engine room and lazarette.
- Engines exhaust pipes wrapped and finished with carbon fiber covers.
- Sound insulation barrier installed between the engine room and living quarters.
- All bulkheads, ceilings and hull sides have acoustic and thermal insulation.
- All insulation materials are fire resistant.

ENGINE ROOM

- Lazarette access via watertight door.
- Engine room access via staircase from salon and main deck.
- Engine room insulated with 4" composite insulation per Bering Yachts drawings.
- Aluminum perforated panels for the ceiling and walls.
- Soundproof fiberglass flooring with anti-slip surface.
- Engines exhaust pipes wrapped and finished with carbon fiber covers.
- (2) *Cummins* QSM11 300hp @ 1800 rpm continuous duty rated, raw water, heat exchanger cooled with wet exhaust. 24V electrical. Combined total power of 600 HP. *Glendinning* EEC4 electronic engine controls pilot house. Dual 7" color engine displays in pilot house.
- (2) *Centek* vertical combo-sep mufflers with *De Angelo* exhaust mixers. Exhaust outlets on port and starboard sides of the hull.
- Main engines installed on soft engine mounts model 1600-3 with weight adjusters.
- *Reverso* GP-3014-24 (4 valves 24V) oil change system for engines and generators.
- *Cummins* engines equipped with *Racor* 75/1000 dual filter/separators using 30 micron filter elements and including vacuum pressure gauges.
- *Desmi* GP33EM 480 gallons/hour auxiliary fuel transfer pump.
- (2) "Day Tank" fuel tanks. Total capacity 770 gallons/2,900.
- (2) visual fuel gauges on "day tanks".
- (6) visual fuel gauges on main tanks.
- 3" stainless steel fuel intake manifold with 1" steel piping.
- 3" stainless steel fuel outflow manifold with 1" steel piping.
- *Reverso* aluminum fuel feed manifold with 1/2" valves and fuel hoses to each engine and generator.
- (2) *ZF* W325 marine transmissions with 3.95:1 reduction gear - clockwise rotation (right handed). Includes live PTO and load sense pump (130CCM, SAE-CC).
- (2) *Seatorque* ST-300 shafts.

- (2) *Onan* 27,5 QD model MDKBT 27,5 kW 120V/240V 60Hz four cylinder generators enclosed in soundshields installed in engine room. Wet exhaust muffler with exhaust separator.
- *Orion* 24/12-25A DC-DC converter.
- (3) *Victron MultiPlus* 5kW (24/5000/120-100 110V VE.Bus) inverter/chargers.
- *Victron Phoenix* Charger 12/30.
- *Victron Skylla-i* 24/100 charger (110VAC/45-65Hz).
- (16) *Vision* 4D 240 AMP, deep cycle, 12 VDC. Total capacity is 3,840 AMP.
- (1) 4-D 240AH *Vision* batteries for nav/com electronics.
- *Spot Zero* fresh water purifier model 3000 SZ3000ZWM.
- *Sea Xchange* 30V SX2200Z 2200 gallon/9,000 liters a day watermaker.
- (2) built-in sea chests connected by *Trident* 100-250-2000 hose with two way valves.
- Sea water intake with (2) *Groco* 2½" strainers for engines.
- (2) *Groco* 1¼" sea water intakes for generator.
- (1) *Groco* 1½" for air conditioner,
- (1) *Groco* ¾" for watermaker.
- *Cruisair* entral chilled water system - total capacity 195,000 BTU with reverse cycle heating. Auxiliary electric heaters MCGV180SRC-2STG-240/1/60, two stage base, two stage PVC SW manifold, two stage copper CW manifold. Seawater pump is an ASY P700 240/1 3.75". Chilled water pump is an ASY P711 240-1P 1.5 HP.
- *Cruisair* air conditioning unit 24,000 BTU - AU24HVZ-3.0KW 8"MR 110V.
- Intake and outflow blowers. F1-120-0845H-50 fan, axial, 12 inch ID with aluminum housing (powder coated Matterhorn white). Motor frame, 0.75 HP, 110V, 2,875 RPM motor with 8x45 degree PPG composite blades for 2,910 CFM free air. (2) D-ALE-24 Dampers, aluminum blades and frames (powder coated gloss white), 14 inch (width) x 14 inch (height) x 4 inch (depth). 24 VDC actuator.
- *SidePower* hydraulic unit.
- (2) *SidePower* SMERR-130-CC4 hydraulic pumps (130CCM, SAE-CC, right (clockwise rotation)) mounted on engines. (2) *SidePower* SMJRL-045-CC4 hydraulic pumps (45CCM, SAE-CC, left (counter clockwise rotation)) mounted on generators.
- *Johnson* bilge pumps - 4,000 gal/hour.
- (4) *Ultra SR* automatic bilge pumps switches with built-in isolated high water alarm switch (at 3").
- Work bench with sink.
- Storage shelves.
- Storage cabinets.
- 110V AC fluorescent and 24V DC LED lights.
- 110V covered GFCI duplex electrical outlet.

- **Fireboy AP65-PESD-02-TB-R** smoke alarm sensor.
- **Fireboy CMD-4MR** CO alarm .
- **Fireboy Xintex** automatic deployment fire extinguishers.

LAZARETTE

- **Freeman series 2400** flush deck aluminum hatch (30" x 30") access from cockpit to lazarette with flat top and yoke hinge.
- Lazarette insulated with 4" composite insulation per Bering Yachts drawings.
- Aluminum perforated panels installed on the ceiling and walls.
- **Kobelt** hydraulic power steering system - model 7085.
- 1.5 kNm steering gear torque.
- 740 psi operating pressure.
- Number of wheel turns power: 4.5 - 4.6.
- Number of wheel turns manual: 28-84.
- Hydraulic power unit motor pump.
- Aluminum hydraulic oil reservoir and stainless steel manifold with valves.
- 3.5" cylinder 10" stroke and 3.5" servo cylinder with 10" stroke.
- Emergency tiller in the lazarette.
- (2) **Kobelt** rudder position sensors.
- **SidePower** MTR-550Kg (1,210 Lb.) hydraulic stern thrusters.
- (2) **Cablemaster** CM-7 50 Amp 24VDC shore cord managers.
- (2) 50 Amp 110V/240V 30 meter shore power cords in **Cablemasters**.
- (2) 50 Amp shore power breaker boxes.
- (2) marine Isolation transformers 16 KVA/240V/60Hz.
- (2) **Johnson** bilge pumps - 4,000 gal/hour.
- (2) **Ultra SR** automatic bilge pumps switches with built-in isolated high water alarm switch (at 3").
- LED lights 110V AC and 24V DC
- **Fireboy AP65-PESD-02-TB-R** smoke alarm sensor.
- **Fireboy CMD-4MR** CO alarm .
- **Fireboy Xintex** automatic deployment fire extinguishers.

COFFERDAM

- Hatch access with stairs from the crew common room on the lower deck.
- Cofferdam 16 m2 is divided bulkhead with watertight door into two premises: first is 8 m2 under crew common room and second is 8 m2 under master staterooms. Height of the premises there is 1.8 m.
- Access to all tank inspection hatches.
- UV in-line water filter. 40 liters/minute, 110 V.
- (2) **HeadHunter** fresh water pumps: (1) Mach 5 - fresh water pumps

110V and (1) XR-124 24V. 45 PSI, 60 liters per minute. 100 liters *Headhunter* PT-102 accumulator pressure tank.

- **Cold water manifold with valves.**
- **Hot water manifold with valves.**
- **(2) *Torrid* 40 gallon marine water heaters.**
- **(2) *Headhunter Vortex* overboard macerator pumps: 3/4 HP PUMP (110V) and 3/4HP PUMP (24V), shore pump out.**
- **LED lights 110V AC and 24V DC.**
- ***Fireboy* AP65-PESD-02-TB-R smoke alarm sensor.**
- ***Fireboy* CMD-4MR CO alarm.**
- **(2) Fire extinguishers.**

FULL SPECIFICATIONS 2 OUTFITTING

- **a. Flybridge**
- **Teak decks.**
- **Access from the aft stairs that lead up to the boat deck.**
- **Scupper drains for rapid evacuation of water overboard.**
- **Fiberglass molded-in settees with storage beneath.**
- **Teak dining table in front of settee.**
- **Fiberglass counter top with built-in sink and faucet.**
- **Fresh water wash down hose bib.**
- **Fiberglass rigin roof with arch for mast.**
- **Stainless steel framed venturi windshield with dark Acrylic panels.**
- **Stylized fiberglass mast to support and mount navigation antennas, radar arrays, communication domes and lights.**
- **(2) *Carlisle & Finch* 12-inch chrome searchlights. 110 VAC lamp with joystick (remote control) operation from the pilot house.**
- **Forward and aft facing LED deck flood lights.**
- **(4) *Aqua Signal* 1,000W, halogen flood lights mounted aft, forward, port and starboard.**
- **LED courtesy lighting along walk way.**
- ***Buell* dual trumpet air horn .**
- ***Hella* NaviLED navigation lights.**
- ***Hella* NaviLED Anchor lights.**
- ***Shakespeare* PA / deck horn / hailer / PA speaker on arch.**
- **44" high stainless steel safety rails.**
- **66" stainless steel flagpole.**
- ***Bering 77* name insignia signs mounted on both sides of the flybridge.**

- **b. Boat deck**
- **Teak decks.**
- **44" high stainless steel 2" safety rails.**

- **66" tall 1.5" diameter stainless steel ensign staff.**
 - **Electric barbeque grill.**
 - **Fiberglass counter top with built-in sink and faucet.**
 - **Fresh water hose bib for wash down.**
 - **Access to the boat deck from galley via stair and *Diamond Seaglaze* aluminium 575 series weathertight door.**
 - ***Steelhead* CT-2500 four function hydraulic yacht crane with 18' reach and 2,500 lbs. lifting capacity with remote control.**
 - **Dinghy and outboard - optional.**
 - **Custom fabricated fiberglass dinghy cradle with tie down securing straps - optional.**
 - **(2) *OceanMaster* LR 16 person SOLAS life rafts installed, one to port, one to starboard.**
 - **LED courtesy lights.**
-
- **c. Bow deck**
 - **Teak decks.**
 - **66" tall 1.5" diameter stainless steel ensign staff.**
 - **Fresh water hose bib for wash down.**
 - ***Freeman* series 2400 flush deck aluminum hatch (24" x 24") access to chain lockers with flat top and yoke hinge.**
 - **(2) *Maxwell* 4500 series hydraulic winches with on deck foot switches. Digital chain counters. Dual chain stoppers with tensioners. Stainless steel, grooved bow rollers.**
 - **(3) Heavy duty bollards.**
 - **Fiberglass molded-in settees with storage beneath.**
-
- **d. Main deck**
 - **Teak decks.**
 - **Stainless steel railing with varnished teak handrail.**
 - **Two stainless steel hawes pipes with horn cleats mounted amidship port and starboard.**
 - **Vents for all fuel and fresh water tanks are located inside the bulwark.**
 - **Central fueling station recessed into superstructure amidships on port side. This single fill location allows for convenient replenishment of all fuel tanks.**
 - **(2) deck fills for fresh water tank on port side.**
 - **Gray and black water pump-out station on port side.**
 - **Stairs on port side from main deck to the boat deck.**

- **e. Cockpit**
 - **Teak decks.**
 - **Stainless steel railing with varnished teak handrail.**
 - **Fiberglass molded-in settees with storage beneath with matching varnished teak table.**
 - ***Cruisair* air conditioning unit with overhead louvers over the settes - 18,000 BTU AT18HVZ-MU-FC-1.5KW7"MR 110V, SS.**
 - **Transom gates port and starboard at aft end of cockpit.**
 - **(2) *Glendinning* cablemaster shore power cord retrieving systems (Cablemaster Cm-7 50 amp with 100'/30 meters of cable each).**
 - **LED courtesy lights.**
 - **LED overhead lights.**
 - **(7) *Hella* recessed LED flood lights.**
 - **(6) stainless steel fishing rod holders at the transom.**
-
- **f. Swim platform**
 - **Teak decks.**
 - **Access from swim platform to cockpit via stairs to port and starboard.**
 - **(5) 2" diameter, 3' tall, 316 stainless steel removable U-shape rails with self draining stainless steel bases.**
 - **Fresh water faucets.**
 - **(2) Scandvik hot and cold fresh water shower boxes.**
 - **(4) 12" stainless steel fold-down cleats.**

INTERIOR

- **a. Pilot house**
- **Owner's choice of solid stock 1/2" thick wood flooring.**
- **All interior bulkheads and doors are wood veneer with matte varnish finish.**
- **(2) *Diamond Seaglaze* aluminum 575 series weathertight doors - port and starboard. Insides of doors are covered with varnished wood veneer.**
- **Forward windows (5 front and two side) are 19 mm tempered glass with built-in electric heating wires for defrosting**
- **Side windows are tinted glass with pleated window blinds.**
- **Overhead panels are black microfiber cloth material.**
- **All overhead lights are dimmable LED.**
- **Array of red LED lights above the dash console.**
- **Amber lights above the chart table.**
- **Red LED courtesy lights.**
- **All pilot house cabinetry and furniture is varnished wood veneer with**

solid teak corners.

- **The dash console and window frames are finished with varnished dark veneer wood.**
- **30" diameter stainless steel destroyer steering wheel with wooden spoke inserts.**
- ***LleBroc LX II* helm chair with black leather and folding foot rest.**
- **Leather upholstered helm bench settee with varnished teak table.**
- **Chart table built in to forward port side of dash console.**
- **Dash console and forward overhead console comprises efficient layout of all the vessel electronics and machinery controls.**
- ***Vimar* electrical outlets with USB connections.**
- ***Cruisair* 24,000 BTU air conditioning unit - AU24HVZ-3.0KW 8"MR 110V.**
- **Adjustable wood overhead louvers for air conditioning and ventilation.**
- ***Fireboy* AP65-PESD-02-TB-R smoke alarm sensor.**
- **Fire extinguisher.**

- **b.Head in pilot house**
- **Ceramic tile floors.**
- **All interior bulkheads and doors are wood veneer with matte varnish finish.**
- **Tinted windows with pleated window blinds.**
- **Microfiber ceiling white color.**
- **All overhead lights are LED.**
- **LED courtesy lights.**
- **All cabinetry and furniture is varnished wood veneer with solid wood corners.**
- **Vanity with *Corian* countertop.**
- **Ceramic sink with stainless steel premium faucet (TBD).**
- **Mirrors above the vanity.**
- ***SeaLand (Dometic) MasterFlush 8640* electrical fresh water toilet with bidet.**
- ***Vimar* multiple duplex electrical outlets GFCI.**
- **Exhaust blower on timer for ventilation.**
- ***Fireboy* AP65-PESD-02-TB-R smoke alarm sensor.**

- **c. Main Salon**
- **Owner's choice of solid stock 1/2" thick wood flooring.**
- **Wall to wall carpeting.**
- **All interior bulkheads and doors are wood veneer with matte varnish finish.**
- ***Diamond Seaglaze* weathertight door to cockpit. Inside covered with**

varnished wood veneer.

- **Teak hinged door access to the staircase leading to the engine room.**
- **Stair to galley and pilot house.**
- **Tinted windows with pleated window blinds.**
- **Overhead panels are white microfiber cloth material.**
- **Two distinct areas of dimmable LED overhead lights.**
- **LED wall lights.**
- **LED courtesy lights.**
- **Built-in wood cabinetry for media center featuring a wood with frame for 50" flat screen LCD television (TBD).**
- **L-shaped settee built-in on port side.**
- **All cabinetry and furniture is varnished wood veneer with solid wood corners.**
- **Teak coffee table with stone insertion.**
- **Two armchairs on aft side.**
- **Varnished teak dining table with six teak chairs on starboard side.**
- **L-shaped table with cultured granite counter top. Cupboards with doors and shelves are wood veneer with matte varnish finish. Stainless steel sink with premium stainless steel faucet.**
- **Vimar electrical outlets with USB connections.**
- **Cruisair 24,000 BTU air conditioning unit AU24HVZ-3.0KW 8"MR 110V.**
- **Cruisair 18,000 BTU air conditioning unit for galley - AU18HVZ-FC-1.5KW7"MR 110V.**
- **Adjustable wood overhead louvers for air conditioning.**
- **Fireboy AP65-PESD-02-TB-R smoke alarm sensor.**
- **Fire extinguisher.**

d. Galley

- **Owner's choice of solid stock 1/2" thick wood flooring.**
- **All interior bulkheads and doors are wood veneer with matte varnish finish.**
- **Diamond Seaglaze weathertight door to boat deck via stair.**
- **Tinted windows with pleated window blinds.**
- **Overhead panels are white microfiber cloth material.**
- **All overhead lights are dimmable LED.**
- **LED courtesy lights.**
- **LED kickboard lights below the sink and oven.**
- **Galley with cultured granite counter top.**
- **Cupboards with doors and shelves are wood veneer with matte varnish finish.**
- **Abundant storage lockers and drawers for storing dishes and galley ware.**

- Professional electric 4 burner glass top cooktop with overhead air vent (TBD).
 - Large stainless steel basin sink with garbage disposal (TBD), premium pull out retractable stainless steel rinsing faucet (TBD).
 - Dishwasher (TBD).
 - Oven (TBD).
 - Trash compactor (TBD).
 - Microwave oven (TBD).
 - Double drawer refrigerator (TBD).
 - Ice maker (TBD).
 - Side-by-side refrigerator with freezer (TBD).
 - *Vimar* multiple duplex electrical outlets.
 - Adjustable wood overhead louvers for air conditioning.
 - *Fireboy* AP65-PESD-02-TB-R smoke alarm sensor.
 - Fire extinguisher.
-
- e. Master stateroom
 - Owner's choice of solid stock 1/2" thick wood flooring.
 - All interior bulkheads and doors are wood veneer with matte varnish finish.
 - Watertight door to the companionway on the lower deck.
 - Tinted windows with pleated window blinds.
 - Overhead panels are white microfiber cloth material.
 - All overhead lights are dimmable LED.
 - LED courtesy lights.
 - LED wall lights.
 - All cabinetry and furniture is varnished wood veneer with solid wood corners.
 - King-size bed.
 - Storage drawers under bed.
 - (4) Large wardrobes.
 - Night stands with drawers.
 - Mirror.
 - *Vimar* electrical outlets with USB connections.
 - *Cruisair* 24,000 BTU air conditioning unit - AU24HVZ-3.0KW 8"MR 110V.
 - Adjustable teak overhead louvers for air conditioning and ventilation.
 - *Fireboy* AP65-PESD-02-TB-R smoke alarm sensor.
 - *Fireboy* CMD-4MR CO alarm .
 - Fire extinguisher
-
- f. Study / dressing room

- **Owner's choice of solid stock 1/2" thick wood flooring.**
 - **All interior bulkheads and doors are wood veneer with matte varnish finish.**
 - **Tinted windows with pleated window blinds.**
 - **Overhead panels are white microfiber cloth material.**
 - **All overhead lights are dimmable LED.**
 - **LED courtesy lights.**
 - **All cabinetry and furniture is varnished wood veneer with solid wood corners.**
 - **Cabinets with shelves and a work desk or dressing room equipment.**
-
- **j. Master head**
 - **Ceramic tile floors.**
 - **Ceramic tile walls.**
 - **Tinted windows with pleated window blinds.**
 - **Fiberglass ceiling.**
 - **All overhead lights are LED.**
 - **LED courtesy lights.**
 - **All cabinetry and furniture is varnished wood veneer with solid wood corners.**
 - **Vanity with *Corian* countertop.**
 - **Ceramic sink with stainless steel premium faucet (TBD).**
 - **Mirrors above the vanity.**
 - **Shower cabin with glass door.**
 - **Premium stainless steel shower.**
 - **Drawer for shampoo, towel, etc.**
 - ***SeaLand (Dometic) MasterFlush 8689* electrical fresh water toilet with bidet.**
 - ***Vimar* multiple duplex electrical outlets GFCI.**
 - ***Fireboy* AP65-PESD-02-TB-R smoke alarm sensor.**
-
- **k. Two (2) symmetrical guest staterooms (starboard and port sides)**
 - **Owner's choice of solid stock 1/2" thick wood flooring.**
 - **All interior bulkheads and doors are wood veneer with matte varnish finish.**
 - **Door to the companionway on the lower deck.**
 - **Tinted windows with pleated window blinds.**
 - **Overhead panels are white microfiber cloth material.**
 - **All overhead lights are dimmable LED.**
 - **LED courtesy lights.**
 - **LED wall lights.**

- **All cabinetry and furniture is varnished wood veneer with solid wood corners.**
 - **King-size bed.**
 - **Storage drawers under bed.**
 - **Large wardrobe.**
 - **Night stands with drawers.**
 - **Mirror.**
 - **Vimar electrical outlets with USB connections.**
 - **Cruisair 12,000 BTU air conditioning unit - AU12HVZ-FC-1.5KW6"MR 110V.**
 - **Adjustable wood overhead louvers for air conditioning.**
 - **Fireboy AP65-PESD-02-TB-R smoke alarm sensor.**
 - **Fireboy CMD-4MR CO alarm.**
 - **Fire extinguisher.**
-
- **l. Two (2) symmetrical guest head (starboard and port sides)**
 - **Ceramic tile floors.**
 - **Ceramic tile walls.**
 - **Tinted windows with pleated window blinds**
 - **Fiberglass ceiling.**
 - **Sliding doors from the guest staterooms.**
 - **All overhead lights are LED.**
 - **LED courtesy lights.**
 - **All cabinetry and furniture is varnished wood veneer with solid wood corners.**
 - **Vanity with *Corian* countertop.**
 - **Ceramic sink with stainless steel premium faucet (TBD).**
 - **Mirrors above the vanity.**
 - **Shower cabin with glass door.**
 - **Premium stainless steel shower.**
 - **Drawer for shampoo, towel, etc.**
 - **SeaLand (Dometic) MasterFlush 8689 electrical fresh water toilet with bidet.**
 - **Vimar multiple duplex electrical outlets GFCI.**
 - **Exhaust ventilation.**
 - **Fireboy AP65-PESD-02-TB-R smoke alarm sensor.**
-
- **m. Companionway lower deck**
 - **Owner's choice of solid stock 1/2" thick wood flooring.**
 - **All interior bulkheads and doors are wood veneer with matte varnish finish.**

- **Overhead panels are white microfiber cloth material.**
 - **All overhead lights are LED.**
 - **LED courtesy lights.**
 - ***Fireboy* AP65-PESD-02-TB-R smoke alarm sensor.**
 - ***Fireboy* CMD-4MR CO alarm.**
-
- **n. Crew common room**
 - **Owner's choice of solid stock 1/2" thick wood flooring.**
 - **All interior bulkheads and doors are wood veneer with matte varnish finish.**
 - **L-shaped settee built-in with table on port side.**
 - **All cabinetry and furniture is varnished wood veneer with solid wood corners.**
 - **Mini kitchenette cooking station with microwave oven (TBD), two burner electric stove top and including storage cabinets below.**
 - **Clothes washer (TBD).**
 - **Clothes dryer (TBD).**
 - **Tinted windows with pleated window blinds.**
 - **Overhead panels are white microfiber cloth material.**
 - **All overhead lights are dimmable LED.**
 - **LED courtesy lights.**
 - ***Vimar* electrical outlets with USB connections.**
 - ***Cruisair* 12,000 BTU air conditioning unit - AU12HVZ-FC-1.5KW6"MR 110V.**
 - **Adjustable wood overhead louvers for air conditioning.**
 - **Hatch access with stairs from the crew common room on the lower deck.**
 - ***Fireboy* AP65-PESD-02-TB-R smoke alarm sensor.**
 - ***Fireboy* CMD-4MR CO alarm .**
 - **Fire extinguisher.**
-
- **o. Crew head**
 - **Floor, walls and ceiling are fiberglass white color.**
 - **Two overhead lights are LED.**
 - **Vanity with Corian countertop.**
 - **Ceramic sink with faucet.**
 - **Mirrors above the vanity.**
 - **Stainless steel shower.**
 - **Drawer for shampoo, towels, etc.**
 - ***SeaLand (Dometic) MasterFlush 8649* electrical fresh water toilet with bidet.**

- ***Vimar* multiple duplex electrical outlets GFCI.**
- ***Dometic* exhaust ventilation.**

- **p. Two (2) symmetrical crew quarters forward**
- **Owner's choice of solid stock 1/2" thick wood flooring.**
- **All interior bulkheads and doors are wood veneer with matte varnish finish.**
- **Overhead panels are white microfiber cloth material.**
- **All overhead lights are dimmable LED.**
- **LED courtesy lights.**
- **Two reading lights.**
- **All cabinetry and furniture is varnished wood veneer with solid wood corners.**
- **Two single beds. One is pullman.**
- **Storage drawers under down bed.**
- **Large wardrobe.**
- **Mirror.**
- ***Vimar* electrical outlets with USB connections.**
- ***Cruisair* 9,000 BTU air conditioning unit -Cruisair AU9HVZ-FC-1KW6"MR 110V.**
- **Adjustable wood overhead louvers for air conditioning.**
- ***Fireboy* AP65-PESD-02-TB-R smoke alarm sensor.**
- ***Fireboy* CMD-4MR CO alarm .**
- **Fire extinguisher.**

MISCELLANEOUS

- **As-built Owner's manual in English. Includes descriptions and systems drawings.**
- **Set of Warranty Certificates.**
- **Set of manuals and certificates relating to materials and equipment.**
- **Tool box.**
- **Spare parts for equipment, supplied by manufacturers.**

ELECTRONICS AND NAVIGATION EQUIPMENT (TBD).

Основная информация

Тип судна: Траулер	Подкатегория: Водоизмещение
Модельный год: 2017	Год постройки: 2017
Страна: Turkey	Открытая палуба мостика: Да
Кубрик: Да	

Размеры

Длина общая: 77' 2" (23.50m)	Длина по ватерлинии: 72' 3" (22.00m)
Длина палубы: 74' 6" (22.70m)	Ширина: 24' 0" (7.30m)
Трапы: 36' 2" (11.00m)	

Скорость, вместимость и масса

Крейс. скорость: 8 Kts. (9 MPH)	Макс. скорость: 11 Kts. (13 MPH)
Водоизмещение: 363762.7323 Pounds	Вместимость воды: 1162.3570288 Gallons
Объем топливного бака: 7000.559378 Gallons	

Размещение

Всего кают: 4	Всего коек: 4
Спальные места: 8	Каюты экипажа: 2
Койки экипажа: 2	Спальных мест экипажа: 2

Корпус и палуба

Материал корпуса: Steel






Информация о двигателе






Двигатели: 2









Производитель: Cummins



Модель: QSM - 11

ФОТОГРАФИИ









КОНТАКТЫ

Андрей Шестаков (Andrey Shestakov) – ведущий яхтенный брокер отдела продаж яхт и судов компании Shestakov Yacht Sales Inc. Официальный представитель Shestakov Yacht Sales Inc. для русскоговорящих клиентов в центральном офисе компании в Майами/Форт Лодердейл/Флорида/США.

Контактная информация

Email: **andrey@shestakovyachtsales.com**

Web: shestakovyachtsales.com

Телефоны

Краснодарский край: **+7(918)465-66-44**

США, Майами, Флорида: **+1(954)274-4435**

Время работы

Понедельник – Суббота: **9:00 - 21:00** EDT

Воскресенье: **Закрыто**

Адрес



Harbour Towne Marina, 850 NE 3rd St, STE 213, Dania, FL 33004