

## **BERING 80 — BERING YACHTS**



**Builder:** BERING YACHTS

**Year Built:** 2017

**Model:** Trawler

**Price:** PRICE ON APPLICATION

**Location:** Turkey

**LOA:** 82' 0" (25.00m)

**Beam:** 25' 10" (7.86m)

**Max Draft:** 7' 9" (2.35m)

**Cruise Speed:** 9 Kts. (10 MPH)

**Max Speed:** 12 Kts. (14 MPH)

Our experienced yacht broker, Andrey Shestakov, will help you choose and buy a yacht that best suits your needs **Bering 80 — BERING YACHTS** from **our catalogue**. Presently, at **Shestakov Yacht Sales Inc.**, we have a wide variety of yachts available on **our sale's list**. We also work in close contact with all the big **yacht manufacturers** from all over the world.

If you would like to buy a yacht **Bering 80 — BERING YACHTS** or would like help answering any questions concerning purchasing, selling or chartering a yacht, please call **+1(954)274-4435**

---

# TABLE OF CONTENTS

---

TABLE OF CONTENTS	2
SPECIFICATIONS	3
Overview	3
Basic Information	28
Dimensions	28
Speed, Capacities and Weight	29
Accommodations	29
Hull and Deck Information	29
Engine Information	29
PHOTOS	30
CONTACTS	34
Contact details	34
Telephones	34
Office hours	34
Address	34

---

# SPECIFICATIONS

---

## Overview

---

The Bering 80 Expedition features a very bold profile. Her towering bow with its tremendous reserve buoyancy allows her to ride up and over large open-ocean swells. The pilothouse and Portuguese bridge provide that classic passage maker look in addition to being very functional. The Bering 80 is every bit as capable as she looks and with her enormous fuel capacity she can travel well over 6,000 nautical miles with full tanks. The Bering 80 displaces over 485,000 pounds at full load.

The interior of the Bering 80 is nothing short of massive. Her 25'8" beam provides spacious living quarters above and below deck and is complemented with port and starboard side decks which make for safer and more convenient handling of docking and mooring lines.

The saloon can be laid out with a large corner settee aft with facing freestanding furniture seating. A separate dinette forward is perfect for serving larger meals and allows groups to spread out while in the saloon area.

The forward galley is on the same level as the saloon which makes things easier. You can have an open pass-through to the galley or keep the two areas separate if you choose. The nearly beam-width galley offers all the amenities the cook could ask for. Warming drawers, multiple refrigeration units, professional cooking appliances and more can all be chosen by the owner to create the ideal kitchen environment. Likewise, various choices of wood or tile flooring as well as granite or synthetic countertop surfaces allow you to match your galley with your chosen interior styling preferences.

The master stateroom has been located forward on the same level as the saloon and galley which avoids the need to climb stairs. In addition to being far more convenient, this main deck master layout maximizes the owner's privacy from the lower staterooms. There's plenty of room for a queen or king sized bed with drawer storage underneath. The forward head makes excellent use of space up near the bow.

The lower staterooms are accessed via stairs from the main deck. The Bering 80 provides tremendous space down below for a variety of layout options. If you are looking to maximize accommodations, you can choose to have up to six individual staterooms down below. Larger and roomier, but less numerous cabins can also be specified with en suite heads and showers. You can choose to place several crew cabins forward with a small lounge area and kitchenette if you desire.

Up above, the large pilothouse not only provides ample space for a steering station and all the typical displays and controls but also features a spacious office/library. This space could also be configured if requested, as an exercise studio or dedicated captain's quarters.

The aft flybridge deck is clean and uncluttered, perfect for storing multiple tenders, installing a hot tub, building in a grill and bar.

Above the pilothouse is an open air sundeck. The sun worshipers among you will no doubt be spending many hours soaking in the rays up there. The view from aloft is outstanding.

## FULL SPECIFICATIONS

### HULL

- **The hull and superstructure are built using A-36 marine grade steel. Bottom plates and integrated tanks sides - 10mm. Hull sides - 8 mm. Superstructure - 5 mm.**
- **The hull is divided by five watertight bulkheads creating six compartments.**
- **Flybridge arch, mast and furniture (on flybridge and on cockpit) are made of fiberglass.**
- **The hull below waterline is covered with three layers of black antifouling paint.**
- **Hull above the waterline, deck and superstructure painted with *Alexseal*.**
- **Yacht quality fairing above the waterline done with *Alexseal* paint finish.**
- **All watertight bulkheads are made of reinforced steel with sound and thermal insulation per *Bering Yachts* drawings.**
- **All the interior steel surfaces of the vessel are treated with epoxy primer after thorough surface preparation.**
- **Appropriate zinc plates installed for galvanic protection.**

### ENGINES

- **(2) *Cummins* QSM11 350 HP @ 1800 rpm continuous duty rated, raw water, heat exchanger cooled with wet exhaust. 24V electrical. Combined total power of 700 HP. *Glendinning* EEC4 electronic engine controls pilot house. Dual 7" color engine displays in pilot house.**
- **Main engines installed on soft engine mounts model 1600-3 with weight adjusters.**
- **(2) *ZF* W350-1 marine transmissions with 3.95:1 reduction gear - clockwise rotation (right handed). Includes live PTO and load sense pump (130CCM, SAE-CC).**
- **(2) *Seatorque* ST-300 shafts.**
- **(2) *ZF* 5-blade 52/52" NiBrAl propellers.**
- **(2) Sea water intake with Groco 2½" strainers for engines.**
- ***Reverso* GP-3014-24 (4 valves 24V) oil change system for engines.**

- **Reverso GP-3012-24 (2 valves 24V) oil change system for gear boxes.**
- **(2) Centek vertical combo-sep mufflers with De Angelo exhaust mixers. Exhaust outlets on port and starboard sides of the hull.**

## STEERING SYSTEM

- **(2) 14 square foot air foil steel rudders with 4" diameter steel rudder stock mounted on rudder shoe bearings. Rudder posts in lazarette above waterline and attach to bronze rudder arms.**
- **Kobelt hydraulic power steering system - model 7085.**
- **1.5 kNm steering gear torque.**
- **740 PSI operating pressure.**
- **Number of wheel turns power: 4.5 - 4.6.**
- **Number of wheel turns manual: 28-84.**
- **Hydraulic power unit motor pump.**
- **Aluminum hydraulic oil reservoir and stainless steel manifold with valves.**
- **3.5" cylinder 10" stroke and 3.5" servo cylinder 10" stroke.**
- **Emergency tiller in the lazarette.**
- **Zinc anodes on rudders to ensure galvanic corrosion protection.**

## MOORING SYSTEM

- **(2) 180Kg N-type Pool stainless steel anchors. Fitted using 316 stainless steel pockets - port and starboard.**
- **Divided chain locker with fresh water flush system, drains overboard.**
- **400 Feet of 16mm zinc coated anchor chain per side. Rated for high working loads.**
- **316 polished stainless steel bow protection plate.**
- **(2) Maxwell 4500 series hydraulic winches with on deck foot switches and remote controls at pilothouse. Digital chain counters with displays in pilothouse. Dual chain stoppers with tensioners. Stainless steel, grooved bow rollers.**
- **(2) Sidepower MTR-550Kg (1,210 Lb.) hydraulic thrusters - bow and stern.**
- **(3) heavy duty bollards installed on bow. (4) heavy duty bollards mounted on the aft deck. Two stainless steel hawse pipes with horn cleats mounted amidship port and starboard. All mooring components are polished stainless steel with chafe guards.**
- **(2) Muir V3500 (1,500W 24V) electric rope capstans mounted in cockpit.**

## ELECTRICAL SYSTEM

- **a. Main features**

- Entire AC and DC electrical system designed and installed in compliance with CE and ABYC electrical standards.
  - 60 Hz 120/240V AC power standard. (50 Hz 230/380V AC power system available as an option).
  - 24V DC power standard.
  - *Orion* 24/12-25A DC-DC converter.
  - Primary distribution 120V/240V AC and 24 V DC electrical panels, inverters, battery chargers, batteries and battery management panels are located in the engine room.
  - Secondary 24V DC panels are located in the pilot house.
  - All wires are labeled at each end.
  - All wire connections are properly insulated.
  - All electrical hardware is bonded to the hull.
  - Dedicated circuit breaker for each circuit.
- 
- **b. Power source**
  - **GENERATORS**
  - (2) *Onan* 40QD model MDDCA 40 kW 120V/240V 60Hz four cylinder generators enclosed in soundsheilds installed in engine room. Wet exhaust muffler with exhaust separator. Note: (2) *Onan* 40QD model MDDCF 40 kW 230V/380V 50Hz as an option.
  - (1) *Onan* 13.5QD MDKDN 13.5 kW 120V 60Hz four cylinder generator enclosed in soundsheild located in lazarette. Wet exhaust muffler with exhaust separator. Note: (1) *Onan* 13.5QD MDKDP 13.5 kW 230V 50Hz as an option.
  - (3) Sea water intake with *Groco* 1½" strainers for generators.
  - All three generators have digital display controls in pilothouse.
  - All three generators have automatic safety shutdowns with fault indicators.
  - (3) *Racor* 1000 fuel filters with 30 micron elements.
  - *Reverso* GP-3012-24 (4 valves 24V) oil change system for generators.
  - **SHORE POWER**
  - *Cablemaster* CM-8 100 Amp 24VDC and *Cablemaster* CM-7 50 Amp 24VDC shore cord managers.
  - (1) 100 Amp 120V/240V 30 meter and (1) 50 Amp 120V/240V 30 meter shore power cords in *Cablemasters*.
  - 50 Amp and 100 Amp shore power breaker boxes.
  - (2) marine isolation transformers: 16 KWA/240V/60Hz and 100KWA/440V/60Hz.
  - **BATTERIES**
  - (18) *Vision* 4D 240 Amp and (2) *Vision* 4D 120 Amp AGM batteries, deep cycle, 12 VDC. Total capacity is 4,560 Amp Hours.

- **All starter batteries charged by (2) engine (80 Amps each) and (3) generator driven alternators (40 Amps each).**
  - **Electrical system status controller Victron VE. Net Blue Power Panel 2 (BPP2) located in pilothouse.**
  - ***Victron* BMV-702 battery display located in pilothouse.**
  - ***Victron Phoenix* charger 12/30 for charging electronics backup battery.**
  - ***Victron Skylla-i* 24/100 charger (110VAC/45-65Hz) for charging starting battery from generator or shorepower.**
  - **(3) *Victron MultiPlus* 5kW (24/5000/120-100 110V VE.Bus) inverter/chargers for charging house battery bank from generator or shorepower.**
  - **(2) 4D 240AH *Vision AGM* batteries for the engines start with crossover switch. Connected in series for 24**
  - **(2) 4D 240AH *Vision AGM* batteries for the generators start with crossover switch. Connected in series for 24 VDC.**
  - **(2) 4D 120AH *Vision AGM* batteries for 13.5 kW generator start. Connected in series for 24 VDC.**
  - **(12) 4-D 240 AH *Vision* batteries for house system and nav/com electronics.**
  - **All batteries covered with fiberglass caps.**
  - **Battery cutoff switches located in the engine room.**
- 
- **c. Lighting system and power outlets**
  - **All interior lights are 110V AC and 24VDC LED.**
  - **Exterior lights (LED and Halogen) are waterproof to IP-67 standards.**
  - **110V AC fluorescent and 24V DC LED lights in engine room.**
  - **(6) LED underwater lights. Two mounted outboard and four mounted aft, all below the swim platform.**
- 
- **d. Controls and alarms**
  - **(3) *Onan* generators digital LCD displays mounted in the pilothouse dash, each with start/stop button.**
  - ***Glendinning* twin engine throttle controls in pilothouse.**
  - **(2) *Cummins* engine 7" color monitors mounted on pilothouse dash.**
  - ***Racor* fuel filters have pressure gauges and water alarms.**
  - ***Kobel*t manual hydraulic steering pump in the pilothouse.**
  - **(2) *Maxwell* 4500 remote dual windlass control station with chain counter at pilothouse helm.**
  - ***SidePower* hydraulic bow and stern thrusters with proportional controls in the pilothouse.**
  - **All electric bilge pumps have manual/auto rocker switches.**

- **Bilge pump system display panel with “ON” indicators with bilge pump and high water sensor audible alarms.**
- **(5) *Exalto* windsheild wiper controls in pilothouse.**
- ***Exalto* windshield washdown control in the pilothouse.**
- ***Dometic* watermaker digital control panel in the pilothouse.**
- **(2) *Carlisle & Finch* search light switches with remote controls in the pilothouse.**
- ***Buell* dual trumpet marine horn switch in the pilothouse.**
- **(8) *Headhunter* analog fuel tank level gauges and (2) visual fuel gauges on each day tank.**
- ***Dometic* analog level gauge for fresh water tanks in companionway and visual water gauge on fresh water tank in cofferdam.**
- ***Dometic* analog gray water tank level gauge.**
- ***Dometic* analog black water tank level gauge.**
- ***Fireboy* FR-8000 central smoke alarm system with two monitors.**
- ***Fireboy* engine room fire alarm.**

#### FIRE ALARM AND SAFETY SYSTEM

- **(2) *Fireboy* FR-8000 safety alarm monitors located in pilot house.**
- ***Fireboy* AP65-PESD-02-TB-R smoke detector system in each room.**
- ***Fireboy* CMD-4MR combination carbon monoxide (CO) in each room on lower deck.**
- ***Fireboy Xintex* automatic deployment fire suppression canisters in the engine room and lazarette.**
- **Remote control pull handle for manual deployment of *Fireboy* system in engine room and lazarette from cockpit.**
- ***Fireboy* system includes automatic shut off for engines, generators and air intake fans.**

#### BILGE PUMP SYSTEM

- **(12) *Johnson* 4,000 gallon/hour bilge pumps.**
- **Each bilge has an *Ultra SR* automatic high water alarm bilge pump switch installed.**
- ***Forespar* marelon vented loops, MF 839-13/4”, on bilge pump discharge hoses.**
- **Bilge pump system display panel with “ON” indicators with bilge pump and high water sensors audible alarms.**
- ***Desmi* S80-70-275N/D02 electric self-priming centrifugal emergency bilge/fire pump. “S” motor with 3 phase 60 Hz, M1-4 4,8kW.**

#### FUEL SYSTEM

- **(6) Main fuel tanks. 9,140 gallons/34,610 liters capacity.**



- (2) “Day Tank” fuel tanks. Total capacity 1,030 gallons/3,900 liters .
- (2) 1” ventilation pipes of each tank.
- *HeadHunter* MO-3006 fuel level sentry six tanks monitor with analog sensor in each fuel tank. Visual fuel gauges on each tank.
- *HeadHunter* MO-2000 fuel level sentry monitor with analog sensor in each day tank. Visual fuel gauges on each day tank.
- 3” stainless steel fuel intake manifold with 1” steel piping.
- 3” stainless steel fuel outflow manifold with 1” steel piping.
- *Reverso* aluminum fuel feed manifold with 1/2” valves and fuel hoses to each engine and generator.
- *Reverso* fuel polishing and transfer system - 210 GPH, Series - ‘S’ Class, marine version, 7 day digital timer, 110 Volt, 60 Hz, with fuel conditioner.
- *Alfa-Laval* MIB-303 solids retaining centrifugal separator (200 GPH capacity). Internal paring disc (clean fuel discharge pump) with electric motor 110VAC single-phase. Separate feed pump/motor 110 VAC single-phase, control panel complete with VFD, pre-wired for optional alarms. (2) stainless steel flexible hoses, funnel for water addition with quick disconnect. Non-return valve, T-pipe coupling, nipple, outlet piece with pressure gauge and flex hoses. Water tank with level and seal alarm. Chrome plated hood, strainer for oil feed line. Pressure switch kit. Emergency stop box.
- *Desmi* GP33EM 480 gallons/hour auxiliary fuel transfer pump.
- Central fueling station with steel pipe connections and lines to all six main tanks.
- Day tanks provide fuel feed for all engines and generators.
- *Cummins* engines equipped with *Racor* 75/1000 dual filter/separators using 30 micron filter elements and including vacuum pressure gauges.
- *Onan* generators equipped with *Racor* 1000 fuel filter/separators using 30 micron filter elements and including vacuum pressure gauges.

## FRESH WATER SYSTEM

- Built-in 840 gallon / 3,170 liters fresh water tank . Steel construction with baffles and inspection plate, coated with FDA approved enamel.
- *Trident* 1” water tank ventilation hose.
- Fresh water tank includes inspection hatch, sight gauge, shut-off valves, and 1-1/2 ” stainless steel water intake.
- (2) *HeadHunter* fresh water pumps: (1) Mach 5- fresh water pump 110V 60Hz and (1) XR-124 24V, 45 PSI, 60 liters per minute. 100 liters *Headhunter* PT-102 accumulator pressure tank.
- Cold water manifold with valves located in the cofferdam.
- Hot water manifold with valves located under the stairs to lower deck.
- PPR color coded piping for fresh water lines.

- **(2) *Torrid* 40 gallon marine water heaters located in the lower deck companionway.**
- ***Spot Zero* fresh water purifier model 3000 SZ3000ZWM located in engine room.**
- ***Sea Xchange* 30V SX2200Z 2200 gallons/9,000 liters a day watermaker located in engine room.**

#### BLACK AND GRAY WATER SYSTEMS

- ***SeaLand* DTM12 fresh water tank level monitor. Monitors the level in the fresh water, gray water and black water tanks. Located in the lower deck companionway.**
- **470 gallons/1,780 liters integrated gray water tank with enamel coated interior to seal the steel tank and includes a level indicator.**  
**(2) *Headhunter Vortex* overboard macerator pumps: 3/4 HP pump (110V) and 3/4HP pump (24V), shore pump out.**
- **470 gallons/1,780 liters integrated black water tank with enamel coated interior to seal the steel tank and includes a level indicator.**  
**(2) *Headhunter Vortex* overboard macerator pumps: 3/4 HP pump (110V) and 3/4HP pump (24V) for shore pump out.**
- **(2) *Trident* 1½ " ventilation hoses for each tank - Gray water and Black water. One vent on each side of the boat for cross flow circulation.**
- **PVC piping (D40mm) for Black and Gray water plumbing lines.**

#### SEA WATER SYSTEM

- **Engines and generators are sea water water cooled with stainless steel sea cocks and *Groco* strainers.**
- **(2) built-in sea chests connected by *Trident* 100-250-2000 hose with two way valves.**
- **Sea water intake with (2) *Groco* 2½" strainers for engines, (3) *Groco* 1¼" sea water intakes for generators, (1) *Groco* 1½ " for air conditioner, (1) *Groco* ¾" for watermaker.**
- **All through hull fittings and sea cocks are stainless steel.**

#### BALLAST SYSTEM

- **(4) Built-in ballast tanks totalling 2,715 gallons/ 10,280 litres with distribution manifold, intake and discharge valves.**
- **2" PPR piping for sea water intakes.**
- **Stainless steel transfer manifold for ballast tanks using 2" PPR piping.**
- **Ballast transfer pump.**
- ***HeadHunter* SYM-XR electric water sensors in each tank.**
- ***HeadHunter* MO-3004 sentry monitor for levels of all four ballast tanks located in pilothouse.**

- **Control panel with switch and (4) 2" stainless steel ball valves for ballast system located in the engine room.**

#### AIR CONDITIONING, VENTILATION SYSTEMS

- ***Cruisair* entral chilled water system - total capacity 234,000 BTU with reverse cycle heating. Auxiliary electric heaters MCGV180SRC-2STG-240/1/60, two stage base, two stage PVCSW manifold, two stage copper CW manifold. Seawater pump is an ASY P700 240/1 3.75". Chilled water pump is an ASY P711 240-1P 1.5 HP.**
- ***Cruisair* air conditioning units: Upper Deck, Salon/Office - 18,000 BTU AU18HVZ-FC-1.5KW7"MR 110V.**
- **Upper Deck, Pilot House - 24,000 BTU AU24HVZ-3.0KW 8"MR 110V.**
- **Main Deck, Main Salon - 48,000 BTU 2xAU24HVZ-3.0KW 8"MR 110V.**
- **Main Deck, Galley - 18,000 BTU AU18HVZ-FC-1.5KW7"MR 110V.**
- **Main Deck, Storage room - 18,000 BTU AU18HVZ-FC-1.5KW7"MR 110V.**
- **Main deck, Crew quarters(1) - 9,000 BTU AU9HVZ-FC-1KW6"MR 110V.**
- **Main Deck, Crew quarters(2) - 9,000 BTU AU9HVZ-FC-1KW6"MR 110V.**
- **Lower Deck, Master Staterooms - 24,000 BTU AU24HVZ-3.0KW 8"MR 110V.**
- **Lower Deck, Guest Staterooms (Starboard) - 9,000 BTU AU9HVZ-FC-1KW6"MR 110V.**
- **Lower deck, Guest Staterooms (Port) - 9,000 BTU AU9HVZ-FC-1KW6"MR 110V**
- **Lower Deck, Guest Staterooms (VIP) - 12,000 BTU AU12HVZ-FC-1.5KW6"MR 110V.**
- **Lower Deck, Engine Room - 24,000 BTU AU24HVZ-3.0KW 8"MR 110V.**
- **Make up air for ventilation systems - 12,000 BTU AT12HVZ-MU-FC-1.5KW6"MR 110V, SS.**
- **(2) independent ventilation systems -one on Starboard side and the other on the Port side using (2)*Dometic* centrifugal fans F1-C4-H, 4" inlet and outlet. 4.7 inch., 2.9" wheel, 1/3 HP, 450 RPM, 110V, 1 PH, 60Hz. 300 CFM @ 1.25 inch. SP, 250 CFM@1.75 inch. S.P.**
- **Engine room and lazarette both feature intake and outflow blowers. F1-120-0845H-50 fan, axial, 12 inch ID with aluminum housing (powder coated Matterhorn white). Motor frame, 0.75 HP, 110V/1/60, 2,875 RPM Motor with 8x45 degree PPG composite blades for 2,910 CFM free air. (2) D-ALE-24 Dampers, aluminum blades and frames (powder coated gloss white, 14 inch (width) x 14 inch (height) x 4 inch (depth). 24 VDC actuator.**

#### HYDRAULIC SYSTEM

- ***SidePower* integrated hydraulic system. Includes all necessary blocks, hoses and components to operate bow and stern thrusters, plus two**

**windlasses.**

- The integrated hydraulic system is driven by live PTOs on the main engines and two clutch PTOs on the generators.
- *SidePower* SMERR-130-CC4 hydraulic pumps (130CCM, SAE-CC, right (clockwise) rotation mounted on engines. *SidePower* SMJRL-045-B2 hydraulic pumps (45CCM, SAE-B, left (counter clockwise) rotation mounted on generators.
- All hydraulic hose and fitting connections are secured with using high-pressure flexible hoses.

## INSULATION

- Engine room insulated with 4" composite insulation per *Bering Yachts* drawings.
- Aluminum perforated panels installed on the ceiling and walls in the engine room and lazarette.
- Engines exhaust pipes wrapped and finished with carbon fiber covers.
- Sound insulation barrier installed between the engine room and living quarters.
- All bulkheads, ceilings and hull sides have acoustic and thermal insulation.
- All insulation materials are fire resistant.

## ENGINE ROOM

- Lazarette access via watertight door.
- Engine room access via staircase from salon and main deck.
- Engine room insulated with 4" thick composite material per *Bering Yachts* drawings.
- Aluminum perforated panels for the ceiling and walls.
- Soundproof fiberglass flooring with anti-slip surface.
- Engines exhaust pipes wrapped and finished with carbon fiber covers.
- (2) *Cummins* QSM11 350 Hp @ 1800 rpm continuous duty rated, raw water, heat exchanger cooled with wet exhaust. 24V electrical. Combined total power of 700 HP. *Glendinning* EEC4 electronic engine controls pilot house. Dual 7" color engine displays in pilot house.
- (2) *Centek* vertical combo-sep mufflers with *De Angelo* exhaust mixers. Exhaust outlets on port and starboard sides of the hull.
- Main engines installed on soft engine mounts model 1600-3 with weight adjusters.
- *Reverso* GP-3014-24 (4 valves 24V) oil change system for engines and generators.
- *Cummins* engines equipped with *Racor* 75/1000 dual filter/separators using 30 micron filter elements and including vacuum pressure gauges.
- *Alfa-Laval* MIB-303 solids retaining centrifugal separator (200 GPH

capacity). Internal paring disc (clean fuel discharge pump) with electric motor 110VAC single-phase. Separate feed pump/motor 110 VAC single-phase, control panel complete with VFD, pre-wired for optional alarms. (2) stainless steel flexible hoses, funnel for water addition with quick disconnect. Non-return valve, T-pipe coupling, nipple, outlet piece with pressure gauge and flex hoses. Water tank with level and seal alarm. Chrome plated hood, strainer for oil feed line. Pressure switch kit. Emergency stop box.

- **Reverso** fuel polishing and transfer system - 210 GPH, Series - 'S' Class, marine version, 7 day digital timer, 110 Volt, 60 Hz, with fuel conditioner.
- **Desmi** GP33EM 480 gallons/hour auxiliary fuel transfer pump.
- (2) "Day Tank" fuel tanks. Total 1,030 gallons/3,900 liters capacity.
- (2) visual fuel gauges on "day tanks".
- (3) visual fuel gauges on main tanks.
- 3" stainless steel fuel intake manifold with 1" steel piping.
- 3" stainless steel fuel outflow manifold with 1" steel piping.
- **Reverso** aluminum fuel feed manifold with 1/2" valves and fuel hoses to each engine and generator.
- (2) **ZF** W350-1 marine transmissions with 3.95:1 reduction gear - clockwise rotation (right handed). Includes live PTO and load sense pump (130CCM, SAE-CC).
- **Reverso** GP-3012-24 (2 valves 24V) oil change system for gear boxes.
- (2) **Seatorque** ST-300 shafts.
- (2) **Onan** 40QD model MDDCA 40 kW 120V/240V 60Hz four cylinder generators enclosed in soundshields installed in engine room. Wet exhaust muffler with exhaust separator.
- **Onan** generators equipped with Racor 1000 fuel filter/separators using 30 micron filter elements and including vacuum pressure gauges.
- **Orion** 24/12-25A DC-DC converter.
- (3) **Victron MultiPlus** 5kW (24/5000/120-100 110V VE.Bus) inverter/chargers.
- **Victron Phoenix** Charger 12/30.
- **Victron Skylla-i** 24/100 charger (110VAC/45-65Hz).
- (18) **Vision** 4D 240 AMP, deep cycle, 12 VDC. Total capacity is 4,560 AMP.
- **Spot Zero** fresh water purifier model 3000 SZ3000ZWM.
- **Sea Xchange** 30V SX2200Z 2200 gallon/9,000 liters a day watermaker.
- (2) built-in sea chests connected by **Trident** 100-250-2000 hose with two way valves.
- Sea water intake with (2) **Groco** 2½" strainers for engines, (3) **Groco** 1¼" sea water intakes for generators, (1) **Groco** 1½" for air conditioner, (1) **Groco** ¾" for watermaker.
- 2" PPR piping for sea water intakes of ballast system.

- **Stainless steel transfer manifold for ballast tanks using 2" PPR piping.**
- **Control panel with switch and (4) 2" stainless steel ball valves for ballast system.**
- ***Cruisair* entral chilled water system - total capacity 234,000 BTU with reverse cycle heating. Auxiliary electric heaters MCGV180SRC-2STG-240/1/60, two stage base, two stage PVCSW manifold, two stage copper CW manifold. Seawater pump is an ASY P700 240/1 3.75". Chilled water pump is an ASY P711 240-1P 1.5 HP.**
- ***Cruisair* air conditioning unit 24,000 BTU - AU24HVZ-3.0KW 8"MR 110V.**
- **Intake and outflow blowers. F1-120-0845H-50 fan, axial, 12 inch ID with aluminum housing (powder coated Matterhorn white). Motor frame, 0.75 HP, 110V/1/60, 2,875 RPM motor with 8x45 degree PPG composite blades for 2,910 CFM free air. (2) D-ALE-24 Dampers, aluminum blades and frames (powder coated gloss white), 14 inch (width) x 14 inch (height) x 4 inch (depth). 24 VDC actuator.**
- ***SidePower* hydraulic unit.**
- **(2) *SidePower* SMERR-130-CC4 hydraulic pumps (130CCM, SAE-CC, right (clockwise rotation)) mounted on engines. (2) *SidePower* SMJRL-045-CC4 hydraulic pumps (45CCM, SAE-CC, left (counter clockwise rotation)) mounted on generators.**
- **(4) *Johnson* bilge pumps - 4,000 gal/hour.**
- **(4) *Ultra SR* automatic bilge pumps switches with built-in isolated high water alarm switch (at 3").**
- **Work bench with sink.**
- **Storage shelves.**
- **Storage cabinets.**
- **110V AC fluorescent and 24V DC LED lights.**
- **110V covered GFCI duplex electrical outlet.**
- ***Fireboy* AP65-PESD-02-TB-R smoke alarm sensor.**
- ***Fireboy* CMD-4MR CO alarm .**
- ***Fireboy Xintex* automatic deployment fire suppression canisters.**

## LAZARETTE

- ***Freeman* pantograph watertight door connecting lazarette to swim platform. 31" wide x 65" tall.**
- **Lazarette insulated with 4" thick composite material per *Bering Yachts* drawings.**
- **Aluminum perforated panels installed on the ceiling and walls.**
- **(1) *Onan* 13.5QD MDKDN 13.5 kW 120V 60Hz four cylinder generator enclosed in soundshield. Wet exhaust muffler with exhaust separator.**
- **(2) *Vision* 4D 120 Amp AGM batteries.**
- ***Kobel* hydraulic power steering system - model 7085.(2) *Kobel* rudder position sensors.**

- **SidePower MTR-550Kg (1,210 Lb.) hydraulic stern thruster.**
- **Cablemaster CM-8 100 Amp 24VDC and Cablemaster CM-7 50 Amp 24VDC shore cord managers.**
- **(1) 100 Amp 240V/440V 100 foot / 30 meter and (1) 50 Amp 110V/240V 100 foot 30 meter shore power cords in Cablemasters.**
- **50 Amp and 100 Amp shore power breaker boxes.**
- **(2) marine Isolation transformers: 16 KWA/240V/60Hz and 100KWA/440V/60hz.**
- **(2) Johnson bilge pumps - 4,000 gal/hour.**
- **(2) Ultra SR automatic bilge pumps switches with built-in isolated high water alarm switch (at 3").**
- **LED lights 110V AC and 24V DC**
- **Fireboy AP65-PESD-02-TB-R smoke alarm sensor.**
- **Fireboy CMD-4MR CO alarm .**
- **Fireboy Xintex automatic deployment fire suppression canisters.**

## COFFERDAM

- **Hatch access with stairs from the companionway on the lower deck.**
- **Access to all tank inspection hatches.**
- **UV in-line water filter. 40 liters/minute, 110 V.**

## Miscellaneous

- Owner's manual in English.
- Set of Warranty Certificates.
- Set of manuals and certificates relating to materials and equipments.
- Tool box.
- Spare parts for equipments, supplied by manufacturers.

## FULL SPECIFICATIONS 2 OUTFITTING

- **a. Flybridge**
- **Teak decks.**
- **Access from the aft stairs that lead up to the upper deck.**
- **Scupper drains for rapid evacuation of water overboard.**
- **Fiberglass molded-in settees with storage beneath.**
- **Teak dining table in front of settee.**
- **Fiberglass counter top with built-in sink and faucet.**
- **Electric barbeque grill.**
- **Fresh water wash down hose bib.**
- **Removable *Multyplex* soft top cover over the front of the flybridge.**
- **Fiberglass arch.**
- **Stainless steel framed venturi windshield with dark Acrylic panels.**
- **Stylized fiberglass mast to support and mount navigation antennas,**

radar arrays, communication domes and lights.

- (2) *Carlisle & Finch* 12-inch chrome searchlights. 110 VAC lamp with joystick (remote control) operation from the pilot house.
- Forward and aft facing LED deck flood lights.
- (4) *Aqua Signal* 1,000W, halogen flood lights mounted aft, forward, port and starboard
- LED courtesy lighting along walk way.
- *Buell* dual trumpet air horn .
- *Hella* NaviLED navigation lights.
- *Hella* NaviLED Anchor lights.
- *Shakespeare* PA / deck horn / hailer / PA speaker on arch.
- 44" high stainless steel 2" diameter safety rails.
- 66" stainless steel flagpole.
- *Bering 80* name insignia signs mounted on both sides of the flybridge.

- b. Upper deck

- Teak decks.
- 44" high stainless steel 2" diameter safety rails.
- 66" tall 1.5" diameter stainless steel ensign staff.
- (2) fresh water hose bibs for wash down (forward and aft).
- (2) steel settees forward covered with teak.
- Portuguese bridge (with storage lockers facing walkway). Capped with varnished teak handrail 9" (225mm) width x 3" (75 ) height.
- Access to the upper deck from hinged pilothouse doors, port and starboard.
- *Freeman* series 2400 flush deck aluminum hatch (24" x 24") access to chain lockers with flat top and yoke hinge.
- *Steelhead* CT-2500 four function hydraulic yacht crane with 18' reach and 2,500 lbs. lifting capacity with remote control.
- Dinghy and outboard - optional.
- Custom fabricated fiberglass dinghy cradle with tie down securing straps - optional.
- (2) *OceanMaster* LR 16 person SOLAS life rafts installed, one to port, one to starboard.
- LED courtesy lights.
- LED overhead lights.

- c. Main deck

- Teak decks.
- Stainless steel railing with varnished teak handrail.
- Vents for all fuel and fresh water tanks are located inside the bulwark.



- **Central fueling station recessed into superstructure amidships on port side. This single fill location allows for convenient replenishment of all fuel tanks.**
  - **(2) deck fills for fresh water tank on port side.**
  - **Gray and black water pump-out station on port side.**
  - **(2) Fresh water hose bibs at the transom.**
  - **Stairs on port side from main deck to the upper deck.**
  - **Forward facing oval shaped settee with matching varnished teak oval table.**
  - **Kitchenette cooking station located just aft of the salon and featuring a gas barbecue grill, three burner electric stove top, deep stainless steel sink with faucet and including storage cabinets below.**
  - **Transom gates port and starboard at aft end of cockpit.**
  - **(1) 100 Amp 240V/440V 100 foot / 30 meter and (1) 50 Amp 110V/240V 100 foot 30 meter shore power cords in Cablemasters.**
  - **Hella LED courtesy lights.**
  - **Hella LED overhead lights**
  - **(7) Hella recessed LED flood lights.**
  - **(6) stainless steel fishing rod holders at the transom.**
- 
- **d. Swim platform**
  - **Teak decks.**
  - **Access from swim platform to cockpit via stairs to port and starboard.**
  - **Freeman model 1430 pantograph watertight transom door connecting swim platform to the lazarette 31"x65".**
  - **(5) 2" diameter, 3' tall, 316 stainless steel removable U-shape rails with self draining stainless steel bases .**
  - **(2) fresh water faucets**
  - **(2) Scandvik hot and cold fresh water shower boxes.**
  - **(4) 12" stainless steel fold-down cleats.**

## INTERIOR

- **a. Pilot house**
- **Owner's choice of solid stock 1/2" thick wood flooring.**
- **All interior bulkheads and doors are teak veneer with matte varnish finish.**
- **(2) Diamond Seaglaze aluminium 575 series weathertight doors - port and starboard. Insides of doors are covered with varnished teak veneer.**
- **Forward windows (5 front and two side) are 19 mm tempered glass**

- with built-in electric heating wires for defrosting.
  - Side windows are tinted glass with pleated window blinds.
  - Overhead panels are black microfiber cloth material.
  - All overhead lights are dimmable LED.
  - Array of red LED lights above the dash console.
  - Amber lights above the chart table.
  - Red LED courtesy lights.
  - All pilot house cabinetry and furniture is varnished teak veneer with solid teak corners.
  - The dash console and window frames are finished with varnished dark veneer teak.
  - 30" diameter stainless steel destroyer steering wheel with wooden spoke inserts.
  - *LeBroc LX II* helm chair with black leather and folding foot rest.
  - 59" x 31" full size chart table built in to forward starboard side of dash console.
  - Leather upholstered helm bench settee with varnished teak table.
  - Dash console and forward overhead console comprises efficient layout of all the vessel electronics and machinery controls.
  - *Vimar* electrical outlets with USB connections.
  - *Cruisair* 24,000 BTU air conditioning unit - AU24HVZ-3.0KW 8"MR 110V.
  - Adjustable teak overhead louvers for air conditioning and ventilation.
  - *Fireboy* AP65-PESD-02-TB-R smoke alarm sensor.
  - Fire extinguisher.
- 
- b. Office on the upper deck
  - Owner's choice of solid stock 1/2" thick wood flooring.
  - All interior bulkheads and doors are teak veneer with matte varnish finish.
  - *Diamond Seaglaze* aluminum 575 series weathertight door to the upper deck.
  - Tinted windows with pleated window blinds.
  - Lifting the window from office to pilot house with electric drive.
  - White microfiber fabric in overhead panels.
  - All overhead lights are dimmable LED.
  - LED wall lights.
  - LED courtesy lights.
  - Pull-out couch converts to double bed.
  - All cabinetry and furniture is varnished teak veneer with solid teak corners.
  - All varnished teak cabinetry - lockers and drawers.
  - 42" wall mounted flat screen LCD television (TBD).

- **Vimar electrical outlets with USB connections.**
  - **Cruisair 18,000 BTU air conditioning unit - AU18HVZ-FC-1.5KW7"MR 110V.**
  - **Adjustable teak overhead louvers for air conditioning and ventilation.**
  - **Fireboy AP65-PESD-02-TB-R smoke alarm sensor.**
  - **Fire extinguisher.**
- 
- **c. Head on the upper deck**
  - **Ceramic tile floors.**
  - **All interior bulkheads and doors are teak veneer with matte varnish finish.**
  - **Tinted windows with pleated window blinds.**
  - **White microfiber fabric in overhead panels.**
  - **All overhead lights are LED.**
  - **LED courtesy lights.**
  - **All cabinetry and furniture is varnished teak veneer with solid teak corners.**
  - **Vanity with *Corian* countertop.**
  - **Ceramic sink with stainless steel premium faucet (TBD).**
  - **Mirrors above the vanity.**
  - **SeaLand (*Dometic*) MasterFlush 8640 electrical fresh water toilet with bidet.**
  - **Vimar multiple duplex electrical outlets GFCI.**
  - **Exhaust blower on timer for ventilation.**
  - **Fireboy AP65-PESD-02-TB-R smoke alarm sensor.**
- 
- **d. Companionway upper deck**
  - **Owner's choice of solid stock 1/2" thick wood flooring.**
  - **All interior bulkheads and doors are teak veneer with matte varnish finish.**
  - **Tinted windows with pleated window blinds.**
  - **Overhead panels are white microfiber cloth material.**
  - **All overhead lights are LED.**
  - **LED courtesy lights.**
  - **Fireboy AP65-PESD-02-TB-R smoke alarm sensor.**
- 
- **e. Main Salon**
  - **Owner's choice of solid stock 1/2" thick wood flooring.**
  - **All interior bulkheads and doors are teak veneer with matte varnish**

**finish.**

- ***Diamond Seaglaze* 1500 mm - wide weathertight French door to aft deck. Inside covered with varnished teak veneer.**
- **Sliding door 800 mm covered with varnished teak veneer between companionway and salon.**
- **Teak hinged door access to the staircase leading to the engine room.**
- **Staircase connecting lower deck and pilot house (upper deck).**
- **Tinted windows with pleated window blinds.**
- **Overhead panels are white microfiber cloth material.**
- **Two distinct areas of dimmable LED overhead lights.**
- **LED wall lights.**
- **LED courtesy lights.**
- **Built-in teak cabinetry for media center featuring a teak with frame for 50" flat screen LCD television (TBD).**
- **L-shaped settee built-in on starboard side.**
- **All cabinetry and furniture is varnished teak veneer with solid teak corners.**
- **Teak coffee table with stone insert.**
- **Varnished teak dining table with two teak chairs and L- shaped settee on port side.**
- ***Vimar* electrical outlets with USB connections.**
- **(2) Cruisair air conditioning units (total 48,000 BTU) AU24HVZ-3.0KW 8"MR 110V.**
- **Adjustable teak overhead louvers for air conditioning and ventilation.**
- ***Fireboy* AP65-PESD-02-TB-R smoke alarm sensor.**
- **Fire extinguisher.**

**f. Galley**

- **Ceramic granite planked tile flooring.**
- **Bulkhead and doors finished with composite paneling.**
- **Sliding door 800 mm between companionway and galley.**
- ***Diamond Seaglaze* weathertight door to Port side.**
- **Tinted windows with pleated window blinds.**
- **Overhead panels are white microfiber cloth material.**
- **All overhead lights are dimmable LED.**
- **LED courtesy lights.**
- **LED kickboard lights below the sink and oven.**
- **U-shaped galley with cultured granite counter top.**
- **Cupboards with doors and shelves, composite finish.**
- **Hanging cabinets.**
- **Abundant storage lockers and drawers for storing dishes and galley ware.**

- **Professional electric 4 burner glass top cooktop with overhead air vent (TBD).**
  - **Large stainless steel basin sink with garbage disposal (TBD) and macerator (TBD), premium pull out retractable stainless steel rinsing faucet (TBD).**
  - **Dishwasher (TBD).**
  - **Oven (TBD).**
  - **Trash compactor (TBD).**
  - **Microwave oven (TBD).**
  - **Refrigerator (TBD).**
  - **Ice maker (TBD).**
  - **Vimar multiple duplex electrical outlets.**
  - **Cruisair 18,000 BTU air conditioning unit - AU18HVZ-FC-1.5KW7"MR 110V.**
  - **Adjustable teak overhead louvers for air conditioning and ventilation.**
  - **Fireboy AP65-PESD-02-TB-R smoke alarm sensor.**
  - **Fire extinguisher.**
- 
- **g. Storage room**
  - **Ceramic granite planked tile flooring.**
  - **All interior bulkheads and doors are teak veneer with matte varnish finish.**
  - **Sliding door 800 mm covered with varnished teak veneer between companionway and storage room.**
  - **Diamond Seaglaze weathertight door to Starboard.**
  - **Tinted windows with pleated window blinds.**
  - **Overhead panels are white microfiber cloth material.**
  - **All overhead lights are dimmable LED.**
  - **LED courtesy lights.**
  - **All cabinetry and furniture is varnished teak veneer with solid teak corners.**
  - **Settee with the teak table.**
  - **Hanging cabinets with shelves.**
  - **Side-by-side refrigerator (TBD).**
  - **Freezer (TBD).**
  - **Clothes washer (TBD).**
  - **Clothes dryer (TBD).**
  - **32" TV (TBD) on wall mount.**
  - **Cruisair 18,000 BTU air conditioning unit - AU18HVZ-FC-1.5KW7"MR 110V.**
  - **Adjustable teak overhead louvers for air conditioning and ventilation.**
  - **Vimar multiple duplex electrical outlets.**

- ***Fireboy* AP65-PESD-02-TB-R smoke alarm sensor.**
- **Fire extinguisher.**
  
- **h. Two (2) symmetrical crew cabins forward**
- **Owner's choice of solid stock 1/2" thick wood flooring.**
- **All interior bulkheads and doors are teak veneer with matte varnish finish.**
- **Tinted windows with pleated window blinds.**
- **Overhead panels are white microfiber cloth material.**
- **All overhead lights are dimmable LED.**
- **LED courtesy lights.**
- **Two reading lights.**
- **All cabinetry and furniture is varnished teak veneer with solid teak corners.**
- **Two single beds.**
- **Storage drawers under down bed.**
- **Large wardrobe.**
- **Night stands with drawers.**
- **Mirror.**
- ***Vimar* electrical outlets with USB connections.**
- ***Cruisair* 9,000 BTU air conditioning unit -*Cruisair* AU9HVZ-FC-1KW6"MR 110V.**
- **Adjustable teak overhead louvers for air conditioning and ventilation.**
- ***Fireboy* AP65-PESD-02-TB-R smoke alarm sensor.**
- **Fire extinguisher.**
  
- **i. Two crew heads**
- **Ceramic tile floors.**
- **Ceramic tile walls.**
- **Tinted porthole with pleated window blinds.**
- **Overhead panels are fiberglass.**
- **All overhead lights are LED.**
- **LED courtesy lights.**
- **All cabinetry and furniture is varnished teak veneer with solid teak corners.**
- **Vanity with Corian countertop.**
- **Ceramic sink with stainless steel premium faucet (TBD).**
- **Mirrors above the vanity.**
- **Shower cabin with glass door.**
- **Premium stainless steel shower.**
- **Drawer for shampoo, towel, etc.**

- ***SeaLand (Dometic) MasterFlush 8689* electrical fresh water toilet with bidet.**
  - ***Vimar* multiple duplex electrical outlets GFCI.**
  - **Exhaust ventilation.**
  - ***Fireboy AP65-PESD-02-TB-R* smoke alarm sensor.**
- 
- **j. Companionway main deck**
  - **Owner's choice of solid stock 1/2" thick wood flooring.**
  - **All interior bulkheads and doors are teak veneer with matte varnish finish.**
  - **Overhead panels are white microfiber cloth material.**
  - **All overhead lights are LED.**
  - **LED courtesy lights.**
  - ***Fireboy AP65-PESD-02-TB-R* smoke alarm sensor.**
- 
- **k. Master stateroom**
  - **Owner's choice of solid stock 1/2" thick wood flooring.**
  - **All interior bulkheads and doors are teak veneer with matte varnish finish.**
  - **Watertight door to the companionway.**
  - **Tinted windows with pleated window blinds.**
  - **Overhead panels are white microfiber cloth material.**
  - **All overhead lights are dimmable LED.**
  - **LED courtesy lights.**
  - **LED wall lights.**
  - **All cabinetry and furniture is varnished teak veneer with solid teak corners.**
  - **King-size bed.**
  - **Storage drawers under bed.**
  - **Large wardrobe.**
  - **Night stands with drawers.**
  - **Mirror.**
  - **Table and cabinet on the STBD.**
  - ***Vimar* electrical outlets with USB connections.**
  - ***Cruisair* 24,000 BTU air conditioning unit - AU24HVZ-3.0KW 8"MR 110V.**
  - **Adjustable teak overhead louvers for air conditioning and ventilation.**
  - ***Fireboy AP65-PESD-02-TB-R* smoke alarm sensor.**
  - ***Fireboy* CMD-4MR CO alarm .**
  - **Fire extinguisher.**

- **I. Master head**
  - **Ceramic tile floors.**
  - **Ceramic tile walls**
  - **Sliding doors from the master room.**
  - **Tinted windows with pleated window blinds.**
  - **Overhead panels are fiberglass.**
  - **All overhead lights are LED.**
  - **LED courtesy lights.**
  - **All cabinetry and furniture is varnished teak veneer with solid teak corners.**
  - **Vanity with *Corian* countertop.**
  - **Ceramic sink with stainless steel premium faucet (TBD).**
  - **Mirrors above the vanity.**
  - **Shower cabin with glass door.**
  - **Premium stainless steel shower.**
  - **Drawer for shampoo, towels, etc.**
  - ***SeaLand (Dometic) MasterFlush 8689* electrical fresh water toilet with bidet.**
  - **Vimar multiple duplex electrical outlets GFCI.**
  - **Exhaust ventilation.**
  - ***Fireboy AP65-PESD-02-TB-R* smoke alarm sensor.**
- 
- **m. Starboard guest staterooms**
  - **Owner's choice of solid stock 1/2" thick wood flooring.**
  - **All interior bulkheads and doors are teak veneer with matte varnish finish.**
  - **Tinted windows with pleated window blinds.**
  - **Overhead panels are white microfiber cloth material.**
  - **All overhead lights are dimmable LED.**
  - **LED courtesy lights.**
  - **LED wall lights.**
  - **All cabinetry and furniture is varnished teak veneer with solid teak corners.**
  - **(2) single beds.**
  - **Storage drawers under bed.**
  - **Large wardrobe**
  - **Night stand with drawers.**
  - **Mirror.**
  - **32" TV/DVD set (TBD).**
  - ***Vimar* electrical outlets with USB connections.**
  - ***Cruisair 9,000 BTU* air conditioning unit -*Cruisair AU9HVZ-FC-1KW6"MR 110V.***



- **Adjustable teak overhead louvers for air conditioning and ventilation.**
  - ***Fireboy* AP65-PESD-02-TB-R smoke alarm sensor.**
  - ***Fireboy* CMD-4MR CO alarm .**
  - **Fire extinguisher.**
- 
- **n. Starboard guest head**
  - **Ceramic tile floors.**
  - **Ceramic tile walls.**
  - **Tinted porthole with pleated window blinds.**
  - **Overhead panels are fiberglass.**
  - **All overhead lights are LED.**
  - **LED courtesy lights.**
  - **All cabinetry and furniture is varnished teak veneer with solid teak corners.**
  - **Vanity with Corian countertop.**
  - **Ceramic sink with stainless steel premium faucet (TBD).**
  - **Mirrors above the vanity.**
  - **Shower cabin with glass door.**
  - **Premium stainless steel shower.**
  - **Drawer for shampoo, towels, etc.**
  - ***SeaLand (Dometic) MasterFlush 8689* electrical fresh water toilet with bidet.**
  - ***Vimar* multiple duplex electrical outlets GFCI.**
  - **Ventilation fan.**
  - ***Fireboy* AP65-PESD-02-TB-R smoke alarm sensor.**
- 
- **o. Port guest staterooms**
  - **Owner's choice of solid stock 1/2" thick wood flooring.**
  - **All interior bulkheads and doors are teak veneer with matte varnish finish.**
  - **Tinted windows with pleated window blinds.**
  - **Overhead panels are white microfiber cloth material.**
  - **All overhead lights are dimmable LED.**
  - **LED courtesy lights.**
  - **LED wall lights.**
  - **All cabinetry and furniture is varnished teak veneer with solid teak corners.**
  - **Double bed.**
  - **Storage drawers under bed.**
  - **Large wardrobe.**
  - **Night stand with drawers.**

- **Mirror.**
- **Vimar electrical outlets with USB connections.**
- **Cruisair 9,000 BTU air conditioning unit -Cruisair AU9HVZ-FC-1KW6"MR 110V.**
- **Adjustable teak overhead louvers for air conditioning and ventilation.**
- **Fireboy AP65-PESD-02-TB-R smoke alarm sensor.**
- **Fireboy CMD-4MR CO alarm.**
- **Fire extinguisher.**

- **p. Port guest head**
- **Ceramic tile floors.**
- **Ceramic tile walls.**
- **Tinted porthole with pleated window blinds.**
- **Overhead panels are fiberglass.**
- **All overhead lights are LED.**
- **LED courtesy lights.**
- **All cabinetry and furniture is varnished teak veneer with solid teak corners.**
- **Vanity with Corian countertop.**
- **Stainless steel premium faucet.**
- **Mirrors above the vanity.**
- **Premium shower with glass door.**
- **Ceramic sink with stainless steel premium faucet (TBD).**
- **Drawer for shampoo, towels, etc.**
- **SeaLand (Dometic) MasterFlush 8689 electrical fresh water toilet with bidet.**
- **Vimar multiple duplex electrical outlets GFCI.**
- **Ventilation fan.**
- **Fireboy AP65-PESD-02-TB-R smoke alarm sensor.**

- **q. VIP guest staterooms**
- **Owner's choice of solid stock 1/2" thick wood flooring**
- **All interior bulkheads and doors are teak veneer with matte varnish finish.**
- **Watertight door to the passageway.**
- **Overhead panels are white microfiber cloth material.**
- **All overhead lights are dimmable LED.**
- **LED courtesy lights.**
- **LED wall lights.**
- **All cabinetry and furniture is varnished teak veneer with solid teak corners.**

- **Double bed.**
  - **Storage drawers under bed.**
  - **Two wardrobes.**
  - **Cabinet with drawers.**
  - **Mirror.**
  - **Vimar electrical outlets with USB connections.**
  - **Cruisair 12,000 BTU air conditioning unit -Cruisair AU12HVZ-FC-1.5KW6"MR 110V.**
  - **Adjustable teak overhead louvers for air conditioning and ventilation**
  - **Fireboy AP65-PESD-02-TB-R smoke alarm sensor.**
  - **Fireboy CMD-4MR CO alarm.**
  - **Fire extinguisher.**
- 
- **r. VIP guest head and shower**
  - **Ceramic tile floors.**
  - **Ceramic tile walls.**
  - **Overhead panels are fiberglass.**
  - **All overhead lights are LED.**
  - **LED courtesy lights.**
  - **All cabinetry and furniture is varnished teak veneer with solid teak corners.**
  - **Vanity with *Corian* countertop.**
  - **Ceramic sink with stainless steel premium faucet (TBD).**
  - **Mirrors above the vanity.**
  - **Premium shower with glass door.**
  - **Premium stainless steel shower.**
  - **Drawer for shampoo, towel, etc.**
  - **SeaLand (Dometic) MasterFlush 8689 electrical fresh water toilet with bidet.**
  - **Vimar multiple duplex electrical outlets GFCI.**
  - **Ventilation fan.**
  - **Fireboy AP65-PESD-02-TB-R smoke alarm sensor.**
- 
- **s. Companionway lower deck**
  - **Owner's choice of solid stock 1/2" thick wood flooring.**
  - **Hatch to cofferdam**
  - **Clothes dryer (TBD).**
  - **Clothes washer (TBD).**
  - **All interior bulkheads and doors are teak veneer with matte varnish finish.**
  - **Overhead panels are white microfiber cloth material.**

- **All overhead lights are LED.**
- **LED courtesy lights.**
- **Fireboy AP65-PESD-02-TB-R smoke alarm sensor.**

## MISCELLANEOUS

- **As-built Owner's manual in English. Includes descriptions and systems drawings.**
- **Set of Warranty Certificates.**
- **Set of manuals and certificates relating to materials and equipment.**
- **Tool box.**
- **Spare parts for equipment, supplied by manufacturers.**

ELECTRONICS AND NAVIGATION EQUIPMENT (TBD).

## Basic Information

---

**Category:** Trawler

**Sub Category:** Displacement

**Model Year:** 2017

**Year Built:** 2017

**Country:** Turkey

**Fly Bridge:** Yes

**Cockpit:** Yes

## Dimensions

---

**LOA:** 82' 0" (25.00m)

**LWL:** 74' 2" (22.60m)

**LOD:** 78' 2" (23.80m)

**Beam:** 25' 10" (7.86m)

**Max Draft:** 7' 9" (2.35m)

**Clearance:** 40' 1" (12.20m)

---

## Speed, Capacities and Weight

---

**Cruise Speed:** 9 Kts. (10 MPH)

**Max Speed:** 12 Kts. (14 MPH)

**Displacement:** 485016.9764 Pounds

**Water Capacity:** 840.06712536  
Gallons

**Fuel Capacity:** 10170.624002 Gallons

---

## Accommodations

---

**Total Cabins:** 5

**Total Berths:** 6

**Sleeps:** 10

**Crew Cabin:** 2

**Crew Berths:** 4

**Crew Sleeps:** 4

---

## Hull and Deck Information

---

**Hull Material:** Steel

---

## Engine Information

---

**Engines:** 2








**Manufacturer:** Cummins









**Model:** QSM - 11





---

# PHOTOS



---











# CONTACTS

---

Andrey Shestakov, leading yacht broker of the sales department of Shestakov Yacht Sales Inc. Shestakov Yacht Sales Inc., the official representative of the Miami/Fort Lauderdale FL headquarters.

## Contact details

---

Email: **andrey@shestakovyachtsales.com**

Web: [shestakovyachtsales.com/en/](http://shestakovyachtsales.com/en/)

## Telephones

---

USA: **+1(954)274-4435**

## Office hours

---

Monday – Saturday: **9:00 - 21:00** EDT

Sunday: **closed**

## Address

---



Harbour Towne Marina, 850 NE 3rd St, STE 213, Dania, FL 33004