

BERING 95 — BERING YACHTS



Судостроитель: BERING YACHTS

Год постройки: 2017

Модель: Траулер

Цена: ЦЕНА ЯХТЫ ПО ЗАПРОСУ

Местонахождение: Turkey

Длина общая: 95' 0" (28.96m)

Ширина: 26' 1" (7.95m)

Макс. осадка: 7' 7" (2.29m)

Крейс. скорость: 10 Kts. (12 MPH)

Макс. скорость: 12 Kts. (14 MPH)

Купить **Bering 95 — BERING YACHTS** а также выбрать подходящую вам яхту из нашего **каталога яхт** вам поможет опытный яхтенный брокер Андрей Шестаков. На сегодняшний день компания **Shestakov Yacht Sales Inc.** имеет большое количество яхт в **собственном списке продаж**, а также тесно сотрудничает со всеми крупными **яхтенными производителями** по всему миру.

Для того чтобы купить яхту **Bering 95 — BERING YACHTS** а также проконсультироваться по любому вопросу связанному с покупкой, продажей, чартером яхт позвоните по телефону **+7(918)465-66-44**.

ОГЛАВЛЕНИЕ

ОГЛАВЛЕНИЕ	2
ХАРАКТЕРИСТИКИ	3
Обзор	3
Основная информация	28
Размеры	28
Скорость, вместимость и масса	28
Размещение	29
Корпус и палуба	29
Информация о двигателе	29
ФОТОГРАФИИ	30
КОНТАКТЫ	34
Контактная информация	34
Телефоны	34
Время работы	34
Адрес	34

ХАРАКТЕРИСТИКИ

Обзор

The **Bering 95** is striking with her bold and powerful lines and has been designed to be a superb transoceanic yacht. She is ready to take on the heaviest of seas with grace and efficiency due to her tall bow profile, providing the requisite buoyancy to rise up and over approaching swells. Her “expeditionary” profile is due to this bow profile as well as the Portuguese bridge and pilothouse, features that contribute to her functionality as well as aesthetics. The Bering 95 is every bit as capable as she looks and with her enormous fuel capacity she can travel well over 6,000 nautical miles with full tanks.

The interior of the Bering 95 is truly cavernous! Her 26’1” beam is considerably wider than most of her peers. This immense beam provides spacious living quarters above and below deck even with the port and starboard side decks which make for safer and more convenient handling of docking and mooring lines. While specific layout details are at the discretion of the owner, the saloon typically features a large L-settee on the aft starboard saloon wall with a coffee table and freestanding furniture inboard. A dining table perfect for entertaining large groups is situated in the forward portion of the saloon. This separation of seating areas allows groups to spread out while socializing in the saloon area.

The galley, which is immediately forward of the dining area, is on the same level as the saloon as opposed to being located up in the pilothouse as on some designs. This is a real convenience; especially when setting food out on the table or when the cook simply wants to be a part of the action in the saloon. One possible option would be to have a motorized partition that rises up from the counter between the galley and dining area allowing for continuity between the galley and saloon or separation, depending on circumstances. Speaking of the galley, the cook will find plenty of space for all the amenities they’re used to from home given the tremendous space available in the Bering 95. Warming drawers, multiple refrigeration units, professional cooking appliances and more can all be chosen by the owner to create the ideal kitchen environment. Likewise, various choices of wood or tile flooring as well as granite or synthetic countertop surfaces allow you to match your galley with your chosen interior styling preferences.

The master stateroom on the Bering 95 is nothing short of extraordinary! It has been located forward of the galley and occupies the entire forward portion of the main deck. Being located on the main deck provides a real convenience over the more typical placement of the master suite in the lower deck, no stairs. In addition to being far more convenient, the master suite offers maximum privacy given the fact it is completely separated from the lower staterooms. A king size mattress easily fits in this stateroom with plenty of drawer storage underneath. There’s abundant real estate available for

desk space, hanging lockers, lounging space, en suite clothes washer and dryer, etc. The Bering 95 makes excellent use of the forward space by placing the master head here.

The lower staterooms are accessed via staircases from the main deck. The 95's lower deck provides tremendous floor space, allowing for a high degree of layout flexibility based on the owner's needs. If you are looking to maximize accommodations, than you can choose to have up to eight individual staterooms down below. Crew cabins can be located forward with a small lounge area and kitchenette if you desire or they can be located aft closer to the machinery spaces.

On the upper deck is the pilothouse, of which the forward portion houses the steering station and all the typical displays and controls found aboard. There's plenty of dash space for large format display screens as well as a full complement of electronics and displays chosen by the owner. A settee and table sit immediately aft of the captain's helm chair. Aft of the steering station is another room that can be configured as requested, for example it could serve as an exercise studio or dedicated captain's quarters. There's enough space for a day head up here, an amenity sure to be appreciated by the on-watch crew while at sea.

The aft flybridge deck is clean and uncluttered, perfect for storing multiple tenders and a powered davit. There's also plenty of room for a built in grill and refrigeration units. Above the pilothouse is an open air sundeck and lounging space. The views from up here are simply the best aboard! You can choose to have a hot tub located up here in addition to bar and/or settee seating. If you can dream it up, Bering can build it for you.

FULL SPECIFICATIONS HULL

- **The hull and superstructure are made of A36 marine steel. The underwater hull is 10 mm thick, hull sides are 6 mm, and superstructure 5 mm.**
- **The hull is divided by five watertight bulkheads creating six compartments.**
- **Flybridge arch, mast and furniture (on flybridge and on cockpit) are made of fiberglass.**
- **The hull below the waterline is covered with three layers of black antifouling paint.**
- **Hull above the waterline, deck and superstructure painted with *Alexseal*.**
- **Yacht quality fairing above the waterline with *Alexseal* paint finish.**
- **All watertight bulkheads are made of reinforced steel construction, with sound and thermal insulation per *Bering Yachts* drawings.**
- **All the interior steel surfaces of the vessel are treated with epoxy primer after thorough surface preparation.**
- **Appropriate zinc plates installed for galvanic protection.**

ENGINES

- **(2) *Cummins* QSK19 MCRS 600 HP @ 1800 rpm continuous duty rated, raw water, heat exchanger cooled with wet exhaust. 24V electrical. Combined total power of 1,200 HP. *Glendinning* EEC4 electronic engine controls pilot house and flybridge. Dual 7" color engine display in pilot house. Dual 4" color engine display on flybridge.**
- **Main engines installed on soft engine mounts model 1600-3 with weight adjusters.**
- **(2) *ZF* W350 marine transmissions with 5.0:1 reduction gear - clockwise rotation (right handed). Includes live PTO and load sense pump (130CCM, SAE-CC).**
- **(2) *Seatorque* ST-300 shafts.**
- **(2) *ZF* 5-blade 60/60" NiBrAl propellers.**
- **(2) Sea water intake with *Groco* 3" strainers for engines.**
- ***Reverso* GP-3014-24 (4 valves 24V) oil change system for engines.**
- ***Reverso* GP-3012-24 (2 valves 24V) oil change system for gear boxes.**
- **(2) *Centek* vertical combo-sep mufflers with *De Angelo* exhaust mixers. Exhaust outlets on port and starboard sides of the hull.**

STEERING SYSTEM

- **(2) 15 square foot air foil steel rudders with 4" diameter steel rudder stock mounted on rudder shoe bearings. Rudder posts in lazarette above waterline and attach to bronze rudder arms.**
- ***Kobelt* hydraulic power steering system - model 7085.**
- **1.5 kNm steering gear torque.**
- **740 PSI operating pressure.**
- **Number of wheel turns power: 4.5 - 4.6.**
- **Number of wheel turns manual: 28-84.**
- **Number of steering stations: 2.**
- **Hydraulic power unit motor pump.**
- **Aluminum hydraulic oil reservoir and stainless steel manifold with valves.**
- **3.5" cylinder 10" stroke and 3.5" servo cylinder 10" stroke.**
- **Emergency tiller in the lazarette.**
- **Zinc anodes on rudders to ensure galvanic corrosion protection.**

MOORING SYSTEM

- **(2) 250Kg *N*-type Pool stainless steel anchors. Fitted using 316 stainless steel pockets - port and starboard.**
- **Divided chain locker with fresh water flush system, drains overboard.**
- **400 Feet of 16mm zinc coated anchor chain per side. Rated for high working loads.**

- **316 polished stainless steel bow protection plate.**
- **(2) *Maxwell* 6000 series hydraulic winches with on deck foot switches and remote controls at pilothouse and on flybridge.**
- **Digital chain counters with displays in pilothouse and on flybridge. Dual chain stoppers with tensioners. Stainless steel, grooved bow rollers. Rated Capacity at Chainwheel - 6000 lbs/2720 Kg Chain Speed - 46 ft/min / 14 m/min Required Hydraulic Pressure - 3300 p.s.i. / 226 Bar**
- **(2) *Sidepower* SH550/386TC hydraulic thrusters - bow and stern. Duty thrust up to 1210 lbs / 550kg Tunnel I.D. - 15.2 in / 386 mm Hydraulic power up to 57.8 Hp / 43.1 kW**
- **(3) heavy duty bollards installed on bow. (4) heavy duty bollards mounted on the aft deck. Two stainless steel hawse pipes with horn cleats mounted amidship port and starboard. All mooring components are polished stainless steel with chafe guards.**
- **(2) *Muir* V3500 (1,500W 24V) electric rope capstans mounted in cockpit.**

ELECTRICAL SYSTEM

- **a. Main features**
- **Entire AC and DC electrical system designed and installed in compliance with CE and ABYC electrical standards.**
- **50-60 Hz 120/240V AC power standard.(50 Hz 230/380V AC power system available as an option).**
- **24V DC power standard.**
- **24/12V DC electronics power.**
- ***Victron Orion* 24/12-25A DC-DC converter located in pilothouse.**
- **Primary distribution 120V/240V AC and 24 V DC electrical panels, inverters, battery chargers, batteries and battery management panels are located in the engine room.**
- **Secondary 24V DC and 12V DC panels are located in the pilot house.**
- **All wires are labeled at each end.**
- **All wire connections are properly insulated.**
- **All electrical hardware is bonded to the hull.**
- **Dedicated circuit breaker for each circuit.**

- **b. Power source**
- **GENERATORS**
- **(2) *Onan* 40QD model MDDCA 40 kW 120V/240V 60Hz four cylinder generators enclosed in soundshields installed in engine room. Wet exhaust muffler with exhaust separator.**
- **(1) *Onan* 23QD model MDKBV 23 kW 120V 60Hz four cylinder generator enclosed in soundshield located in lazarette. Wet exhaust muffler with**

exhaust separator.

- (3) Sea water intake with *Groco* 1½" strainers for generators.
 - All three generators have digital display controls in pilothouse.
 - All three generators have automatic safety shutdowns with fault indicators.
 - (3) *Racor* 1000 fuel filters with 30 micron elements.
 - *Reverso* GP-3012-24 (4 valves 24V) oil change system for generators.
 - SHORE POWER
 - (2) *Cablemaster* CM-8 100 Amp 24VDC shore cord managers.
 - (2) 100 Amp 120V/240V 30 meters shore power cords in Cablemasters.
 - (2) 100 Amp shore power breaker boxes.
 - (2) marine isolation transformers 100KVA/440V/50-60Hz.
 - BATTERIES
 - (21) *Vision* 4D 240AH AGM batteries, deep cycle, 12 VDC. Total capacity is 5,040 Amp Hours.
 - All starter batteries charged by (2) engine (80 Amps each) and (3) generator driven alternators (40 Amps each).
 - Electrical system status controller *Victron* VE. Net Blue Power Panel 2 (BPP2) located in pilothouse.
 - *Victron* BMV-702 battery display located in pilothouse.
 - *Victron Phoenix* charger 12/30 for charging electronics backup battery located in pilothouse.
 - *Victron Skylla-i* 24/100 charger (110VAC/45-65Hz) for charging starting battery from generator or shorepower.
 - (4) *Victron MultiPlus* 5kW (24/5000/120-100 110V VE.Bus) inverter/chargers for charging house battery bank from generator or shorepower.
 - (2) 4D 240AH *Vision* AGM batteries for the engines start with crossover switch. Connected in series for 24 VDC.
 - (2) 4D 240AH *Vision* AGM batteries for the generators start with crossover switch. Connected in series for 24 VDC.
 - (2) 4D 240AH *Vision* AGM batteries for 13.5 kW generator start. Connected in series for 24 VDC.
 - (12) 4D 240AH *Vision* batteries for house system.
 - (1) 4D 240AH *Vision* batteries for nav/com electronics located in pilothouse.
 - All batteries covered with fiberglass caps.
 - Battery cutoff switches located in the engine room.
- c. Lighting system and power outlets
- All interior lights are 110V AC and 24VDC LED.
 - Exterior lights (LED and Halogen) are waterproof to IP-67 standards.

- **110V AC fluorescent and 24V DC LED lights in engine room.**
- **(6) LED underwater lights. Two mounted outboard and four mounted aft, all below the swim platform.**

- **d. Controls and alarms**
- **(3) Onan generators digital LCD displays mounted in the pilothouse dash, each with start/stop button.**
- **(2) Glendinning twin engine throttle controls in pilothouse and flybridge.**
- **(2) Cummins engine 7" color monitors mounted on pilothouse dash.**
- **(2) Cummins engine 4" color monitors mounted on flybridge.**
- **Marinco ship monitoring system with all tank sensors, high bilge water sensors, weather station (review and credit for Maretron with same and a few temp, engines, bilge gauges).**
- **Racor fuel filters have pressure gauges and water alarms.**
- **Kobelt manual hydraulic steering pumps in the pilothouse and on flybridge.**
- **(2) Maxwell 6000 remote dual windlass control station with chain counter at pilothouse helm and flybridge.**
- **SidePower hydraulic bow and stern thrusters with proportional controls in the pilothouse and flybridge.**
- **All electric bilge pumps have manual/auto rocker switches.**
- **Bilge pump system display panel with "ON" indicators with bilge pump and high water sensor audible alarms.**
- **(5) Exalto windsheild wiper controls in pilothouse.**
- **Exalto windshield washdown control in the pilothouse.**
- **Dometic watermaker digital control panel in the pilothouse.**
- **(2) Carlisle & Finch search light switches with remote controls in the pilothouse and flybridge.**
- **Buell dual trumpet marine horn switch in the pilothouse and flybridge.**
- **(8) Headhunter analog fuel tank level gauges and (2) visual fuel gauges on each day tank.**
- **Dometic analog level gauge for fresh water tanks in pilothouse and visual water gauge on fresh water tank in cofferdam.**
- **(4) Dometic analog level gauges for ballast tanks in pilothouse.**
- **Dometic analog gray water tank level gauge.**
- **Dometic analog black water tank level gauge.**
- **Fireboy FR-8000 central smoke alarm system with two monitors.**
- **Fireboy engine room and lazarette fire alarm.**

FIRE ALARM AND SAFETY SYSTEM

- **(2) Fireboy FR-8000 safety alarm monitors located in pilot house.**
- **Fireboy AP65-PESD-02-TB-R smoke detector system in each room.**

- **Fireboy CMD-4MR combination carbon monoxide (CO) in each room on lower deck.**
- **Fireboy Xintex automatic deployment fire suppression canisters in the engine room and lazarette.**
- **Remote control pull handle for manual deployment of Fireboy system in engine room and lazarette from cockpit.**
- **Fire extinguishers in all rooms.**
- **Fireboy system includes automatic shut off for engines, generators and air intake fans.**

BILGE PUMP SYSTEM

- **(12) Johnson 4,000 gallon/hour bilge pumps.**
- **Each bilge has an Ultra SR automatic high water alarm bilge pump switch installed.**
- **Forespar marelon vented loops, MF 839-13/4", on bilge pump discharge hoses.**
- **Bilge pump system display panel with "ON" indicators with bilge pump and high water sensors audible alarms.**
- **Desmi S80-70-275N/D02 electric self-priming centrifugal emergency bilge/fire pump. "S" motor with 3 phase 60 Hz, M1-4 4,8kW.**

FUEL SYSTEM

- **(6) Main fuel tanks. Total capacity 11,200 gallons/42,400 liters.**
- **(2) "Day Tank" fuel tanks. Total capacity 800 gallons/3,030 liters .**
- **(2) 1" ventilation pipes of each tank.**
- **HeadHunter MO-3006 fuel level sentry six tanks monitor with analog sensor in each fuel tank. Visual fuel gauges on each tank.**
- **HeadHunter MO-2000 fuel level sentry monitor with analog sensor in each day tank. Visual fuel gauges on each day tank.**
- **3" stainless steel fuel intake manifold with 1" steel piping.**
- **3" stainless steel fuel outflow manifold with 1" steel piping.**
- **Reverso aluminum fuel feed manifold with 1/2" valves and fuel hoses to each engine and generator.**
- **Reverso fuel polishing and transfer system - 210 GPH, Series - 'S' Class, marine version, 7 day digital timer, 110V, with fuel conditioner.**
- **Desmi GP33EM 480 gallons/hour auxiliary fuel transfer pump.**
- **Central fueling station on starboard side with steel pipe connections and 2" steel pipe lines to all six main tanks.**
- **Day tanks provide fuel feed for all engines and generators.**
- **Cummins engines equipped with Racor 75/1000 dual filter/separators using 30 micron filter elements and including vacuum pressure gauges.**
- **Onan generators equipped with Racor 1000 fuel filter/separators using 30 micron filter elements and including vacuum pressure gauges.**

FRESH WATER SYSTEM

- **Built-in 1,500 gallons / 5,670 liters fresh water tank . Steel construction with baffles and inspection plate, coated with FDA approved enamel.**
- ***Trident* 1" water tank ventilation hose.**
- **Fresh water tank includes inspection hatch, sight gauge, shut-off valves, and 1-1/2 " stainless steel water intake.**
- **(3) *HeadHunter* fresh water pumps: (2) Mach 5 - fresh water pump 110V and (1) XR-124 24V. 45 PSI, 60 liters per minute. 100 liters *Headhunter* PT-102 accumulator pressure tank.**
- **Cold water manifold with valves located in the cofferdam.**
- **Hot water manifold with valves located in the cofferdam.**
- **PPR color coded piping for fresh water lines.**
- **(2) *Torrid* 40 gallon marine water heaters located in the cofferdam.**
- ***Spot Zero* fresh water purifier model 3000 SZ3000ZWM located in engine room.**
- ***Sea Xchange* 30V SX2200Z 2200 gallons/9,000 liters a day watermaker located in engine room.**

BLACK AND GRAY WATER SYSTEMS

- ***SeaLand* DTM12 fresh water tank level monitor. Monitors the level in the fresh water, gray water and black water tanks. Located in the pilothouse.**
- **600 gallons/2,270 liters integrated gray water tank with enamel coated interior to seal the steel tank and includes a level indicator.
(2) *Headhunter Vortex* overboard macerator pumps: 3/4 HP pump (110V) and 3/4HP pump (24V), shore pump out.**
- **600 gallons/2,270 liters integrated black water tank with enamel coated interior to seal the steel tank and includes a level indicator.
(2) *Headhunter Vortex* overboard macerator pumps: 3/4 HP pump (110V) and 3/4HP pump (24V) for shore pump out.**
- **(2) *Trident* 1½ " ventilation hoses for each tank - Gray water and Black water. One vent on each side of the boat for cross flow circulation.**
- **PVC piping (D40mm) for Black and Gray water plumbing lines.**

SEA WATER SYSTEM

- **Engines and generators are sea water water cooled with stainless steel sea cocks and *Groco* strainers.**
- **(2) built-in sea chests connected by *Trident* 100-250-2000 hose with two way valves.**
- **Sea water intake with (2) *Groco* 3" strainers for engines,
(3) *Groco* 1¼" sea water intakes for generators, (1)*Groco* 1½ " for air conditioner, (1) *Groco* 3/4" for watermaker.**

- **All through hull fittings and sea cocks are stainless steel.**

BALLAST SYSTEM

- **(4) Built-in ballast tanks totalling 5,280 gallons/20,000 litres with distribution manifold, intake and discharge valves.**
- **2" PPR piping for sea water intakes.**
- **Stainless steel transfer manifold for ballast tanks using 2" PPR piping.**
- **Ballast transfer pump.**
- **HeadHunter SYM-XR electric water sensors in each tank. HeadHunter MO-3004 sentry monitor for levels of all four ballast tanks located in pilothouse.**
- **Control panel with switch and (4) 2" stainless steel ball valves for ballast system located in the engine room.**

AIR CONDITIONING, VENTILATION SYSTEMS

- **Cruisair entral chilled water system - total capacity 276,000 BTU with reverse cycle heating. Auxiliary electric heaters MCGV180SRC-2STG-240/1/60, two stage base, two stage PVC SW manifold, two stage copper CW manifold. Seawater pump is an ASY P700 240/1 3.75". Chilled water pump is an ASY P711 240-1P 1.5 HP.**
- **Cruisair air conditioning units:**
- **Upper Deck, Pilot House - 24,000 BTU AU24HVZ-3.0KW 8"MR 110V.**
- **Upper Deck, Salon/Office - 24,000 BTU AU24HVZ-3.0KW 8"MR 110V.**
- **Main Deck, Main Salon - total capacity 48,000 BTU 2xAU24HVZ-3.0KW 8"MR 110V.**
- **Main Deck, Galley - 18,000 BTU AU18HVZ-FC-1.5KW7"MR 110V.**
- **Main Deck, Master Staterooms - 24,000 BTU AU24HVZ-3.0KW 8"MR 110V.**
- **Lower Deck, Guest Staterooms #1 (Starboard) - 18,000 BTU AU18HVZ-FC-1.5KW7"MR 110V.**
- **Lower Deck, Guest Staterooms #2 (Port) - 18,000 BTU AU18HVZ-FC-1.5KW7"MR 110V.**
- **Lower Deck, Guest Staterooms #3 (Starboard) - 12,000 BTU AU12HVZ-FC-1.5KW6"MR 110V.**
- **Lower deck, Guest Staterooms #4 (Port) - 12,000 BTU AU12HVZ-FC-1.5KW6"MR 110V.**
- **Lower Deck, Play room - 12,000 BTU AU12HVZ-FC-1.5KW6"MR 110V.**
- **Lower Deck, Crew common room - 12,000 BTU AU12HVZ-FC-1.5KW6"MR 110V.**
- **Lower deck, Crew quarters #1 (Starboard) - 9,000 BTU AU9HVZ-FC-1KW6"MR 110V.**
- **Lower Deck, Crew quarters #2 (Port) - 9,000 BTU AU9HVZ-FC-1KW6"MR 110V.**

- **Lower Deck, Engine Room - 24,000 BTU AU24HVZ-3.0KW 8"MR 110V.**
- **Make up air for ventilation systems - 12,000 BTU AT12HVZ-MU-FC-1.5KW6"MR 110V, SS.**
- **(2) independent ventilation systems - one on Starboard side and the other on the Port side using (2) Dometic centrifugal fans F1-C4-H, 4" inlet and outlet. 4.7 inch., 2.9" wheel, 1/3 HP, 450 RPM, 110V, 1 PH, 60Hz. 300 CFM @ 1.25 inch. SP, 250 CFM@1.75 inch. S.P.**
- **Engine room and lazarette both feature intake and outflow blowers. F1-120-0845H-50 fan, axial, 12 inch ID with aluminum housing (powder coated Matterhorn white). Motor frame, 0.75 HP, 110V/1/60, 2,875 RPM Motor with 8x45 degree PPG composite blades for 2,910 CFM free air. (2) D-ALE-24 Dampers, aluminum blades and frames (powder coated gloss white, 14 inch (width) x 14 inch (height) x 4 inch (depth). 24 VDC actuator.**

HYDRAULIC SYSTEM

- ***SidePower* integrated hydraulic system. Includes all necessary blocks, hoses and components to operate bow and stern thrusters, plus two windlasses.**
- **The integrated hydraulic system is driven by live PTOs on the main engines and two clutch PTOs on the generators.**
- ***SidePower* SMERR-130-CC4 hydraulic pumps (130CCM, SAE-CC, right (clockwise) rotation mounted on engines. *SidePower* SMJRL-045-B2 hydraulic pumps (45CCM, SAE-B, left (counter clockwise) rotation mounted on generators**
- **(2) *Maxwell* 6000 series hydraulic winches . Required Hydraulic Pressure - 3300 p.s.i. / 226 Bar Hydraulic Oil Flow recommended - 6.8 US gallons/min / 26 litres/min Oil Qty per gearbox - 1.2 litres**
- **(2) *Sidewater* SH550/386TC hydraulic thrusters - bow and stern.**
- **All hydraulic hose and fitting connections are secured with using high-pressure flexible hoses.**

INSULATION

- **Engine room insulated with 4" composite insulation per *Bering Yachts* drawings.**
- **Aluminum perforated panels installed on the ceiling and walls in the engine room and lazarette.**
- **Engines exhaust pipes wrapped and finished with carbon fiber covers.**
- **Sound insulation barrier installed between the engine room and living quarters.**
- **All bulkheads, ceilings and hull sides have acoustic and thermal insulation.**
- **All insulation materials are fire resistant.**

ENGINE ROOM

- Lazarette access via watertight door.
- Engine room access via staircase from salon and main deck.
- Engine room insulated with 4" thick composite material per *Bering Yachts* drawings.
- Aluminum perforated panels for the ceiling and walls.
- Soundproof fiberglass flooring with anti-slip surface.
- Engines exhaust pipes wrapped and finished with carbon fiber covers.
- (2) *Cummins* QSK19 MCRS 600 HP @ 1800 rpm continuous duty rated, raw water, heat exchanger cooled with wet exhaust. 24V electrical. Combined total power of 1,200 HP.
- (2) *Centek* vertical combo-sep mufflers with *De Angelo* exhaust mixers. Exhaust outlets on port and starboard sides of the hull.
- Main engines installed on soft engine mounts model 1600-3 with weight adjusters.
- *Reverso* GP-3014-24 (4 valves 24V) oil change system for engines and generators.
- *Cummins* engines equipped with *Racor* 75/1000 dual filter/separators using 30 micron filter elements and including vacuum pressure gauges.
- *Reverso* fuel polishing and transfer system - 210 GPH, Series - 'S' Class, marine version, 7 day digital timer, 110V, with fuel conditioner.
- *Desmi* GP33EM 480 gallons/hour auxiliary fuel transfer pump.
- (2) "Day Tank" fuel tanks. Total capacity 800 gallons/3,030 liters .
- (2) visual fuel gauges on "day tanks".
- (3) visual fuel gauges on main tanks.
- 3" stainless steel fuel intake manifold with 1" steel piping.
- 3" stainless steel fuel outflow manifold with 1" steel piping.
- *Reverso* aluminum fuel feed manifold with 1/2" valves and fuel hoses to each engine and generator.
- (2) *ZF* W350 marine transmissions with 5.0:1 reduction gear - clockwise rotation (right handed). Includes live PTO and load sense pump (130CCM, SAE-CC) by each gear box.
- *Reverso* GP-3012-24 (2 valves 24V) oil change system for gear boxes.
- (2) *Seatorque* ST-300 shafts.
- (2) *Onan* 40QD model MDDCA 40 kW 120V/240V 60Hz four cylinder generators enclosed in soundsheilds installed in engine room. Wet exhaust muffler with exhaust separator.
- *Onan* generators equipped with *Racor* 1000 fuel filter/separators using 30 micron filter elements and including vacuum pressure gauges.
- (4) *Victron MultiPlus* 5kW (24/5000/120-100 110V VE.Bus) inverterchargers.
- *Victron Phoenix* Charger 12/30.
- *Victron Skylla-i* 24/100 charger (110VAC/45-65Hz).

- (18) *Vision* 4D 240 AMP, deep cycle, 12 VDC.
- *Spot Zero* fresh water purifier model 3000 SZ3000ZWM.
- *Sea Xchange* 30V SX2200Z 2200 gallon/9,000 liters a day watermaker.
- (2) built-in sea chests connected by *Trident* 100-250-2000 hose with two way valves.
- Sea water intake with (2) *Groco* 2½" strainers for engines, (3) *Groco* 1¼" sea water intakes for generators, (1) *Groco* 1½" for air conditioner, (1) *Groco* ¾" for watermaker.
- 2" PPR piping for sea water intakes of ballast system.
- Stainless steel transfer manifold for ballast tanks using 2" PPR piping.
- Control panel with swith and (4) 2" stainles steel ball valves for ballast system.
- *Cruisair* entral chilled water system - total capacity 276,000 BTU with reverse cycle heating. Auxiliary electric heaters MCGV180SRC-2STG-240/1/60, two stage base, two stage PVC SW manifold, two stage copper CW manifold. Seawater pump is an ASY P700 240/1 3.75". Chilled water pump is an ASY P711 240-1P 1.5 HP.
- *Cruisair* air conditioning unit 24,000 BTU - AU24HVZ-3.0KW 8"MR 110V.
- Intake and outflow blowers. (2) *Dometic* F1-120-0845H-50 fans, axial, 12 inch ID with aluminum housing (powder coated Matterhorn white). Motor frame, 0.75 HP, 110V, 2,875 RPM motor with 8x45 degree PPG composite blades for 2,910 CFM free air. (2) *Dometic* D-ALE-24 dampers, aluminum blades and frames (powder coated gloss white), 14 inch (width) x 14 inch (height) x 4 inch (depth). 24 VDC actuator.
- *SidePower* hydraulic unit.
- (2) *SidePower* SMERR-130-CC4 hydraulic pumps (130CCM, SAE-CC, right (clockwise rotation) mounted on engines. (2) *SidePower* SMJRL-045-CC4 hydraulic pumps (45CCM, SAE-CC, left (counter clockwise rotation) mounted on generators.
- (4) *Johnson* bilge pumps - 4,000 gal/hour.
- (4) *Ultra SR* automatic bilge pumps switches with built-in isolated high water alarm switch (at 3").
- Work bench with sink.
- Storage shelves.
- Storage cabinets.
- 110V AC fluorescent and 24V DC LED lights.
- 110V covered GFCI duplex electrical outlet.
- *Fireboy* AP65-PESD-02-TB-R smoke alarm sensor.
- *Fireboy* CMD-4MR CO alarm .
- *Fireboy Xintex* automatic deployment fire suppression canisters.
-

LAZARETTE

- **Freeman** pantograph watertight door connecting lazarette to swim platform. 31" wide x 65" tall.
- Lazarette insulated with 4" thick composite material per *Bering Yachts* drawings.
- Aluminum perforated panels installed on the ceiling and walls.
- (1) *Onan* 23QD model MDKBV 23 kW 120V 60Hz four cylinder generator enclosed in soundshield located in lazarette. Wet exhaust muffler with exhaust separator.
- (2) *Vision* 4D 240 Amp AGM batteries.
- *Kobelt* hydraulic power steering system - model 7085.
- 1.5 kNm steering gear torque.
- 740 psi operating pressure.
- Number of wheel turns power: 4.5 - 4.6.
- Number of wheel turns manual: 28-84.
- Hydraulic power unit motor pump.
- Aluminum hydraulic oil reservoir and stainless steel manifold with valves.
- 3.5" cylinder 10" stroke and 3.5" servo cylinder with 10" stroke.
- Emergency tiller in the lazarette.
- (2) *Kobelt* rudder position sensors.
- *Sidepower* SH550/386TC stern hydraulic thruster.
- (2) *Cablemaster* CM-8 100 Amp 24VDC shore cord managers.
- (2) 100 Amp 120V/240V 30 meters shore power cords in *Cablemasters*.
- (2) 100 Amp shore power breaker boxes.
- (2) marine isolation transformers 100KVA/440V/50-60Hz.
- (2) *Johnson* bilge pumps - 4,000 gal/hour.
- (2) *Ultra SR* automatic bilge pumps switches with built-in isolated high water alarm switch (at 3").
- LED lights 110V AC and 24V DC.
- *Fireboy* AP65-PESD-02-TB-R smoke alarm sensor.
- *Fireboy* CMD-4MR CO alarm .
- *Fireboy Xintex* automatic deployment fire suppression canisters.

COFFERDAM

- Hatch access with stairs from the companionway on the lower deck.
- Access to all tank inspection hatches.
- Cold water manifold with valves located in the cofferdam.
- (2) *Torrid* 40 gallons marine water heaters located in the cofferdam.
- Hot water manifold with valves located in the cofferdam.
- (3) *HeadHunter* fresh water pumps: (2) Mach 5 - fresh water pump 110V and (1) XR-124 24V. 45 PSI, 60 liters per minute. 100 liters *Headhunter* PT-102 accumulator pressure tank.
- UV in-line water filter. 40 liters/minute, 110 V.

- (2) *Headhunter Vortex* overboard macerator pumps for black water: 3/4 HP pump (110V) and 3/4HP pump (24V), shore pump out.
- (2) *Headhunter Vortex* overboard macerator pumps for gray water: 3/4 HP pump (110V) and 3/4HP pump (24V) for shore pump out.

FULL SPECIFICATIONS 2 OUTFITTING

- a. Flybridge
 - Teak decks.
 - Access from the office/salon via stairs with *Diamond Seaglaze* aluminum 575 series weathertight door.
 - Scupper drains for rapid evacuation of water overboard.
 - Fiberglass molded-in settees with storage beneath.
 - Teak dining table in front of settee.
 - Fiberglass counter top with built-in sink and faucet.
 - Electric barbeque grill.
 - Fresh water wash down hose bib.
 - Stainless steel framed venturi windshield with dark Acrylic panels.
 - Fiberglass arch and roof.
 - Stylized fiberglass mast to support and mount navigation antennas, radar arrays, communication domes and lights.
 - (2) *Carlisle & Finch* 12-inch chrome searchlights. 110 VAC lamp with joystick (remote control) operation from the pilot house.
 - Forward and aft facing LED deck flood lights.
 - (4) *Aqua Signal* 1,000W, halogen flood lights mounted aft, forward, port and starboard.
 - LED courtesy lighting along walk way.
 - *Buell* dual trumpet air horn.
 - *Hella* NaviLED navigation lights.
 - *Hella* NaviLED Anchor lights.
 - *Shakespeare* PA / deck horn / hailer / PA speaker on arch.
 - 44" high stainless steel 2" diameter safety rails.
 - 66" stainless steel flagpole.
 - Bering 95 name insignia signs mounted on both sides of the flybridge.
 - *Hella* LED courtesy lights.
 - *Hella* LED overhead lights.
 - (7) *Hella* recessed LED flood lights.
- b. Forward deck
 - Teak decks.
 - 44" high stainless steel 2" diameter safety rails.
 - 66" tall 1.5" diameter stainless steel ensign staff.
 - *Freeman* series 2400 flush deck aluminum hatch (24" x 24") access to

chain lockers with flat top and yoke hinge.

- **(2) *Maxwell* 6000 series hydraulic winches with on deck foot switches. Digital chain counters. Dual chain stoppers with tensioners. Stainless steel, grooved bow rollers.**
- **(3) heavy duty bollards.**
- **(2) fiberglass molded-in settees with storage beneath.**
- **(2) Teak high/low (as option) tables in front of settees.**
- **Portuguese bridge (with storage lockers facing walkway). Capped with varnished teak handrail 9" (225mm) width x 3" (75) height.**
- **Fresh water hose bib for wash down.**
- **LED courtesy lights.**

c. Upper deck

- **Teak decks.**
- **44" high stainless steel 2" diameter safety rails.**
- **66" tall 1.5" diameter stainless steel ensign staff.**
- **Fresh water hose bib for wash down.**
- **Access to the upper deck from hinged pilothouse doors, port and starboard.**
- ***Steelhead* CT-2500 four function hydraulic yacht crane with 18' reach and 2,500 lbs. lifting capacity with remote control.**
- **Dinghy and outboard - optional.**
- **Custom fabricated fiberglass dinghy cradle with tie down securing straps - optional.**
- **(2) *OceanMaster* LR 16 person SOLAS life rafts installed, one to port, one to starboard.**
- **Fresh water hot tub , 2×2 meters, with stairs and bar counter attached (as option).**
- **Curved settee around hot tub (as option).**
- **LED courtesy lights.**
- **LED overhead lights.**

d. Main deck

- **Teak decks.**
- **Stainless steel railing with varnished teak handrail.**
- **Vents for all fuel and fresh water tanks are located inside the bulwark.**
- **Central fueling station recessed into superstructure amidships on port side. This single fill location allows for convenient replenishment of all fuel tanks.**
- **(2) deck fills for fresh water tank on port side.**
- **Gray and black water pump-out station on port side.**

- (2) Fresh water hose bibs at the transom.
 - Stairs on port side from main deck to the upper deck.
 - Forward facing oval shaped settee with matching varnished teak oval table.
 - Kitchenette cooking station located just aft of the salon and featuring a gas barbeque grill, three burner electric stove top, deep stainless steel sink with faucet and including storage cabinets below.
 - Transom gates port and starboard at aft end of cockpit.
 - (2) *Cablemaster* CM-8 100 Amp 24VDC shore cord managers.
 - *Hella* LED courtesy lights.
 - *Hella* LED overhead lights.
 - (7) *Hella* recessed LED flood lights.
 - (6) stainless steel fishing rod holders at the transom.
-
- e. Swim platform
 - Teak decks.
 - Access from swim platform to cockpit via stairs to port and starboard.
 - *Freeman* model 1430 pantograph watertight transom door connecting swim platform to the lazarette 31"x65".
 - (5) 2" diameter, 3' tall, 316 stainless steel removable U-shape rails with self draining stainless steel bases .
 - (2) fresh water faucets.
 - (2) *Scandvik* hot and cold fresh water shower boxes.
 - (4) 12" stainless steel fold-down cleats.

INTERIOR

- a. Pilot house
- Owner's choice of solid stock 1/2" thick wood flooring.
- All interior bulkheads and doors are wood veneer with matte varnish finish.
- (2) *Diamond Seaglaze* aluminum 575 series weathertight doors - port and starboard. Insides of doors are covered with varnished wood veneer.
- Forward windows (5 front and two side) are 19 mm tempered glass with built-in electric heating wires for defrosting. Side windows are tinted glass with pleated window blinds.
- Overhead panels are *Kalmia* black microfiber cloth material.
- All overhead lights are dimmable LED.
- Array of red LED lights above the dash console.
- Amber lights above the chart table.

- **Red LED courtesy lights.**
 - **All pilot house cabinetry and furniture is varnished wood veneer with solid wood corners.**
 - **The dash console and window frames are finished with varnished dark veneer wood.**
 - **30" diameter stainless steel destroyer steering wheel with wooden spoke inserts.**
 - ***LleBroc LX II* helm chair with black leather and folding foot rest.**
 - **Leather upholstered helm bench settee with varnished teak table.**
 - **59" x 31" full size chart table built in to aft side.**
 - **Dash console and forward overhead console comprises efficient layout of all the vessel electronics and machinery controls.**
 - ***Vimar* electrical outlets with USB connections.**
 - ***Cruisair* 24,000 BTU air conditioning unit - AU24HVZ-3.0KW 8"MR 110V.**
 - **Adjustable teak overhead louvers for air conditioning and ventilation.**
 - ***Fireboy* AP65-PESD-02-TB-R smoke alarm sensor.**
 - **Fire extinguisher.**
-
- **b. Salon/Office**
 - **Owner's choice of solid stock 1/2" thick wood flooring.**
 - **All interior bulkheads and doors are wood veneer with matte varnish finish.**
 - ***Diamond Seaglaze* 1500 mm - wide weathertight French door to aft deck. Inside covered with varnished teak veneer.**
 - **Tinted windows with pleated window blinds.**
 - **Lifting the window from office to pilot house with electric drive.**
 - **Overhead panels are *Kalmia* white microfiber cloth material.**
 - **All overhead lights are dimmable LED.**
 - **LED wall lights.**
 - **LED courtesy lights.**
 - **(2) wood desks with cabinets.**
 - **Pull-out couch converts to double bed located in port side.**
 - **All cabinetry and furniture is varnished wood veneer with solid wood corners.**
 - **All varnished wood cabinetry - lockers and drawers.**
 - **Cabinets with frame for 60" flat screen LCD television (TBD) on the lift , with receiver and media center.**
 - ***Vimar* electrical outlets with USB connections.**
 - ***Cruisair* 24,000 BTU air conditioning unit - AU24HVZ-3.0KW 8"MR 110V.**
 - **Adjustable wood overhead louvers for air conditioning.**
 - ***Fireboy* AP65-PESD-02-TB-R smoke alarm sensor.**
 - **Fire extinguisher.**

- c. Head on the upper deck
 - Ceramic tile floors.
 - All interior bulkheads and doors are wood veneer with matte varnish finish.
 - Tinted windows with pleated window blinds.
 - Overhead panels are *Kalmia* white microfiber cloth material.
 - All overhead lights are LED.
 - LED courtesy lights.
 - All cabinetry and furniture is varnished wood veneer with solid wood corners.
 - Vanity with *Corian* countertop.
 - Ceramic sink with stainless steel premium faucet (TBD).
 - Mirrors above the vanity.
 - *SeaLand (Dometic) MasterFlush 8689* electrical fresh water toilet with bidet.
 - Vimar multiple duplex electrical outlets GFCI.
 - Exhaust blower on timer for ventilation.
 - *Fireboy* AP65-PESD-02-TB-R smoke alarm sensor.
-
- d. Main salon
 - Owner's choice of solid stock 1/2" thick wood flooring.
 - All interior bulkheads and doors wood veneer with matte varnish finish.
 - *Diamond Seaglaze* 1500 mm - wide weathertight French door to aft deck. Inside covered with varnished wood veneer.
 - *Diamond Seaglaze* weathertight door access to the staircase leading to the engine room.
 - Staircase connecting lower deck and pilot house (up
 - Overhead panels are *Kalmia* white microfiber cloth material.per deck).
 - Tinted windows with pleated window blinds.
 - Two distinct areas of dimmable LED overhead lights.
 - LED wall lights.
 - LED courtesy lights.
 - Built-in teak cabinetry for media center featuring a teak with frame for 60" flat screen LCD television (TBD).
 - L-shaped settee built-in on starboard side.
 - All cabinetry and furniture is varnished wood veneer with solid wood corners.
 - Teak coffee table with stone insertion.
 - Varnished teak dining table with two teak chairs and L- shaped settee on port side.
 - *Vimar* electrical outlets with USB connections.

- **(2) *Cruisair* air conditioning units (total 48,000 BTU) AU24HVZ-3.0KW 8"MR 110V.**
- **Adjustable teak overhead louvers for air conditioning and ventilation.**
- ***Fireboy* AP65-PESD-02-TB-R smoke alarm sensor.**
- **Fire extinguisher.**

- **f. Galley**
- **Ceramic granite planked tile flooring.**
- **Bulkhead and doors finished with composite paneling.**
- ***Diamond Seaglaze* weathertight door to Port side of main deck.**
- **Wood door between main salon and galley.**
- **Staircase leading to the crew common room.**
- **Tinted windows with pleated window blinds.**
- **Overhead panels are *Kalmia* white microfiber cloth material.**
- **All overhead lights are dimmable LED.**
- **LED courtesy lights.**
- **LED kickboard lights below the sink and oven.**
- **Breakfast nook with table near the large triple window.**
- **U-shaped galley with cultured granite counter top.**
- **Cupboards with doors and shelves, composite finish.**
- **Hanging cabinets.**
- **Abundant storage lockers and drawers for storing dishes and galley ware.**
- **Professional electric 4 burner glass top cooktop(TBD) located on the island with overhead air vent (TBD).**
- **Large stainless steel basin sink with garbage disposal (TBD), premium pull out retractable stainless steel rinsing faucet (TBD).**
- **Dishwasher (TBD).**
- **Oven (TBD).**
- **Trash compactor (TBD).**
- **Microwave oven (TBD).**
- **Refrigerator (TBD).**
- **Side-by-side refrigerator (TBD).**
- **Ice maker (TBD).**
- **Clothes washer (TBD).**
- **Clothes dryer (TBD).**
- ***Vimar* multiple duplex electrical outlets.**
- ***Cruisair* 18,000 BTU air conditioning unit - AU18HVZ-FC-1.5KW7"MR 110V.**
- **Adjustable teak overhead louvers for air conditioning and ventilation.**
- ***Fireboy* AP65-PESD-02-TB-R smoke alarm sensor.**
- **Fire extinguisher.**

- **f. Master stateroom**
 - **Owner's choice of solid stock 1/2" thick wood flooring.**
 - **All interior bulkheads and doors are wood veneer with matte varnish finish.**
 - ***Diamond Seaglaze* weathertight door to Starboard side of main deck.**
 - **Wood door to the main salon.**
 - **Hallway with the doors to the salon and starboard side walk, large wardrobe and cabinets.**
 - **Tinted windows with pleated window blinds.**
 - **Overhead panels are *Kalmia* white microfiber cloth material.**
 - **All overhead lights are dimmable LED.**
 - **LED courtesy lights.**
 - **LED wall lights. All cabinetry and furniture is varnished wood veneer with solid wood corners.**
 - **King-size bed.**
 - **Storage drawers under bed.**
 - **(2) large wardrobes on the bow.**
 - **Night stands with drawers.**
 - **Mirror**
 - **Table and cabinet on the STBD.**
 - ***Vimar* electrical outlets with USB connections.**
 - ***Cruisair* 24,000 BTU air conditioning unit - AU24HVZ-3.0KW 8"MR 110V.**
 - **Adjustable wood overhead louvers for air conditioning.**
 - ***Fireboy* AP65-PESD-02-TB-R smoke alarm sensor.**
 - **Fire extinguisher.**
-
- **g. Master head**
 - **Ceramic tile floors.**
 - **Ceramic tile walls.**
 - **Sliding doors from the master room.**
 - **Tinted windows with pleated window blinds.**
 - **Overhead panels are fiberglass.**
 - **All overhead lights are LED.**
 - **LED courtesy lights.**
 - **All cabinetry and furniture is varnished wood veneer with solid wood corners.**
 - **Vanity with *Corian* countertop.**
 - **Ceramic sink with stainless steel premium faucet (TBD).**
 - **Mirrors above the vanity.**
 - **Shower cabin with glass door.**
 - **Premium stainless steel shower.**

- **Drawer for shampoo, towels, etc.**
 - ***SeaLand (Dometic) MasterFlush 8689* electrical fresh water toilet with bidet.**
 - ***Vimar* multiple duplex electrical outlets GFCI.**
 - **Exhaust ventilation.**
 - ***Fireboy* AP65-PESD-02-TB-R smoke alarm sensor.**
-
- **h. Guest staterooms #1 & #2**
 - **Owner's choice of solid stock 1/2" thick wood flooring.**
 - **All interior bulkheads and doors are wood veneer with matte varnish finish.**
 - **Watertight door to the companionway.**
 - **Second wood door to the companionway.**
 - **Tinted large fixed porthole with pleated window blind.**
 - **Overhead panels are *Kalmia* white microfiber cloth material.**
 - **All overhead lights are dimmable LED.**
 - **LED courtesy lights.**
 - **LED wall lights.**
 - **All cabinetry and furniture is varnished wood veneer with solid wood corners.**
 - **King-size bed.**
 - **Storage drawers under bed.**
 - **Large wardrobe.**
 - **Night stands with drawers.**
 - **Mirror.**
 - ***Vimar* electrical outlets with USB connections.**
 - ***Cruisair* 18,000 BTU air conditioning unit - AU18HVZ-FC-1.5KW7"MR 110V.**
 - **Adjustable wood overhead louvers for air conditioning.**
 - ***Fireboy* AP65-PESD-02-TB-R smoke alarm sensor.**
 - ***Fireboy* CMD-4MR CO alarm .**
 - **Fire extinguisher.**
-
- **i. Guest head #1 & #2**
 - **Ceramic tile floors.**
 - **Ceramic tile walls.**
 - **Sliding doors from the guest stateroom.**
 - **Tinted fixed porthole with pleated window blind.**
 - **Overhead panels are fiberglass.**
 - **All overhead lights are LED.**
 - **LED courtesy lights.**

- **All cabinetry and furniture is varnished wood veneer with solid wood corners.**
 - **Vanity with *Corian* countertop.**
 - **Ceramic sink with stainless steel premium faucet (TBD).**
 - **Mirrors above the vanity.**
 - **Shower cabin with glass door.**
 - **Premium stainless steel shower.**
 - **Drawer for shampoo, towels, etc.**
 - ***SeaLand (Dometic) MasterFlush 8689* electrical fresh water toilet with bidet.**
 - ***Vimar* multiple duplex electrical outlets GFCI.**
 - **Exhaust ventilation.**
 - ***Fireboy* AP65-PESD-02-TB-R smoke alarm sensor.**
-
- **j. Guest staterooms #3 & #4**
 - **Owner's choice of solid stock 1/2" thick wood flooring.**
 - **All interior bulkheads and doors are wood veneer with matte varnish finish.**
 - **Wood door to the companionway.**
 - **Tinted large fixed porthole with pleated window blind.**
 - **Overhead panels are Kalmia white microfiber cloth material.**
 - **All overhead lights are dimmable LED.**
 - **LED courtesy lights.**
 - **LED wall lights.**
 - **All cabinetry and furniture is varnished wood veneer with solid wood corners.**
 - **Double bed.**
 - **Storage drawers under bed.**
 - **Large wardrobe.**
 - **Night stand with drawers.**
 - **Mirror.**
 - ***Vimar* electrical outlets with USB connections.**
 - ***Cruisair* 12,000 BTU air conditioning unit -*Cruisair* AU12HVZ-FC-1.5KW6"MR 110V.**
 - **Adjustable wood overhead louvers for air conditioning.**
 - ***Fireboy* AP65-PESD-02-TB-R smoke alarm sensor.**
 - ***Fireboy* CMD-4MR CO alarm. Fire extinguisher.**
-
- **k. Guest head #3 & #4**
 - **Ceramic tile floors.**
 - **Ceramic tile walls.**

- **Tinted porthole with pleated window blinds.**
- **Overhead panels are fiberglass.**
- **All overhead lights are LED.**
- **LED courtesy lights.**
- **All cabinetry and furniture is varnished wood veneer with solid wood corners.**
- **Vanity with Corian countertop.**
- **Stainless steel premium faucet.**
- **Mirrors above the vanity.**
- **Premium shower with glass door.**
- **Ceramic sink with stainless steel premium faucet (TBD).**
- **Drawer for shampoo, towels, etc.**
- ***SeaLand (Dometic) MasterFlush 8689* electrical fresh water toilet with bidet.**
- ***Vimar* multiple duplex electrical outlets GFCI.**
- **Ventilation fan.**
- ***Fireboy* AP65-PESD-02-TB-R smoke alarm sensor.**

- **I. Play room**
- **Owner's choice of solid stock 1/2" thick wood flooring.**
- **All interior bulkheads and doors are wood veneer with matte varnish finish.**
- **Wood door to the companionway.**
- **Tinted large fixed porthole with pleated window blind.**
- **Overhead panels are *Kalmia* white microfiber cloth material.**
- **All overhead lights are dimmable LED.**
- **LED wall lights.**
- **LED courtesy lights.**
- **L-shaped settee built-in on port side.**
- **Teak coffee table with stone insertion**
- **All cabinetry and furniture is varnished wood veneer with solid wood corners.**
- **All varnished wood cabinetry - lockers and drawers.**
- **Cabinets with frame for 50" flat screen LCD television (TBD) on the lift , with receiver and media center.**
- ***Vimar* electrical outlets with USB connections.**
- ***Cruisair* 12,000 BTU air conditioning unit -*Cruisair AU12HVZ-FC-1.5KW6"MR 110V.***
- ***Cruisair* 12,000 BTU air conditioning unit -*Cruisair AU12HVZ-FC-1.5KW6"MR 110V.***
- ***Fireboy* AP65-PESD-02-TB-R smoke alarm sensor.**
- ***Fireboy* CMD-4MR CO alarm.**

- **Fire extinguisher.**

- **m. Companionway lower deck**
- **Owner's choice of solid stock 1/2" thick wood flooring.**
- **Clothes dryer (TBD).**
- **Clothes washer (TBD).**
- **All interior bulkheads and doors are wood veneer with matte varnish finish.**
- **Overhead panels are Kalmia white microfiber cloth material.**
- **All overhead lights are LED.**
- **LED courtesy lights.**
- **Fireboy AP65-PESD-02-TB-R smoke alarm sensor.**
- **Fireboy CMD-4MR CO alarm.**
- **Fire extinguisher.**

- **n. Crew common room**
- **Owner's choice of solid stock 1/2" thick wood flooring.**
- **All interior bulkheads and doors are wood veneer with matte varnish finish.**
- **L-shaped settee built-in with table on starboard side.**
- **All cabinetry and furniture is varnished wood veneer with solid wood corners.**
- **Mini kitchenette cooking station with microwave oven (TBD), two burner electric stove top (TBD) and including storage cabinets below.**
- **Clothes washer (TBD).**
- **Clothes dryer (TBD).**
- **Tinted fixed porthole with pleated window blind.**
- **Overhead panels are Kalmia white microfiber cloth material.**
- **All overhead lights are dimmable LED.**
- **LED courtesy lights.**
- **Vimar electrical outlets with USB connections.**
- **Cruisair 12,000 BTU air conditioning unit - AU12HVZ-FC-1.5KW6"MR 110V.**
- **Adjustable wood overhead louvers for air conditioning.**
- **Stairs from the crew common room to the galley.**
- **Fireboy AP65-PESD-02-TB-R smoke alarm sensor.**
- **Fireboy CMD-4MR CO alarm .**
- **Fire extinguisher.**

- o. Two (2) symmetrical crew quarters forward
 - Owner's choice of solid stock 1/2" thick wood flooring.
 - All interior bulkheads and doors are wood veneer with matte varnish finish.
 - Overhead panels are white microfiber cloth material.
 - All overhead lights are dimmable LED.
 - LED courtesy lights.
 - Two reading lights.
 - All cabinetry and furniture is varnished wood veneer with solid wood corners.
 - Two single beds. One is pullman.
 - Storage drawers under down bed.
 - Large wardrobe.
 - Mirror
 - *Vimar* electrical outlets with USB connections.
 - *Cruisair* 9,000 BTU air conditioning unit -Cruisair AU9HVZ-FC-1KW6"MR 110V.
 - Adjustable wood overhead louvers for air conditioning.
 - *Fireboy* AP65-PESD-02-TB-R smoke alarm sensor.
 - *Fireboy* CMD-4MR CO alarm .
 - Fire extinguisher.
-
- p. Two (2) symmetrical crew heads
 - Ceramic tile floors
 - Ceramic tile walls.
 - Overhead panels are fiberglass.
 - All overhead lights are LED.
 - LED courtesy lights.
 - All cabinetry and furniture is varnished wood veneer with solid wood corners.
 - Shower cabin with glass door.
 - Stainless steel shower.
 - Drawer for shampoo, towel, etc.
 - *SeaLand (Dometic) MasterFlush 8689* electrical fresh water toilet with bidet.
 - *Vimar* multiple duplex electrical outlets GFCI.
 - Exhaust ventilation.
 - *Fireboy* AP65-PESD-02-TB-R smoke alarm sensor.

MISCELLANEOUS

- **As-built Owner's manual in English. Includes descriptions and systems drawings.**

- **Set of Warranty Certificates.**
- **Set of manuals and certificates relating to materials and equipment.**
- **Tool box.**
- **Spare parts for equipment, supplied by manufacturers.**

ELECTRONICS AND NAVIGATION EQUIPMENT (TBD).

Основная информация

Тип судна: Траулер	Подкатегория: Водоизмещение
Модельный год: 2017	Год постройки: 2017
Страна: Turkey	Открытая палуба мостика: Да
Кубрик: Да	

Размеры

Длина общая: 95' 0" (28.96m)	Длина по ватерлинии: 90' 0" (27.43m)
Длина палубы: 92' 7" (28.20m)	Ширина: 26' 1" (7.95m)
Макс. осадка: 7' 7" (2.29m)	Трапы: 38' 0" (11.58m)

Скорость, вместимость и масса

Крейс. скорость: 10 Kts. (12 MPH)	Макс. скорость: 12 Kts. (14 MPH)
Водоизмещение: 529109.4288 Pounds	Вместимость воды: 1497.85553484 Gallons
Объем топливного бака: 12001.33632236 Gallons	

Размещение

Всего кают: 5

Всего коек: 6

Спальные места: 10

Каюты экипажа: 2

Спальных мест экипажа: 4

Корпус и палуба

Материал корпуса: Steel






Информация о двигателе


Двигатели: 2




Производитель: Cummins


Модель: QSK - 19

ФОТОГРАФИИ









КОНТАКТЫ

Андрей Шестаков (Andrey Shestakov) – ведущий яхтенный брокер отдела продаж яхт и судов компании Shestakov Yacht Sales Inc. Официальный представитель Shestakov Yacht Sales Inc. для русскоговорящих клиентов в центральном офисе компании в Майами/Форт Лодердейл/Флорида/США.

Контактная информация

Email: **andrey@shestakovyachtsales.com**

Web: **shestakovyachtsales.com**

Телефоны

Краснодарский край: **+7(918)465-66-44**

США, Майами, Флорида: **+1(954)274-4435**

Время работы

Понедельник – Суббота: **9:00 - 21:00** EDT

Воскресенье: **Закрето**

Адрес



Harbour Towne Marina, 850 NE 3rd St, STE 213, Dania, FL 33004