

HOT AIR V — SYMBOL



Судостроитель: SYMBOL

Год постройки: 2006

Модель: Моторная яхта

Цена: ЦЕНА ЯХТЫ ПО ЗАПРОСУ

Местонахождение: United States

Длина общая: 58' 0" (17.68m)

Ширина: 17' 6" (5.33m)

Мин. осадка: 4' 8" (1.42m)

Макс. осадка: 4' 8" (1.42m)

Купить **Hot Air V — SYMBOL** а также выбрать подходящую вам яхту из нашего **каталога яхт** вам поможет опытный яхтенный брокер Андрей Шестаков. На сегодняшний день компания **Shestakov Yacht Sales Inc.** имеет большое количество яхт в **собственном списке продаж**, а также тесно сотрудничает со всеми крупными **яхтенными производителями** по всему миру.

Для того чтобы купить яхту **Hot Air V — SYMBOL** а также проконсультироваться по любому вопросу связанному с покупкой, продажей, чартером яхт позвоните по телефону **+7(918)465-66-44**.

ОГЛАВЛЕНИЕ

ОГЛАВЛЕНИЕ	2
ХАРАКТЕРИСТИКИ	4
Обзор	4
Основная информация	4
Размеры	5
Скорость, вместимость и масса	5
Размещение	5
Корпус и палуба	5
Информация о двигателе	5
ПОДРОБНОЕ ОПИСАНИЕ	6
Accommodations and Layout	6
Galley	7
Electronics and Entertainment Systems	8
Electrical Equipment	9
Engine Room and Mechanical Systems	10
Hull and Deck	11
Remarks	12
Исключения	13
Отказ от ответственности	13
ФОТОГРАФИИ	14
Salon Forward View	14
Salon Aft View	14
Galley	14
Salon Cabinets Forward	14
Pilothouse Settee	14
Pilothouse	14
Flybridge Stairs	14
Lower Helm	14

Master Stateroom	15
Guest Stateroom	15
Guest Bath	15
VIP Stateroom	15
Flybridge Forward View	15
Flybridge Helm	15
Aft Deck	15
Hydraulic Swim Platform	15
Stern Profile	16
Engine Room	16
Layout	16
КОНТАКТЫ	17
Контактная информация	17
Телефоны	17
Время работы	17
Адрес	17

ХАРАКТЕРИСТИКИ

Обзор

"Hot Air V" stands out among the mid-pilothouse yachts with a **fabulous gloss Sapele interior and custom cabinetry**. Note her wide 17'6" beam! Cruising couples will certainly appreciate the **open galley** to the pilothouse and salon, generous settees and super-comfy stateroom layout! Her wide and **covered walk around decks** make docking and line handling a breeze.

Note these other desirable features which set her apart from other pilothouse yachts:

- **Hardtop**
- **3 stations including a cockpit station for docking**
- **Wesmar stabilization**
- **Bow thruster**
- **Watermaker**
- **Inverter**
- **Hydraulic swim platform**
- **Raymarine electronics**
- **Satellite television**

The Sarin line of Symbol yachts are especially known for their wonderful seakeeping in all points of wave conditions in quiet comfort! Call today to inspect this fine 58' Symbol!

Основная информация

Тип судна: Моторная яхта

Подкатегория: Flybridge

Модельный год: 2006

Год постройки: 2006

Страна: United States

Открытая палуба мостика: Да

Кубрик: Да

Размеры

Длина общая: 58' 0" (17.68m)

Длина палубы: 59' 6" (18.14m)

Ширина: 17' 6" (5.33m)

Мин. осадка: 4' 8" (1.42m)

Макс. осадка: 4' 8" (1.42m)

Скорость, вместимость и масса

Вместимость воды: 250 Gallons

Вместимость сточного бака: 50 Gallons

Объем топливного бака: 1070 Gallons

Размещение

Всего кают: 3

Всего коек: 4

Спальные места: 6

Всего ком. состава: 2

Корпус и палуба

Материал корпуса: Fiberglass

Комплектация корпуса: Semi-Displacement

Цвет корпуса: White

Дизайнер корпуса: Jack Sarin

Информация о двигателе

Производитель: Caterpillar

Модель: 3406E

Тип двигателя: Inboard

Тип топлива: Diesel

ПОДРОБНОЕ ОПИСАНИЕ

Accommodations and Layout

Exquisite hi-gloss Sapele (Mahogany) cabinetry throughout the entire interior with many custom accents including curved bulkheads and doors, louvered cabinets and accent glass-fronted cabinetry...uniquely customized to a level found on most larger, custom yachts!

Taller owners and guest will find the headroom to be more generous than typical motor yachts this size.

Note the following decor items:

- Brass toned pulls and hardware throughout
- Off-white vinyl covered ceiling panels (velcro attached for easy removal)
- Baths feature overhead plexiglas mirrors, teak/holly flooring, teak shower pan covers, and granite countertops

Stepping into **salon** through double stainless steel sliding glass doors (framed by drapes), large viewing windows on either side allow plenty of natural lighting.

Features include:

- **L-shaped leather sofa to starboard with electric hi-lo wooden coffee table (extendable)**
- Barrel chairs to port separated by a lovely glass front cabinet
- Window valences with fabric silhouette curtains
- Alabaster sconce lighting
- Forward cabinetry with glass-paned and louvered doors
- Custom ceiling soffit with wood trim and backlighting

Moving up four steps to the galley/pilothouse, a **custom galley arrangement is open to both the pilothouse and salon allowing for interaction between these areas.**

The **pilothouse** features a long settee (with drawers beneath) with an expandable hi/lo table (converts to a berth), centered black leather helm chair and an Airitex stainless steel wing door to starboard. Helmsmen will appreciate the

terrific 360 degree visibility (especially forward). Note especially a well-laid out dash and gorgeous custom wooden helm wheel!

A unique and beautiful stairway (featuring a polished stainless steel tube with inset oval wooden steps) access the flybridge to port via a watertight Pacific Coast hatch.

Starboard and forward in the pilothouse, curved sapele stairs lead down to the 3 staterooms. At the landing foyer, aft is a full beam amidships **master stateroom**. Features include:

- Uniquely curved forward bulkhead and doors to full-sized hanging closets
- Centerline Queen-sized bed with a custom inner-spring mattress and storage below
- Bookshelves either side bed
- Overhead ceiling soffit enclosing a/c vents
- Vanity with mirror to port
- Roomy bath to starboard with a granite counterop and a large 'party shower' (with seating built-in) and teak grate (can be converted into a steam room if desired).
- Beige woven carpet

Past the foyer and up are the **Guest and VIP staterooms which share a bath**. The guest stateroom is to port and features upper/lower single bunks, desk work station, closet and storage cabinets. The VIP stateroom is forward with a centerline queen bed which is hinged for access beneath and features two closets and storage cabinets.

Galley

The open galley (with its own viewing window) is to starboard and features two large granite (beige/black tones). Features include:

Sapele-finished full-sized Subzero fridge with two freezer drawers below

Flush cooktop with 3 burners aft

GE Advantium Microwave/Convection oven

GE dishwasher

Stainless steel Franke sink with side-bowl

In-sinkerator garbage disposal

Grohe faucets

Abundant storage cabinets including overhead cabinets forward

Stacked full-size washer/dryer (lower foyer)

Nutone central vacuum system

Electronics and Entertainment Systems

Raymarine E120 plotter/radar (48nm) (PH/FB)

Simrad autopilot (PH/FB)

Raymarine tri-data (PH/FB)

Icom M502 DSC VHF (PH) with command microphone (FB) and hailer

CCTV system for engine room and stern cameras (interfaced to tv's and plotters)

Compass (PH/FB)

Epirb

Audio/Visual Systems:

KVH Tracvision satellite television with () receivers allowing different channels to be viewed

Electric hi/lo Salon 42" Plasma TV (salon) w/surround sound stereo/CD/DVD system

Built-in LCD TV (galley)

LCD TV's master, guest & vip staterooms

Clarion stereo system (FB)

Stereo system (PH)

Electrical Equipment

All wiring is color coded with multi-strand copper wiring to ABYC standards with access panels throughout the boat.

220/100 VAC/ 24 VDC distribution panel (easily accessed via plexiglas doors and hinged to allow for access behind) located in the stairway to staterooms. Blue Seas digital voltage/amp meters.

Northern Lights 20KW genset with sound enclosure (ER) (new water pump 11.16)

Trace 4000 watt inverter/charger (ER) with remote panel and bypass switch (PH)

Caterpillar electronic engine displays (PH/FB)

Batteries in battery boxes (engine starting, house, electronics and genset) - Group 31 AGM - Replaced 11.16

(2) Battery chargers

Glendinning shorepower cabledmaster (80' 50amp cord)

Shore power inlets (port and starboard sides) plus single 120 vac/30 amp inlet for emergency power

Interior halogen lighting

Reading lights (each berth)

Interior rope accent lighting

Exterior navigation lighting

Exterior courtesy lighting

Flybridge hardtop halogen lighting and twin halogen floodlights aft

Interior Vimar switches and outlets with brass toned covers

GFI outlets (exterior outlets, baths and galley)

Shore telephone/cable inlet

Intercom

Sidepower bow thruster (3 stations)

Glendinning electronic engine controls

Rudder angle indicator

Bilge alarm system

Ship's monitor

Smoke alarms

Electric air horn

Wema multi fluid gauge (fuel, water)

Holding tank gauge

Engine Room and Mechanical Systems

A large deck hatch in the cockpit accesses a lazarette with extra storage and the stand-up engine room; which is paneled in sound deadening perforated aluminum.

Caterpillar 3406E 800 hp engines mounted on heavy duty polished stainless steel beds. (1000 hour service completed in 2013)

Dual Racor fuel water separators with vacuum gauges (each engine), single Racor genset

Oil change system

Hynautic power steering system

Fire suppression system (ER) + handheld fire extinguishers

Wesmar stabilizers

Headhunter fresh water pump w/ accumulator tank

Groco fresh water back-up pump

Water heater

SK watermaker (800 gpd)

Techma 'silence plus' heads

Bilge pumps with high water alarms

Marine Air air conditioning (reverse cycle, direct expansion, 5 units - 79,000 btu's) - 2 water pumps

Hull and Deck

Jack Sarin, marine architect of Washington State designed the Symbol motor yachts produced starting in 2001. Noted for his extremely seaworthy designs with timeless aesthetic appeal, Mr. Sarin has designed hundreds of yachts found in many larger Pacific Northwest builders including Westport, Westship and Westbay yachts. Symbol Yachts in Taiwan collaborated with Sarin to offer this semi-production line from 54'-80' to experienced yachtsfolk who wished for larger yacht quality and customization, yet at an easily manageable size for a couple to operate.

The **hull is built of thick, solid fiberglass** with the **hull sides, decks and superstructure built of fiberglass laminated foam**. Shallow shaft pockets allow for less draft in shoal waters. These Symbol models are super-rugged and overbuilt!

Fuel tanks include two saddle tanks in the engine room and an additional tank in the lazarette. The engine room tanks are connected with a hose and valve (for fuel leveling and filling either side) along with sight tubes (valved).

All of the house windows are **frameless** and bedded into the house frame.

The **cockpit** features a **built-in settee** with solid **teak decking** and varnished **teak caprails**. Access to the shore and swim platform is provided through hinged doors both port and starboard. A hidden **third station** for docking is found to starboard next to an easy set of stairs to the flybridge. **Wide walk-around decks with a high coaming** (appreciated for line handling and pets) access both sides of the boat with a **'wing' overhang**. **Full sized, stainless framed windows and sliding doors** frame the entire aft bulkhead into the salon.

Note especially the high quality of the polished stainless steel grabrails, cleats, portlights and other deck hardware!

The flybridge features a desirable, lightweight **custom hardtop** with built in lighting, twin Pompanette helm chairs and twin curved, built-in seating aft with sunbrella covered seating and cocktail tables on stainless posts with a nifty sunpad (sunbrella covered) forward of the helm. Aft of the seating is a wet bar to port with a sink. Also featured is a stainless framed windscreen and stainless railings aft with a sliding hatch to the cockpit stairs (mesh this in for pet and small children safety!).

Below, there is access to **watertight compartments** forward of the engine room with additional storage space in the foyer area and under the VIP flooring. Note ingenious **water drainage tubes** extend both port and starboard inside for various sumps, drains and a/c water to drain out the stern which eliminates side drains found

on most boats)

The foredeck offers easy windlass operation via footpads (or remote by either helm) on a built-in anchor pulpit and deck hatches port and starboard provide storage for fenders and lines (along with easy anchor chain access). A raw and fresh water spigot is found in the starboard compartment.

TNT hydraulic platform (carries tender - and also ideal for swimming, lounging and pets!)

Transom shower

Shore water inlet and washdown (quick connect fittings)

Transom cleats for towing with s/s roller guides

Trim tabs

4-bladed Nibral propellers

Shaft rope cutters

Stainless steel opening portlights - each cabin and bath

Opening deck hatches (pilothouse and VIP stateroom)

60lb Stainless anchor with high tensile chain (200')

Muir electric windlass

Canvas covers for exterior seating

Mesh windshield cover

Remarks

"Hot Air V" stands out among the mid-pilothouse yachts with a **fabulous gloss Sapele interior and custom cabinetry**. Note her wide 17'6" beam! Cruising couples will certainly appreciate the **open galley** to the pilothouse and salon, generous settees and super-comfy stateroom layout! Her wide and **covered walk around decks** make docking and line handling a breeze.

Note these other desirable features which set her apart from other pilothouse yachts:

- **Hardtop**
- **3 stations including a cockpit station for docking**
- **Wesmar stabilization**
- **Bow thruster**
- **Watermaker**
- **Inverter**
- **Hydraulic swim platform**
- **Raymarine electronics**
- **Satellite television**

The Sarin line of Symbol yachts are especially known for their wonderful seakeeping in all points of wave conditions in quiet comfort! Call today to inspect this fine 58' Symbol!

Исключения


При продаже яхты исключаются личные вещи владельца.

Отказ от ответственности

Компания предоставляет описание судна или яхты добросовестно, но не может гарантировать точность этой информации, а также не ручается за техническое состояние. Покупатель должен проинструктировать своих агентов или оценщиков исследовать представленную информацию более подробно, по собственному желанию. Продажа судна или яхты, изменение цены или снятие с продажи будет происходить без предварительного уведомления.

ФОТОГРАФИИ

Salon Forward View




Salon Aft View




Galley




Salon Cabinets Forward




Pilothouse Settee




Pilothouse



Flybridge Stairs



Lower Helm



Master Stateroom



Guest Stateroom



Guest Bath



VIP Stateroom



Flybridge Forward View



Flybridge Helm



Aft Deck



Hydraulic Swim Platform



Stern Profile



Engine Room



Layout



КОНТАКТЫ

Андрей Шестаков (Andrey Shestakov) – ведущий яхтенный брокер отдела продаж яхт и судов компании Shestakov Yacht Sales Inc. Официальный представитель Shestakov Yacht Sales Inc. для русскоговорящих клиентов в центральном офисе компании в Майами/Форт Лодердейл/Флорида/США.

Контактная информация

Email: **andrey@shestakovyachtsales.com**

Web: **shestakovyachtsales.com**

Телефоны

Краснодарский край: **+7(918)465-66-44**

США, Майами, Флорида: **+1(954)274-4435**

Время работы

Понедельник – Суббота: **9:00 - 21:00** EDT

Воскресенье: **Закрето**

Адрес



Harbour Towne Marina, 850 NE 3rd St, STE 213, Dania, FL 33004