

ANGELICA — MERIDIAN



Builder: MERIDIAN

Year Built: 2007

Model: Motor Yacht

Price: PRICE ON APPLICATION

Location: United States

LOA: 39' 0" (11.89m)

Beam: 13' 11" (4.24m)

Max Draft: 2' 9" (0.84m)

Cruise Speed: 24 Kts. (28 MPH)

Max Speed: 28 Kts. (32 MPH)

Our experienced yacht broker, Andrey Shestakov, will help you choose and buy a yacht that best suits your needs **ANGELICA — MERIDIAN** from **our catalogue**. Presently, at **Shestakov Yacht Sales Inc.**, we have a wide variety of yachts available on **our sale's list**. We also work in close contact with all the big **yacht manufacturers** from all over the world.

If you would like to buy a yacht **ANGELICA — MERIDIAN** or would like help answering any questions concerning purchasing, selling or chartering a yacht, please call **+1(954)274-4435**

TABLE OF CONTENTS

TABLE OF CONTENTS	2
SPECIFICATIONS	5
Overview	5
Basic Information	5
Dimensions	5
Speed, Capacities and Weight	6
Accommodations	6
Hull and Deck Information	6
Engine Information	6
DETAILED INFORMATION	7
Manufacturer Provided Description	7
VESSEL WALK THROUGH	7
Salon	7
Galley	8
Master Stateroom	8
Master Head	8
Shower Compartment	8
VIP Stateroom	8
FLYBRIDGE	8
Bridge Helm	8
Electronics	9
ENGINE ROOM	9
Electrical & Mechanical Equipment	9
Deck	9
Cockpit	9
Exclusions	10
Disclaimer	10
PHOTOS	11

At Cruise	11
New Isinglass	11
New Intellian Sat. TV	11
Cabin Sliding doors	12
Molded Bridge Stairs	12
Aft cockpit bench seat	12
Salon looking fwd	12
Port Salon Seating	12
Starb. Salon Sofa	12
Salon looking aft	12
Raised Dinette	12
Galley	13
Cabin Hallway	13
VIP Cabin	13
Master cabin	13
Master cabin	13
Master Cabin	13
Head	13
Shower	14
Bridge Looking aft	14
Helm	14
Helm Overview	14
New Garmin GPS Plotter/Radar, Auto pilot	14
Bridge Port side seating for two	14
New VHF Radio, Bow& Stern Thruster, Garmin Depth/FF	14
New Garmin Plotter/Radar	14
Auto Pilot-Simrad	15
Helm Seat w/ flip-up riser	15
Bridge Sink	15

Bridge Refrigerator and Safety door	15
Bridge looking aft	15
Huge under cockpit storage	15
New Batteries	15
Onan 9KW Generator w/sound shield	15
Walk down engine room	16
Engine room	16
Engine room	16
Engine room	16
Engine room	16
Engine room	16
Engine room	16
Molded swim platform	16
Floor-plan	16
CONTACTS	17
Contact details	17
Telephones	17
Office hours	17
Address	17

SPECIFICATIONS

Overview

This 2007 391SB-D Meridian has all of the feature your need for cruising. She has low hours on her quiet and efficient QSB380 Cummins diesel engines. Due to a change in future plans sellers have priced her aggressively for a quick sale.

Recent upgrades include:

New Bridge Sunbrella Canvas and Isinglass Enclosure

Custom Electronics Mast

New Intellian Sat. TV

New Garmin 760 GPS/Radar Electronics

New Icom VHF Radio

Gost Security tracking system

Brand New Batteries installed July 2016 **\$30,000 PRICE REDUCTION TO SELL BEFORE DEC 31, 2016** DYSID:2967953

Basic Information

Category: Motor Yacht

Sub Category: Flybridge

Model Year: 2007

Year Built: 2007

Country: United States

Dimensions

LOA: 39' 0" (11.89m)

Beam: 13' 11" (4.24m)

Max Draft: 2' 9" (0.84m)

Clearance: 14' 0" (4.27m)

Speed, Capacities and Weight

Cruise Speed: 24 Kts. (28 MPH)

Max Speed: 28 Kts. (32 MPH)

Displacement: 25000 Pounds

Water Capacity: 125 Gallons

Holding Tank: 40 Gallons

Fuel Capacity: 350 Gallons

Accommodations

Total Cabins: 2

Total Berths: 2

Total Heads: 1

Hull and Deck Information

Hull Material: Fiberglass

Hull Configuration: Modified Deep Vee

Engine Information

Engines: 2

Manufacturer: Cummins

Model: QSB380

Engine Type: Inboard

Fuel Type: Diesel

DETAILED INFORMATION

Manufacturer Provided Description

Knowing that some family cruisers look like minivans, Meridian designed its 391 Sedan to bring the styling and performance of a sports car to the class without losing any practical features. This attractive yacht's sleek profile conceals a wide-open salon with warm cherry-wood interior, premium-gloss finish, homelike seating arrangements and 360-degree views of the horizon. She also features a dedicated dinette and fully-equipped galley that are seamlessly integrated into the main living space, two large staterooms and separate shower and head compartments, each with its own vanity and sink. The flybridge's distinctive overhang offers more space topside as well as cockpit weather protection, and its molded-in steps are hinged to provide direct engine-room access. Why settle for a floating box on the water when you can enjoy all the style, performance and comfort of the 391.

VESSEL WALK THROUGH

The 391 Meridian Sedan is a very spacious family cruiser. Features two large staterooms both with queen size berths. The split head layout provides a separate shower stall with vanity and another vanity with sink in the head compartment. The salon features a large L-shaped couch with incliners and two chairs and end tables. The raised dinette provides a 360° view of your harbor or anchorage. Beautiful cherry wood cabinetry throughout as well as Corian tops on all cabinetry. The fully equipped galley features Corian top, stainless steel deep well sink and full size refrigerator with separate freezer. Outside is a large cockpit with Aft seating and molded-in steps to the Flybridge. The Flybridge is one of the outstanding features of this model. The large bridge is created by the extension of the Aft deck that provides shade and weather protection for the cockpit below. There is seating for 10 adults easily on the bridge. The wet bar features a sink and refrigerator and storage. The well-engineered helm area provides excellent access to all vessel controls and electronics.

Salon

Large L-shaped sofa w/incliners Two chairs with matching ultraleather Beautiful real cherrywood cabinetry Corian countertops Hi/low coffee table – cherry End tables w/ storage & Corian tops Flat screen TV w/ Toshiba DVD JBL AM/FM/CD stereo –Sirrius ready DVD/CD storage Lots of natural light Salon door screen 110 Volt GFCI outlets Reading lamps Sliding patio door w/ privacy curtain Window shades Multi-level window design Raised dinette w/ultraleather Dinette converts to berth Recessed overhead lighting Reverse cycle Marine A/C Opening side windlass –port & starboard

Galley

Large deep well stainless steel sink Corian counter top 4-Drawers Abundant storage Side by side refrigerator / freezer Convection microwave Trash receptacle Two burner, recessed electric stove Convenient to dinette Wood grain flooring

Master Stateroom

Centerline queen size berth Real innerspring mattress- pillow top Flat screen TV w/ DVD Reading lights Privacy door Private entry to shower & head compartments Two large hanging lockers cedar lined Two opening portlites Large overhead hatch w/screen & black out 110 volt GFCI outlet Dedicated Marine A/C Two large drawers Port & starboard shelves Real cherry wood cabinetry CO monitor

Master Head

Vanity with Corian top & sink Vacuflush toilet Vent fan-110 volt GFCI outlet Abundant storage Opening portlite Private entry from master stateroom Entry from companionway

Shower Compartment

Vanity w/ sink & Corian countertop Shower curtain Vent fan Opening portlite Private entry from master stateroom & guest stateroom 110 volt GFCI outlet

VIP Stateroom

Queen size berth Real inner spring mattress - pillow top Large hanging locker - cedar lined Flat screen TV Standing headroom Opening portlite Air conditioned Large utility storage compartment Reading lights Real cherrywood cabinetry Private entry to shower compartment

FLYBRIDGE

Bimini top w/enclosures- excellent condition Removable bridge carpet Captain bucket seat Double wide companion seat Large curved Aft deck seating Cockpit table Wet bar w/ sink Refrigerator Cup holders - 8 Bridge safety door w/railing Storage below bridge seating Glove box

Bridge Helm

Tilt steering – hydraulic Wood grain steering wheel Dual Morse binnacle controls
 Docking on command – bow & stern thrusters Spotlight control Trim tab controls
 Battery parallel switch 12 volt receptacle Remote stereo control Windlass control Cup
 holder Air conditioner vents – 2 Captain bucket seat w/ flip-up bolster Helm cover Fuel
 transfer switch

Electronics

NEW Garmin Color GPS/Plotter NEW Garmin Radar Northstar Autopilot Northstar
 Digital Depth NEW VHF Radio Compass

ENGINE ROOM

Twin Cummins QSB 5.9L -380HP each (613 hours) Sea water strainers Automatic fire
 extinguisher system Two bilge pumps w/ auto float switches Racor fuel filters – 3
 Engine room lights Air conditioner flushmount- port Dripless shaft seals

Electrical & Mechanical Equipment

Electrical System 9Kw Onan Genset 5-Batteries Battery charger Distribution panel
 Bonding system

Mechanical Equipment Reverse oil exchanger system Bow & stern thruster 2-
 Reverse cycle Marine A/C Fuel transfer pump system 3-Bilge pump w/ auto float
 switches

Deck

Foredeck Foredeck sun pads Fender racks- 2 Remote spotlight Windlass – recessed
 Stainless steel bow rail w/ intermediate cable Cup holders-4 Forward windshield cover
 Anchor wash-down Two bow cleats Anchor, line & chain Pop-up anchor cleats Dual
 trumpet horn- stainless steel Two spring cleats

Hull Anti-fouling paint Prop pockets

Cockpit

Aft bench seating w/storage Molded-in fender storage port & starboard Engine access
 Large lazarette storage Large storage compartment –port side Transom door Large,
 integrated swim platform Swim ladder Hot & cold transom shower Two transom
 storage lockers Flagstaff Easy access walk around Molded-in steps to flybridge


Exclusions

Owner's personal belongings.


Disclaimer

The Company offers the details of this vessel or yacht in good faith but cannot guarantee or warrant the accuracy of this information nor warrant the condition of the vessel. A buyer should instruct his representatives, agents, or his surveyors, to investigate such details as the buyer desires validated. This vessel or yacht is offered subject to prior sale, price change, or withdrawal without notice.


PHOTOS





At Cruise



New Isinglass



New Intellian Sat. TV




Cabin Sliding doors



Molded Bridge Stairs




Aft cockpit bench seat



Salon looking fwd




Port Salon Seating



Starb. Salon Sofa




Salon looking aft




Raised Dinette




Galley




Cabin Hallway




VIP Cabin




Master cabin




Master cabin



Master Cabin



Head



Shower



Bridge Looking aft




Helm




Helm Overview




Bridge Port side seating for two




New Garmin GPS Plotter/Radar, Auto pilot



New Garmin Plotter/Radar



New VHF Radio, Bow& Stern Thruster, Garmin Depth/FF



Auto Pilot-Simrad



Helm Seat w/ flip-up riser



Bridge Sink



Bridge Refrigerator and Safety door



Bridge looking aft



Huge under cockpit storage



New Batteries



Onan 9KW Generator w/sound shield



Walk down engine room



Engine room



Engine room



Engine room



Engine room



Engine room



Molded swim platform



Floor-plan



CONTACTS

Andrey Shestakov, leading yacht broker of the sales department of Shestakov Yacht Sales Inc. Shestakov Yacht Sales Inc., the official representative of the Miami/Fort Lauderdale FL headquarters.

Contact details

Email: **andrey@shestakovyachtsales.com**

Web: shestakovyachtsales.com/en/

Telephones

USA: **+1(954)274-4435**

Office hours

Monday – Saturday: **9:00 - 21:00** EDT

Sunday: **closed**

Address



Harbour Towne Marina, 850 NE 3rd St, STE 213, Dania, FL 33004