

THE BOAT — GRAND ALASKAN



Builder: GRAND ALASKAN

LOA: 64' 0" (19.51m)

Year Built: 2002

Beam: 17' 0" (5.18m)

Model: Motor Yacht

Max Draft: 4' 9" (1.45m)

Price: PRICE ON APPLICATION

Location: United States

Our experienced yacht broker, Andrey Shestakov, will help you choose and buy a yacht that best suits your needs **THE BOAT — GRAND ALASKAN** from **our catalogue**. Presently, at **Shestakov Yacht Sales Inc.**, we have a wide variety of yachts available on **our sale's list**. We also work in close contact with all the big **yacht manufacturers** from all over the world.

If you would like to buy a yacht **THE BOAT — GRAND ALASKAN** or would like help answering any questions concerning purchasing, selling or chartering a yacht, please call **+1(954)274-4435**

TABLE OF CONTENTS

TABLE OF CONTENTS	2
SPECIFICATIONS	3
Overview	3
Basic Information	8
Dimensions	8
Speed, Capacities and Weight	8
Accommodations	9
Hull and Deck Information	9
Engine Information	9
PHOTOS	10
CONTACTS	15
Contact details	15
Telephones	15
Office hours	15
Address	15

SPECIFICATIONS

Overview

"THE BOAT" was built for her owner to cruise from Florida to the Great Lakes, with the ability to have clearance with her arch in a lowered position for bridges and locks. This feature allows her to travel to places such as Lake Champlain, the Canadian canal systems, and the New York/Vermont area. Beautiful interior joinery work, custom cabinetry, decorator fabrics and many additional custom features make "THE BOAT" a great choice for your next cruising yacht.

WALKTHROUGH

This yacht was built with a hand lay up and solid fiberglass construction to the waterline. She is a flush deck vessel with a cockpit. Starting aft there is an oversized fiberglass swim platform, with easy access through a transom door to a large cockpit with substantial storage below. A flush mounted live well is located with a sea water pump in the cockpit. There are cabinets on the port side, and sink and a Glendinning Cablemaster. There is rod storage accessed from a large cockpit hatch, and cockpit combing for ease of casual fishing. Built in steps on the starboard side lead to a large comfortable aft deck with built in seating, and storage, corian table, and granite covered cabinet with sink. A remote control for the engines and bow and stern thruster (rebuilt in 2010) are stored under the aft deck seating. Gate doors on either side of the aft deck provide additional access and the entire covered walkway area around the yacht has fashion panels that provide safety when underway and adjoin the portuguese bridge. There are additional port and starboard opening gate doors opposite the pilothouse doors. The portuguese bridge opens through a gate door to a large foredeck with double capstan windlass and twin anchoring system with port and starboard anchor lockers. From the aft deck there is a double door entrance through very heavily built doors to a salon with adjoining galley. Carpeting, inside the specially built teak floor border, and there are custom window blinds and curtains, additional LED lighting, granite ledges with large teak burl to starboard, and comfortable L- shaped built-in seating with granite topped end table to port. Two additional chairs provide for comfortable dining around a new custom circular hi-lo table. The air conditioning outlets in the salon are on both sides in the valances producing a more effective air flow. There is a private staircase in the salon to access the master stateroom, laundry area and engine room below. The galley adjoins the salon and has a raised bar-style two level granite counter with glass-front display cabinet. In addition, there are cabinets above this counter with LED lighting and extra storage for essentials. The galley is very complete with a new Frigidaire refrigerator/freezer/icemaker, trash compactor, full-size dishwasher, 4-burner GE glass stove top, Advantium oven, double stainless steel sink with garbage disposal, and an easy pass-thru to the pilothouse area. There is a large on-deck day head as well. Just forward of the head is a very large pantry built-in under the staircase. For night-time running, there is an additional door between the pilothouse

and galley. Forward is the pilothouse with an L-sectional area offering comfortable seating with a table, overhead LED lighting, and reading lights. Heavily-built watertight doors with teak paneling are both port and starboard. There is a Stidd helm seat appropriately positioned at the navigation station. A custom console was created to maximize space for a very complete electronics package, including a monitor for the camera system, bow and stern thruster, and tank levels. This yacht has been upgraded to twin disc controls in the Fall of 2003. Both 110/220V electrical panels and 12/24V panels are located in this area, along with exceptional storage including chart storage. The master stateroom has a centerline queen berth with very attractive use of burl inserts, custom teak bedposts, and overhead semi-circular custom-designed cabinetry with LED lighting. There are upgraded dimmer switches to control the LED lighting. Granite-topped nightstands with pedestal-style columns, flatscreen-style TV/DVD with satellite receiver, stereo system/intercom, glass-front display cabinets both port and starboard, drawer storage and cedar lined hanging lockers both port and starboard. There are opening hatches and also an escape hatch with a hinged teak cover to eliminate light. The master head adjoins this stateroom on the port-side with granite-topped counters, large stall shower, sink and plenty of storage. Forward of the master stateroom, there are full-size high quality Asko washer and dryer on either side of the hallway and additional storage cabinet for supplies. Continuing forward is a walk-in engine room with approximately 7 feet of headroom, custom stainless steel railings around the main engines, and a custom ladder to an escape hatch above. Both generators are housed in this area. Other equipment includes stabilizers, inverter, battery systems, other charger systems, custom work bench, custom tool storage cabinetry, central vacuum system and water pressure systems. The entire area has upgraded insulation on the walls and overhead. In 2005, the owner upgraded the blower and exhaust fan systems for the engine room and added a fuel polisher. From the pilothouse is a private staircase which leads to the VIP stateroom, located amidships and featuring a queen berth with custom headboard, custom teak bedposts, end tables both port and starboard, satellite TV and intercom, large hanging locker, opening drawer cabinets to starboard with framed mirror above, and teak-framed area with drapes which can be opened to provide lighting from the exterior ports. There are upgraded dimmer switches to control the LED lighting. This stateroom features an overhead escape hatch that is cleverly concealed in the headliner and leads to the pilothouse. To port is a large head with granite counters, large shower stall and opening port. Continuing forward is an attractive V-berth stateroom with burl inserts, cabinet storage, large hanging locker, overhead opening hatch, satellite TV and intercom. The enhanced décor includes draperies, housed in custom teak frames both port and starboard in front of the opening ports. A comfortable staircase leads to one of the largest flybridge areas ever found on a 60' to 70' yacht, as it utilizes the entire area above the main cabin house in the traditional style of Burgers and DeFevers. There is a center helm position with electronics, other controls and two Pompanette chairs with covers. There is a large section of built-in seating to port, custom fiberglass storage lockers, and to starboard is a fiberglass cabinet with built-in icemaker, sink and stainless steel barbecue grill with additional storage below. The area furthest aft houses

a low-rise 1,000 lb. davit and a 12' Novurania dinghy with a new fuel injected 40hp Yamaha 4-stroke outboard. After several design changes during the construction of this yacht, the radar arch was hinged and designed to lower and allow a total clearance of 17' 3". This will allow the yacht access to the Great Lakes or Great Circle Route.

GALLEY

- New Frigidaire refrigerator/freezer with icemaker
- GE Profile stainless steel trash compactor
- GE Profile full-size stainless steel dishwasher
- Teak and holly flooring
- Opening pass thru to pilothouse
- GE Advantium stainless steel oven (acts as microwave or oven)
- Double stainless steel sink
- Garbage disposal
- Dual-level granite countertops
- Overhead LED lighting

PILOTHOUSE

- CAT/twin disc controls installed Fall 2003
- Sidepower bow and stern thruster controls with separate batteries and chargers
- Naiad stabilizer controls
- Robertson AP20 Autopilot
- Standard VHF radio
- Furuno color sounder
- Furuno NavNet radar/plotter
- Trace inverter controls
- Raymarine wind control
- Raymarine depth
- Raymarine speed
- Tank watch system
- Compass
- Tank tender system
- 7 station Intercom system
- Cellular phone
- 12" color television
- Jabsco ITT searchlight controls
- Windlass controls
- Stereo speakers
- Video monitor (aft deck, engine room)
- Night-running overhead LED red lights with dimmers

- Stidd helm chair with stainless steel base
- L-shaped lounge with table
- Custom hi-lo table
- Separate Bose stereo with remote control
- Full alarm system (smoke, water, intrusion)
- AIS

FLYBRIDGE

- Furuno NavNet radar/plotter/video to engine room and aft deck
- CAT/twin disc controls installed Fall 2003
- Sidepower bow and stern thruster controls
- Naiad stabilizer controls
- Robertson AP20 autopilot
- Standard VHF radio
- Raymarine depth/speed unit
- Sony stereo system
- Compass
- Intercom
- 12' Novurania 360DL dinghy with a new fuel injected 40hp Yamaha 4-stroke outboard
- 1,000 lb. low-rise davit
- Force 10 Stainless steel barbecue grill and built-in sink
- L - shaped seating and storage
- Table with new corian table top
- Two (2) large fiberglass built-in storage lockers
- Icemaker
- New oversized bimini top
- Two (2) Pompanette chairs with covers
- Hinged radar arch

DECK

- Maxwell 3500 Windlass dual capstan
- Stainless steel breastplate
- 110 lb. Horizon claw anchor
- 60 lb. plow anchor
- 300' of 3/8" chain
- Glendinning cablemaster
- Fishbox with pump in cockpit
- Cockpit sink

- Built-in seating with storage on aft deck
- Custom 6-step boarding ladder
- Grey water and black water systems upgraded to satisfy Great Lakes and Canada cruising requirements
- Built-in seating and storage on foredeck
- Portuguese bridge
- Rod holder storage built-in underneath cockpit
- Sail tracks for fenders
- Khalenberg triple air horns
- Cockpit shower in fiberglass cabinet
- Spur line cutters
- Fresh water wash down - fore, aft, engine room, boat deck and flybridge
- Opening transom door in cockpit
- Courtesy lighting, exterior and interior
- Complete canvas package for all exterior seating
- Table with new corian table top on aft deck
- Windshield cover

ENGINE ROOM AND MECHANICAL

- Twin 450hp Caterpillar 3126B
- 20kW Northern Lights generator with separate battery and charger (2387 hrs)
- 8kW Northern Lights generator with separate battery and charger (851 hrs)
- Naiad stabilizers with 6 sq. ft. fins
- Custom battery boxes
- Battery chargers - one (1) 12V, one (1) 24V
- Six (6) 8D batteries with auto water fill
- 4kW Trace inverter
- Updated freshwater pump system
- Saltwater washdown system
- Reverso oil change system
- Nutone vacuum central system
- Fire extinguishing system
- Stainless hot water tank
- Upgraded 1500 gallon fuel capacity
- Stainless steel rails around engines
- Stainless steel ladder to escape hatch
- Custom workbench
- Cabinet storage for tools and spares
- Upgraded insulation in engine room
- Enlarged rudders
- Dripless shaft seals
- 200 gallon grey water tank

- New 3 GPM fuel polisher
- 12 batteries total

BROKER'S REMARKS

"THE BOAT" was originally built for an owner after many years of searching for a yacht that would fulfill his dream of traveling to the Great Lakes, the East Coast of the United States and the Bahamas. With its bow and stern thrusters it can be handled effortlessly, the 1500 gallon fuel tanks allow for extended range at hull speed and the specially designed radar arch has been very useful for traveling to the Great Lakes, Canada, the East Coast and the Bahamas. The interior joinery work, custom cabinetry, decorator fabrics, three stateroom, three head layout plus an on-deck head arrangement and all of the additional custom features specified by the current and original owner, make "THE BOAT" a great choice for your next cruising yacht.

Basic Information

Category: Motor Yacht

Model Year: 2002

Year Built: 2002

Country: United States

Fly Bridge: Yes

Dimensions

LOA: 64' 0" (19.51m)

Beam: 17' 0" (5.18m)

Max Draft: 4' 9" (1.45m)

Speed, Capacities and Weight

Displacement: 90000 Pounds

Water Capacity: 360 Gallons

Holding Tank: 200 Gallons

Fuel Capacity: 1500 Gallons

Accommodations

Total Cabins: 3

Total Berths: 4

Sleeps: 6

Total Heads: 4

Hull and Deck Information

Hull Material: Fiberglass

Engine Information







Engines: 2








Manufacturer: Caterpillar






Model: 3126B







Fuel Type: Diesel







PHOTOS











CONTACTS

Andrey Shestakov, leading yacht broker of the sales department of Shestakov Yacht Sales Inc. Shestakov Yacht Sales Inc., the official representative of the Miami/Fort Lauderdale FL headquarters.

Contact details

Email: **andrey@shestakovyachtsales.com**

Web: shestakovyachtsales.com/en/

Telephones

USA: **+1(954)274-4435**

Office hours

Monday – Saturday: **9:00 - 21:00** EDT

Sunday: **closed**

Address



Harbour Towne Marina, 850 NE 3rd St, STE 213, Dania, FL 33004