

## WILLOW TRU — ALBIN



**Builder:** [ALBIN](#)

**Year Built:** 1986

**Model:** Trawler

**Price:** PRICE ON APPLICATION

**Location:** United States

**LOA:** 40' 0" (12.19m)

**Beam:** 14' 0" (4.27m)

**Min Draft:** 4' 0" (1.22m)

**Cruise Speed:** 8 Kts. (9 MPH)

**Max Speed:** 10 Kts. (12 MPH)

Our experienced yacht broker, Andrey Shestakov, will help you choose and buy a yacht that best suits your needs **Willow Tru — ALBIN** from **our catalogue**. Presently, at **Shestakov Yacht Sales Inc.**, we have a wide variety of yachts available on **our sale's list**. We also work in close contact with all the big **yacht manufacturers** from all over the world.

If you would like to buy a yacht **Willow Tru — ALBIN** or would like help answering any questions concerning purchasing, selling or chartering a yacht, please call **+1(954)274-4435**

# TABLE OF CONTENTS

TABLE OF CONTENTS	2
SPECIFICATIONS	5
Overview	5
Basic Information	5
Dimensions	5
Speed, Capacities and Weight	5
Accommodations	6
Hull and Deck Information	6
Engine Information	6
DETAILED INFORMATION	7
Albin 40 Walkthrough	7
Albin 40 Accomodations	7
Albin 40 Salon	7
Albin 40 Galley	7
Albin 40 Lower Helm	8
Albin 40 Master Stateroom	8
Albin 40 Guest Stateroom	9
Albin 40 Flybridge	9
Albin 40 Audio/Video Equipment	9
Albin 40 Electronics	9
Albin 40 Electrical System	10
Albin 40 Engine/Mechanical Equipment	10
Albin 40 Deck Equipment	10
Albin 40 Tender	11
Albin 40 Fire and Safety Equipment	11
Albin 40 Exclusions	11
Albin 40 Disclaimer	11
Exclusions	11

Disclaimer	11
PHOTOS	13
Albin 40 Anchored	13
Albin 40 Sunset	13
Albin 40 Port Forward Profile	13
Albin 40 Stern & Tender	13
Albin 40 Starboard Forward Profile	13
Albin 40 Anchor Windlass	13
Albin 40 Anchors	13
Albin 40 Foredeck	13
Albin 40 Flybridge Forward	14
Albin 40 Flybridge Helm	14
Albin 40 Flybridge Helm Cover	14
Albin 40 Deck Chairs and table	14
Albin 40 Flybridge Table	14
Albin 40 Flybridge Table Expanded	14
Albin 40 Flybridge Storage	14
Albin 40 Flybridge Propane Storage	14
Albin 40 Mast	15
Albin 40 Salon Forward	15
Albin 40 Salon Port	15
Albin 40 Salon Lounge Chairs	15
Albin 40 Salon Settee Photo1	15
Albin 40 Salon Settee Photo2	15
Albin 40 Salon Bar	15
Albin 40 Salon Bar Storage	15
Albin 40 Lower Helm Photo1	16
Albin 40 Lower Helm Photo2	16
Albin 40 Galley Photo1	16

---

Albin 40 Galley Photo2	16
Albin 40 Master Stateroom	16
Albin 40 Master Stateroom Head	16
Albin 40 Master Stateroom Tub/Shower	16
Albin 40 Guest Stateroom	16
Albin 40 Guest Stateroom Head	17
Albin 40 Engine Room Access	17
Albin 40 Engine Room Aft Photo1	17
Albin 40 Engine Room Aft Photo2	17
Albin 40 Main Engine Photo1	17
Albin 40 Main Engine Photo2	17
Albin 40 Main Engine Photo3	17
Albin 40 Racor Fuel Filters	17
Albin 40 Generator Racor Fuel Filter	18
Albin 40 Water Maker	18
Albin 40 Water Heater	18
Albin 40 Lighted Electrical Panel	18
Albin 40 MasPower Generator	18
Albin 40 Xantrex Inverter/Charger	18
Albin 40 Battery Charger	18
CONTACTS	19
Contact details	19
Telephones	19
Office hours	19
Address	19

---

# SPECIFICATIONS

---

## Overview

---

Willow Tru is a classic aft cabin Albin trawler in good condition. This rare 40' traditional trawler has a single Lehman 135 hp diesel main engine, 5.5 kw generator, Vetus bow thruster and water maker. Two staterooms, a guest head forward, an ensuite head in the aft master stateroom and a spacious salon make this trawler very comfortable as an economical liveaboard. Willow Tru is a Great Loop veteran and turn-key for her next cruise.

Seller reports that his fuel consumption while cruising the Great Loop was 2.32 gph or 79 cents per mile!

## Basic Information

---

**Category:** Trawler

**Sub Category:** Aft Cabin

**Model Year:** 1986

**Year Built:** 1986

**Country:** United States

**Vessel Top:** Bimini Top

**Fly Bridge:** Yes

## Dimensions

---

**LOA:** 40' 0" (12.19m)

**Beam:** 14' 0" (4.27m)

**Min Draft:** 4' 0" (1.22m)

**Clearance:** 16' 0" (4.88m)

## Speed, Capacities and Weight

---

**Cruise Speed:** 8 Kts. (9 MPH)

**Cruise Speed RPM:** 1650 Kts.

**Max Speed:** 10 Kts. (12 MPH)

**Max Speed RPM:** 2600 Kts.

**Displacement:** 26000 Pounds

**Water Capacity:** 180 Gallons

**Holding Tank:** 40 Gallons

**Fuel Capacity:** 400 Gallons

---

## Accommodations

---

**Total Cabins:** 2

**Total Berths:** 4

**Sleeps:** 6

**Total Heads:** 2

---

## Hull and Deck Information

---

**Hull Material:** Fiberglass

**Deck Material:** Composite Fiberglass

**Hull Configuration:** Modified V-Hull

**Hull Color:** White

---

## Engine Information

---

**Engines:** 1

**Manufacturer:** Ford Lehman

**Model:** 135

**Engine Type:** Inboard

**Fuel Type:** Diesel

---

# DETAILED INFORMATION

---

---

## Albin 40 Walkthrough

---

Boarding Willow Tru can be done on either port or starboard side near amidships or from the tender onto the swim platform to the aftdeck. Once on deck, from the port side you enter the aft end of the salon or from starboard at the lower helm. Once inside the salon, the U-shaped galley is to port with the guest head opposite to starboard followed by the guest stateroom. The lower helm is to starboard forward in the salon. Looking aft, the settee is to starboard, which also converts into a twin berth. There is a fold out bar forward to port with two recliners along the port salon bulkhead. The full beam master stateroom is aft. The centerline queen has a large amount of storage to both port and starboard and the ensuite head with mini tub/shower is starboard forward. The flybridge can be accessed from the aft deck, up onto the trunk cabin and then up onto the flybridge where the helm is located to starboard.

---

## Albin 40 Accommodations

---

Willow Tru offers a full beam master stateroom aft with an ensuite head and a guest stateroom forward with a v-berth and ensuite head. The salon settee also converts to a double size berth.

---

## Albin 40 Salon

---

The salon offers a comfortable space for navigating, dining, relaxing, entertaining and sleeping. A port side aft and starboard side forward entry door allow easy access into and out of the salon for tasks such as line handling. The lower helm is immediately inside the starboard entry door and has an excellent view around the boat. The instrumentation is forward for the helm with gauges and communications gear in the overhead. A small bench seat is available at the helm with salon storage underneath. Immediately aft of the helm is the L shaped Sofa with folding high gloss lacquered table. The sofa and table convert to a twin berth utilizing the sofa pads and tabletop. Additional storage is located under the sofa. Along the aft bulkhead is the 21' RCA Flat Screen TV. A Satellite 406 EPIRB is located on the bulkhead aft or the port side salon entrance. Forward of the port side entry door are two recliners with magazine racks on the bulkhead. Above the galley in the salon is a fold up bar with storage cabinets underneath. There are shades, screens and blinds for all of the salon windows and doors.

---

## Albin 40 Galley

---

The U-shaped down galley configuration offers a large amount of galley space without removing those in the galley from others in the salon. Facing the port side in the galley the double basin stainless steel sink is immediately to your left with a Norcold 7 cuft refrigerator and freezer to your right. The Force 10 3-burner propane cooktop and oven are directly in front of you with storage behind the stove, a 20 place spice rack and portlight above. A large amount of counter space with two in counter compartments, cabinets over and under the counter on both sides provide ample storage. A Black and Decker toaster, Mr. Coffee coffee maker and above counter mounted Haier microwave oven round out the appliances in the galley.

---

## Albin 40 Lower Helm

---

The lower helm is equipped with the following instrumentation and controls:

- Furuno 16 nm Radar display
- Garmin GPSmap 182C Chartplotter
- Autohelm ST 7000 Autopilot
- Interphase Forward scanning sonar
- ICOM IC-M304 VHF Radio with DSC
- Acu-Rite Weather Station
- Ritchie Compass
- Heart inverter/charger interface Link 2000-R
- Chamberlain Intercom
- Vetus bow thruster controls
- Windlass controls
- High water alarm

---

## Albin 40 Master Stateroom

---

The full beam master stateroom is aft. Entry is down a short set of stairs from the salon on the port side. An access door to the engine room is behind the stairs. Storage cabinets, drawers and hanging lockers line both the port and starboard bulkheads of the master suite and provide a large amount of storage. The centerline queen is on the aft bulkhead with nightstands built in on each side with reading lights. Large windows on 3 walls provide a great deal of light into this space. A self contained air conditioning/heating unit is mounted in the overhead with its controls on the aft bulkhead above the berth. There is a large mirror on the ensuite head bulkhead to starboard in the master stateroom. The ensuite head is starboard forward. A mini tub with shower is along the outer starboard bulkhead with a Raritan electric toilet, sink and mirrored medicine cabinet. A portlight provides additional natural light and airflow to the space.



---

## Albin 40 Guest Stateroom

---

The forward berth is a standard V berth configuration. An overhead hatch and portlights on both port and starboard allow plenty of natural light and airflow. There are book shelves with reading lights over each side of the berth, storage under the berths and a hanging locker to starboard with a large shelf on top provide ample storage space.

---

## Albin 40 Flybridge

---

The large flybridge is enclosed with a bimini and Eisinglass which were new in 2009. The bimini canvas is in very good condition. There are 3 large deck boxes, one holds 3 propane tanks. Four deck chairs with a storage cover and a fold up and out table provide an area to entertain or dine. A bench seat and two helm chairs provide seating underneath the bimini. A Follow Me unit with Direct TV dish is mounted on a mast to starboard. The following instrumentation and controls are installed at the flybridge helm:

- Garmin GPSmap 492 Chartplotter
- Garmin Fishfinder 160C
- Autohelm ST7000 Autopilot
- Standard Horizon VHF radio with AIS and DSC GX2150
- ICOM IC-M304 VHF radio with DSC
- Danforth Compass
- Chamberlain Intercom
- Vetus bow thruster controls
- Windlass controls

---

## Albin 40 Audio/Video Equipment

---

- Dish Network 500 with Follow Me TV
- RCA 21" Flatscreen TV
- Chamberlain Intercom

---

## Albin 40 Electronics

---

Furuno 16 nm Radar display

- Garmin GPSmap 492 Chartplotter
- Garmin GPSmap 182C Chartplotter

- Garmin Fishfinder 160C
- Autohelm ST 7000 Autopilot (x2)
- Interphase Forward scanning sonar
- ICOM IC-M304 VHF Radio with DSC (x2)
- Standard Horizon VHF radio with AIS and DSC GX2150
- Heart inverter/charger interface Link 2000-R
- Acu-Rite Weather Station
- HP color printer (2016)

---

## Albin 40 Electrical System

---

MasPower 5.5 kw Series 1 Generator

- Xantrex Freedom 458 2500 watt Inverter / 125 amp charger
- Newmar 50 amp heavy duty marine battery charger
- Heart inverter/charger interface Link 2000-R
- Trojan J-305-P house batteries (x4) (2016)
- Trojan SCS225 starting battery
- 50' 30 amp shore power cords (x3)
- 25' 30 amp shore power cord

---

## Albin 40 Engine/Mechanical Equipment

---

Lehman 135 hp main diesel engine with approximate;y 10,100 hours (Numerous and recent clean oil analysis reports available)

- Dual Racor main engine and single generator diesel fuel filters
- Dripless shaft seal
- Water heater
- Spectra 200C Water Maker
- Vetus bow thruster
- Bottom painted 2016

---

## Albin 40 Deck Equipment

---

2011 AB 9' 10" RIB dinghy with 9.9 hp Johnson Outboard motor

- Bottom Paint (2014)
- West Marine deck boxes (x3)
- Lofrans Tigres windlass
- 44 lb Delta anchor
- 60 lb Manson supreme anchor
- Full set of mooring lines (x2)
- Small utility cart

---

## Albin 40 Tender

---

- MAB 9' RIB
- Johnson 9.9 hp 2-stroke outboard
- Mast & boom davit system

---

## Albin 40 Fire and Safety Equipment

---

Satellite 406 EPIRB (expires 2017)

- Fireboy Halon 1301 Fire Suppression System Model 70VH
- Dual air horns
- Life Sling throwable flotation device
- Fire extinguishers (x7)
- Smoke and CO detectors
- Flares
- Life jackets

---

## Albin 40 Exclusions

---

Seller's personal belongings

---

## Albin 40 Disclaimer

---

The Company offers the details of this vessel in good faith but cannot guarantee or warrant the accuracy of this information nor warrant the condition of the vessel. A buyer should instruct his agents, or his surveyors, to investigate such details as the buyer desires validated. This vessel is offered subject to prior sale, price change, or withdrawal without notice.

---

## Exclusions

---

Owner's personal belongings.

---

## Disclaimer

---

The Company offers the details of this vessel or yacht in good faith but cannot guarantee or warrant the accuracy of this information nor warrant the condition of the vessel. A buyer should instruct his representatives, agents, or his surveyors, to investigate such details as the buyer desires validated. This vessel or yacht is offered


subject to prior sale, price change, or withdrawal without notice.

---

# PHOTOS

---


**Albin 40 Anchored**




**Albin 40 Sunset**




**Albin 40 Port Forward Profile**



**Albin 40 Stern & Tender**




**Albin 40 Starboard Forward Profile**



**Albin 40 Anchor Windlass**



**Albin 40 Anchors**



**Albin 40 Foredeck**



**Albin 40 Flybridge Forward**



**Albin 40 Flybridge Helm**



**Albin 40 Flybridge Helm Cover**



**Albin 40 Deck Chairs and table**




**Albin 40 Flybridge Table**



**Albin 40 Flybridge Table Expanded**



**Albin 40 Flybridge Storage**



**Albin 40 Flybridge Propane Storage**



**Albin 40 Mast**



**Albin 40 Salon Forward**



**Albin 40 Salon Port**



**Albin 40 Salon Lounge Chairs**



**Albin 40 Salon Settee Photo1**



**Albin 40 Salon Settee Photo2**



**Albin 40 Salon Bar**



**Albin 40 Salon Bar Storage**



**Albin 40 Lower Helm Photo1**



**Albin 40 Lower Helm Photo2**



**Albin 40 Galley Photo1**



**Albin 40 Galley Photo2**




**Albin 40 Master Stateroom**



**Albin 40 Master Stateroom Head**



**Albin 40 Master Stateroom  
Tub/Shower**



**Albin 40 Guest Stateroom**





**Albin 40 Guest Stateroom Head**



**Albin 40 Engine Room Access**



**Albin 40 Engine Room Aft Photo1**



**Albin 40 Engine Room Aft Photo2**



**Albin 40 Main Engine Photo1**



**Albin 40 Main Engine Photo2**




**Albin 40 Main Engine Photo3**



**Albin 40 Racor Fuel Filters**




**Albin 40 Generator Racor Fuel Filter**



**Albin 40 Water Maker**




**Albin 40 Water Heater**



**Albin 40 Lighted Electrical Panel**




**Albin 40 MasPower Generator**



**Albin 40 Xantrex Inverter/Charger**



**Albin 40 Battery Charger**



# CONTACTS

---

Andrey Shestakov, leading yacht broker of the sales department of Shestakov Yacht Sales Inc. Shestakov Yacht Sales Inc., the official representative of the Miami/Fort Lauderdale FL headquarters.

## Contact details

---

Email: **andrey@shestakovyachtsales.com**

Web: [shestakovyachtsales.com/en/](https://shestakovyachtsales.com/en/)

## Telephones

---

USA: **+1(954)274-4435**

## Office hours

---

Monday – Saturday: **9:00 - 21:00** EDT

Sunday: **closed**

## Address

---



Harbour Towne Marina, 850 NE 3rd St, STE 213, Dania, FL 33004