

O-SEA-D — SCOUT BOATS



Builder: SCOUT BOATS

Year Built: 2013

Model: Center Console

Price: PRICE ON APPLICATION

Location: United States

LOA: 32' 3" (9.83m)

Beam: 9' 8" (2.95m)

Max Draft: 2' 6" (0.76m)

Cruise Speed: 32 Kts. (37 MPH)

Max Speed: 44 Kts. (51 MPH)

Our experienced yacht broker, Andrey Shestakov, will help you choose and buy a yacht that best suits your needs **O-SEA-D — SCOUT BOATS** from **our catalogue**. Presently, at **Shestakov Yacht Sales Inc.**, we have a wide variety of yachts available on **our sale's list**. We also work in close contact with all the big **yacht manufacturers** from all over the world.

If you would like to buy a yacht **O-SEA-D — SCOUT BOATS** or would like help answering any questions concerning purchasing, selling or chartering a yacht, please call **+1(954)274-4435**

TABLE OF CONTENTS

TABLE OF CONTENTS	2
SPECIFICATIONS	5
Overview	5
Basic Information	5
Dimensions	5
Speed, Capacities and Weight	5
Accommodations	6
Hull and Deck Information	6
Engine Information	6
DETAILED INFORMATION	7
Walk Through	7
Electronics & Navigation	7
Scout Factory equipment and options	7
Broker Comments	9
Exclusions	9
Disclaimer	9
PHOTOS	10
Scout original gelcoat, forward tow eye	10
Basically unused	10
Dependable 300hp Yamaha 4 strokes	10
Tilted up, completely clear of water	10
Twin Garmin 5215 touchscreens	10
Factory hardtop and glass windshield	10
Helm Seats have fold-up leaning bolsters and armrests	11
Comfortable and stylish	11
Edson Stainless wheel, molded footrest	11
Recessed safety railing & full coaming pads	11
Forward seating, removable table is stored in console	11

Cruising comfort features	11
Storage beneath forward seating	12
Solid enclosure with lighting, stereo	12
Power-coated metal	12
Console entry door	12
Under console Berth	12
Vacuflush freshwater head	12
12v refrigerator	12
Line storage, gaff or wash poles	12
Cockpit non-skid deck	13
Tackle center, rigging table, sink	13
Side Dive door and ladder	13
Under cockpit storage	13
Built-in cooler under forward seat	13
Under-deck fishbox or storage, port	13
Livewell in tackle center	13
Portside forward wetbar	14
Starboard side forward storage	14
Good looking!	14
Lewmar windlass, rode counter and remote control at helm	14
Quality switch panels	14
Yamaha Command Link LCD display and start/stop	14
Garmin autopilot	14
Garmin Vhf radio	15
Aft rod storage and LED spreaders	15
Practical helm layout	15
Walk-through transom door	15
Fold-down rear seat	15
Recent bottom paint	15

CONTACTS	17
Contact details	17
Telephones	17
Office hours	17
Address	17

SPECIFICATIONS

Overview

The 32' SCOUT LXF is a well designed and user friendly center console with a surprisingly large cuddy cabin beneath the console (double berth). Twin 300hp Yamaha motors with barely break-in time (**30 original hours**). Comfortable forward seating, fold down rear seat, stylish hardtop with solid windshield. This boat had previously been indoor stored and is in nearly new condition, although now in the water with fresh bottom paint. Garmin "touch screen" electronics package including auto-pilot, side dive door/swim ladder, integral anchor chute and electric windlass, drink refrigerator, forward seating with wet bar console. Live well, underdeck fish boxes, outriggers, tackle center. Equipped with tow-eye forward.

Basic Information

Category: Center Console

Model Year: 2014

Year Built: 2013

Country: United States

Vessel Top: Hardtop

Dimensions

LOA: 32' 3" (9.83m)

Beam: 9' 8" (2.95m)

Max Draft: 2' 6" (0.76m)

Speed, Capacities and Weight

Cruise Speed: 32 Kts. (37 MPH)

Cruise Speed RPM: 4000 Kts.

Max Speed: 44 Kts. (51 MPH)

Max Speed RPM: 5500 Kts.

Displacement: 10200 Pounds

Water Capacity: 20 Gallons

Holding Tank: 10 Gallons

Fuel Capacity: 222 Gallons

Accommodations

Total Cabins: 1

Sleeps: 2

Total Heads: 1

Hull and Deck Information

Hull Material: Fiberglass

Deck Material: Fiberglass

Hull Configuration: Modified Deep Vee **Hull Color:** white

Engine Information

Engines: 2

Manufacturer: Yamaha

Model: F300

Engine Type: Outboard

Fuel Type: Gas/Petrol

DETAILED INFORMATION

Walk Through

The Scout 32 LXF is a well designed and user friendly center console with a surprisingly large cuddy cabin beneath the console which features a slide in double berth, electric head, basin sink/vanity, mirror with cabinet behind, and teak & holly laminate flooring with drain. The sink faucet wand can be used as a shower if desired. From the transom there are molded swim platforms with laminate teak pads to either side & forward of the engines with a receiver for a swim ladder on the starboard side, a grab-rail and a walk-through transom door/gate just forward of there. A fold down aft seat is tucked into the aft gunwale and coaming pads surround the interior perimeter of the boat. To either side are good sized underdeck fish boxes with macerator drainage. A larger center hatch give bilge access and a sizable storage area. The helm seat console is a multi-purpose cabinet which has a livewell center aft, a stainless circular sink with faucet wand and a bait prep counter to the opposite side all mounted on a solid surface countertop with a grab railing aft and just above 4 rod holders & two drink holders, plus a catch-all cubby nook. Below the railing are some tackle storage drawers & a rigging tool cabinet. To the starboard side and below the helm seats is a 12v refrigerator with mini-freezer section.

Electronics & Navigation

Twin Garmin 5215 touchscreen displays Depth sounder with Airmar transducer Garmin HD radar with open array scanner Garmin GHC 10 autopilot Garmin 200 Vhf radio SeaStar Optimus electric steering data display Yamaha Command Link digital engine display & start/stop buttons Fusion Stereo, MS IP700i main unit inside console Fusion NRX 200i full feature remote panel at helm Fusion speakers, 4 in hardtop, 2 in bow area, 1 sub below the helm, Fusion amplifier Magnetic compass on console top Lemco trim tab control

Scout Factory equipment and options

- Dual Swim Platforms with Center Walk Thru and Esthec composite teak decking
- Optimus Steering
- Armstrong Dive Swim Ladder (stored inside console)
- Transom Door
- 10" Pull-up Stern / Bow Cleats
- (2) 8" Spring Line Cleats
- (6) Stainless Steel Flush Mount Gunnel Rod Holders
- (4) Horizontal Under Gunnel Rod Storage
- Aft Under Deck Systems Station w/ Storage

- 50 Amp Battery Charger
- Port Aft Side Transom Storage
- Port & Starboard Aft underdeck Fish Boxes
- Raw / Fresh Water Washdown wuth 20 Gallon Tank
- Deluxe Leaning Post w/ Bait Well, Tackle Drawers, Cup Holders, Sink and Rod Holders
- Dual Airmar Custom Helm Chairs with Folding Lean Bolsters & Armrests
- Trim Tab

HELM

- Fusion MSIP700i Stereo System w/ (6) 7.7 Speakers & subwoofer (remote at helm console)
- Powder Coated Patented T-Top Hardtop w/ Glass Enclosure[®] T-Bag and LED Rope Lighting
- Compass
- Courtesy and Navigation Lights (LED)
- Under Gunnel LED Rope Lighting
- Molded-into-hardtop Forward and Aft Spreader Lights
- C-Zone Digital Switching

INNER CONSOLE BERTH

- Stainless Steel Sink wth Corian Vanity and Mirror
- Electric Marine Head with 10 Gallon Holding Tank with Overboard Discharge and Dockside Pump Out
- Overhead Lights
- Console Berth Cushion

HULL, DECK, AND COCKPIT

- Starboard Console Storage Closet for Brush, Gaff, Lines, etc.
- 360 Degree Bolster Cushions
- Recessed Powder Coated Coaming Rail
- Forward Cooler Seat
- Forward Bow Seating with Underside Storage and Plug-in Backrests
- Lewmar Windlass, Anchor, Chain and Rode with Bow Foot Controls and Helm Controls
- Hide Away Transom Seat
- Cabin / Console Rod Rack System (6)

OPTIONAL ITEMS

12v refrigerator with mini-freezer

Taco Grand Slam radial outriggers with 15' Black FBG poles

Stainless Steel tow hook on bow

Removable Bow Table (stored inside console)

Side Dive Door

Edson Stainless Custom Helm Wheel with cheater knob

5 rod Powder Coated rocket launcher on aft hardtop edge **Engine Warrantees, twin F3000 Yamaha outboards** Motors have original standard Yamaha warrantee coverage until 10-22-2017

Motors have extended Yamaha YES warrantee coverage until 10-21-2020

Broker Comments

This boat was purchased new and basically was never used. Now that some sale prep cleanup is complete, a fantastic opportunity for the right buyer. Immediately available.

Exclusions


Owner's personal belongings.

Disclaimer

The Company offers the details of this vessel or yacht in good faith but cannot guarantee or warrant the accuracy of this information nor warrant the condition of the vessel. A buyer should instruct his representatives, agents, or his surveyors, to investigate such details as the buyer desires validated. This vessel or yacht is offered subject to prior sale, price change, or withdrawal without notice.

PHOTOS



Scout original gelcoat, forward tow eye




Basically unused




Dependable 300hp Yamaha 4 strokes Tilted up, completely clear of water



Twin Garmin 5215 touchscreens



Factory hardtop and glass windshield



Helm Seats have fold-up leaning bolsters and armrests



Comfortable and stylish




Edson Stainless wheel, molded footrest




Recessed safety railing & full coaming pads



Forward seating, removable table is stored in console



Cruising comfort features



Storage beneath forward seating



Solid enclosure with lighting, stereo



Power-coated metal



Console entry door



Under console Berth



Vacuflush freshwater head



12v refrigerator



Line storage, gaff or wash poles



Cockpit non-skid deck



Tackle center, rigging table, sink




Side Dive door and ladder




Under cockpit storage




Built-in cooler under forward seat



Under-deck fishbox or storage, port



Livewell in tackle center




Portside forward wetbar




Starboard side forward storage




Good looking!




Lewmar windlass, rode counter and remote control at helm




Quality switch panels



Yamaha Command Link LCD display and start/stop



Garmin autopilot



Garmin Vhf radio



Aft rod storage and LED spreaders





Practical helm layout




Walk-through transom door



Fold-down rear seat



Recent bottom paint





CONTACTS

Andrey Shestakov, leading yacht broker of the sales department of Shestakov Yacht Sales Inc. Shestakov Yacht Sales Inc., the official representative of the Miami/Fort Lauderdale FL headquarters.

Contact details

Email: **andrey@shestakovyachtsales.com**

Web: shestakovyachtsales.com/en/

Telephones

USA: **+1(954)274-4435**

Office hours

Monday – Saturday: **9:00 - 21:00** EDT

Sunday: **closed**

Address



Harbour Towne Marina, 850 NE 3rd St, STE 213, Dania, FL 33004