

MEHL TICKET — SABRE YACHTS



Builder: SABRE YACHTS

LOA: 48' 0" (14.63m)

Year Built: 2014

Beam: 15' 4" (4.67m)

Model: Cruiser

Max Draft: 3' 9" (1.14m)

Price: PRICE ON APPLICATION

Location: United States

Our experienced yacht broker, Andrey Shestakov, will help you choose and buy a yacht that best suits your needs **Mehl Ticket — SABRE YACHTS** from **our catalogue**. Presently, at **Shestakov Yacht Sales Inc.**, we have a wide variety of yachts available on **our sale's list**. We also work in close contact with all the big **yacht manufacturers** from all over the world.

If you would like to buy a yacht **Mehl Ticket — SABRE YACHTS** or would like help answering any questions concerning purchasing, selling or chartering a yacht, please call **+1(954)274-4435**

TABLE OF CONTENTS

TABLE OF CONTENTS	2
SPECIFICATIONS	4
Overview	4
Basic Information	4
Dimensions	4
Speed, Capacities and Weight	4
Hull and Deck Information	4
Engine Information	5
DETAILED INFORMATION	6
Hull	6
Deck & Hardtop	6
Deck Hardware	6
Helm Station	7
Propulsion	7
Fuel & Steering System	7
Electrical System	8
Master Stateroom Amidship	8
Master Head	9
Guest Stateroom	9
Guest Head	10
Galley	10
Main Salon	10
Decor	11
Fresh Water System	11
Waste Disposal	11
Safety	11
Optional Equipment	12
Electronics	12

Disclaimer	13
Exclusions	13
Disclaimer	13
PHOTOS	14
CONTACTS	25
Contact details	25
Telephones	25
Office hours	25
Address	25

SPECIFICATIONS

Overview

For the discerning buyer, please find "MEHL TICKET" A 2014 48 SABRE Express. This one owner 48 has only 220hrs on her Cummins and Zeus pods. While in his care, "MEHL TICKET" has had an open check book policy to include an exacting, by the book engine service program. She has all Garmin equipment to include an extra STIDD companion chair for viewing comfort. Her striking navy blue hull and white top sides, to include rich bright work, makes her a true standout amongst her piers. Change in owners plan has brought her to market so act now as she won't last and won't disappoint.

Basic Information

Category: Cruiser

Sub Category: Express

Model Year: 2014

Year Built: 2014

Country: United States

Dimensions

LOA: 48' 0" (14.63m)

Beam: 15' 4" (4.67m)

Max Draft: 3' 9" (1.14m)

MFG Length: 47' 6" (14.48m)

Speed, Capacities and Weight

Displacement: 34700 Pounds

Water Capacity: 160 Gallons

Holding Tank: 70 Gallons

Fuel Capacity: 525 Gallons

Hull and Deck Information

Hull Material: Fiberglass

Engine Information

Engines: 2

Manufacturer: Cummins

Model: QSC 8.3 w/ Zeus Pod

Engine Type: Inboard

Fuel Type: Diesel

DETAILED INFORMATION

Hull

The hull is built using a resin infusion process rather than a conventional hand lay up, which provides for better strength characteristics and provides better fuel economy and performance.

- Modified deep "V" planing hull design, with shallow pod drive tunnels
- 14 degree deadrise at transom, 23 degree deadrise amidships
- ISO NPG white gelcoat with vinylester back-up resin
- Bottom, topsides and transom VIP resin infused biaxial E-glass with corecell SAN foam core
- Stringer system biaxial E-glass with foam core
- Resin infused E-glass swim platform with molded-in anti-skid surface
- Hull side rubbing strakes
- PVC rub rail with stainless steel cap
- Painted (urethane) double boot top: Sport Yacht white
- Gold recessed cove stripe

Deck & Hardtop

- ISO NPG gelcoat
- VIP resin infused biaxial E-glass with balsa core
- Molded-in anti-skid deck surfaces
- Bi-fold aft salon door to port
- Sliding windows in salon on cabin sides
- Electric opening window in salon aft bulkhead
- Hinged access door to side deck at helm
- Flush, outward opening, transom door with latch
- Anchor locker with slam latch
- Large lazarette/engine room access hatch in cockpit sole with compression latches

Deck Hardware

- (1) 1/4" diameter type 316 stainless steel perimeter rail system
- (8) 12" stainless steel cleats (2 forward, 4 mid-ship, 2 in aft cockpit)
- (1) 10" stainless steel cleat to starboard of windlass as anchor rode tie off
- (4) Custom cast stainless steel mid-rail line chocks
- (2) Custom cast stainless steel skene chocks forward

- (2) Custom folding stainless steel mooring cleats aft
- Bow pulpit with dual anchor roller for 44# CQR or Delta anchor with "lunch hook"
- Quick anchor windlass, electric rope-chain type
- Flag staff and socket on aft rail
- Burgee staff on bow pulpit
- (6) Low profile stainless steel hatches with screens
- (6) Custom stainless steel opening port lights
- Teak toe rails
- Teak cabin side eye-brow
- Custom cast stainless steel "SABRE" medallion

Helm Station

- Cummins DTS single lever electronic controls
- Cummins Smart Craft display (engine data tank levels, vessel data, alarms)
- Triple windshield wipers with washers
- Ritchie compass
- Switch controls for horn, running lights, anchor light, engine room blower and optional equipment
- Stazo 400mm custom teak steering wheel with tilt helm and Sabre logo
- Stidd single helm seat with Ultraleather fabric

Propulsion

This boat is powered by twin Cummins 550 hp pod drives providing cruising speed of 30 knots and a WOT speed of over 35 knots. In addition, this vessel is equipped with automatic trim tabs, a Mototron joy stick, smartcraft display and Cummins DTS controls.

- Twin Cummins QSC 8.3 550hp electronic, fresh water-cooled engines
- Twin CMD Zeus pod drives, with integrated steering and trim
- 120A, 12V alternators each engine
- (2) Exhaust by-pass mufflers
- Engine room blower
- Engine room vent ducts
- Engine room floor with FRP anti-skid
- White gelcoated engine room
- Mylar face foam noise barrier

Fuel & Steering System

- (2) 260 USG diesel fuel tanks port and starboard

- Racor fuel filters with water in fuel probes
- (2) 2" "Diesel" deck fill plates
- CMD helm with joystick
- Trim tabs integrated in CMD Zeus pod drives
- Autopilot integrated in CMD Zeus pod system
- "Skyhook" GPS position hold system with dedicated GPS receiver

Electrical System

- (2) AGM Group 31 dedicated engine start batteries
- (3) AGM 4D deep cycle ship's service batteries
- (1) AGM Group 24 generator start battery
- Remote control battery switches with controls at helms
- Manual emergency battery crossover switch
- Illuminated main circuit breaker distribution
- Digital battery monitor
- Lighting: St. Maarten amber cabin reading lights; high output LED lights in overhead; halogen bar lighting in appropriate locations; fluorescent engine room lighting; cockpit courtesy lights
- Marine-grade tinned wire throughout
- Onan 13.5kw generator including: Onan E series display; dedicated start battery; water drop muffler; cooling water intake strainer; sound shield; transfer switch
- 50A shore power service with Glendinning Cablemaster and 50 ft. cord
- Fail safe galvanic isolator
- Illuminated main circuit breaker distribution panel
- Digital AC system monitor
- 120V GFCI protected outlets in each cabin and engine room
- 50 amp, 3-bank battery charger
- Reverse cycle heat/air conditioning in (3) zones

Master Stateroom Amidship

The midships master stateroom provides for a full queen berth measuring 60" x 80". The berth is low to the sole for easy access. The Shoji panels in the doors, hanging locker and portlight shades allow natural light to flow through living spaces yet provide privacy. The mattress is hinged allowing ease of access to the large storage bins below and you'll find dovetailed drawers throughout and a cedar lined hanging locker.

- Spacious island berth athwartship layout with laminated trim
- Hull side deadlight over headboard
- Shoji style passageway and closet doors
- Shoji style portlight screen panels

- Cherry hull ceilings
- Drawers under berth and in bulkhead aft of berth
- (2) Hanging lockers fore and aft of bed
- LED flat screen TV and DVD player
- Teak and holly sole
- Sound deadening soft headliner panels
- Pocket door to master head compartment

Master Head

The master head showcases a ceramic tile sole and the forward bulkhead features a glass tile design. You'll find a stylish glass sink inset into a high gloss countertop and above, an oval shaped mirror. Fresh air is available through the overhead hatch and portlight.

- Private access from master stateroom
- Custom tile in WC and shower sole
- Glass vessel style sink
- High gloss finish over solid cherry counter
- Vanity cabinet below sink
- Storage outboard
- Mirror above vanity, cherry framed
- Separate shower stall with clear bi-fold enclosure and glass tile accent wall within
- Electric shower sump pump
- Opening port to side deck
- Deck hatch with blind/screen overhead
- Ventilation blower
- Stainless steel towel bars

Guest Stateroom

The guest cabin is configured as an island berth with storage and drawers below. You'll find drawers and storage below the berth as well as above the berth. In addition, the guest stateroom has private access to it's own head.

- Spacious island berth, with laminated trim
- Cherry hull ceilings
- Drawers under berth, A/C return grille beside
- Storage lockers, drawers and shelves
- Teak and holly sole
- Sound deadening soft headliner panels
- Private access to forward head and shower

Guest Head

- Stainless steel under mount sink
- Shower stall with seat and locker outboard
- Hot and cold pressure water
- Electric shower sump pump
- Storage lockers
- Solid surface vanity top with bullnose
- Towel bars
- Soap dispenser
- Cherry wood trimmed mirror over sink
- Ventilation blower

Galley

The Galley is located down a few steps to the port side, adjacent to the master stateroom. The windshield overhead provides a lot of natural light as does the portlights above the galley. The galley itself is well appointed and features Corian countertops, Vitrefrigo stainless steel fridge/freezer, microwave convection oven, ceramic cooktop, and good storage.

- Solid surface galley counter top
- Stainless steel under mount sink with cover and pull-out faucet
- Stainless steel under mount prep sink with cover
- Soap dispenser
- Vitrefrigo stainless steel stand-up refrigerator (top) and freezer
- Two burner electric cooktop
- Convection microwave with stainless steel face
- Drawers and storage lockers below counter
- Built-in waste basket; recycle bin below steps

Main Salon

Entry through to the salon is accessed through stainless sliding doors. To starboard, the aft window operates electrically, allowing the cockpit and the salon to become one. You'll find ultraleather on the two settees as well as a table with inlay which also features folding leaves allowing you a larger table if dining. This particular boat is equipped with an optional Webasto sun-roof allowing good ventilation throughout.

- "L" settee to starboard; 5" foam cushions with storage and Sabre tool drawer under
- High gloss finished table with hi-low pedestal and angled slide mechanism; lowers

to coffee table height

- Entertainment unit to port including: flat screen LCD TV 32" on lift and DVD player
- Sound deadening, soft headliner panels
- Raised mates L-shaped settee to port of helm chair
- Stainless steel bi-fold door to cockpit
- Electrically operated window aft of L-settee
- Swing door at helm to starboard side deck
- Deep chart table forward of L-settee

Decor

- Varnished cherry interior finish
- Screens on all opening ports
- Ocean Air screen/blinds on deck hatches
- Ocean Air pleated blinds on side windows and side door
- Drapes on aft curved windows
- Dovetailed, varnished maple drawer boxes

Fresh Water System

- Stainless steel, 20 gallon water heater, operates on 110-VAC or engine heat
- Temperature control valve on hot water supply
- Hot and cold water pressure system 12V
- Fresh water spigot in engine room

Waste Disposal

- Polyethylene holding tank with 70 gallon capacity
- Jabsco Quiet Flush fresh water MSD in guest head
- Tecma Eco MSD in master head
- Diaphragm waste pump on holding tank

Safety

- Single Kahlenberg chrome trumpet horn with compressor
- Fire extinguishers, (5) at 2 1/2 lbs.
- Marelon sea valves on all thru-hull fittings below waterline
- Bonding system to safeguard against galvanic corrosion
- Automatic fire extinguishing discharge system in engine space with override
- (3) Automatic 12V electric bilge pumps

- (3) High water switches and alarm

Optional Equipment

- Electric sunroof with sunscreen in lieu of (2) pilot hatches
- FRP molded mast, separate radar platform and satellite pad for sedan hardtop
- Teak decking in aft cockpit including steps
- (2) Additional 12v DC outlets - one in master and guest cabins (one standard at helm)
- (1) Additional dimmer switch in master stateroom (one in salon is standard)
- Beam central vac system with (2) outlets and a 32' expandable hose
- Dark hull colors: Flag blue
- Anti-skid color (fore and side decks, coach roof, aft cockpit, and recessed area of swim platform)
- Crew quarters with head in lieu of standard utility room
- Wet bar in salon starboard side settee forward including icemaker with inlay on top to coordinate with main salon table with high gloss
- Ultraleather upholstery main salon
- Reverso oil change system
- Hot and cold transom shower
- Fresh water wash down forward
- Shore water inlet
- Prewire for stereo and four speakers (main salon and cockpit)
- Shoji door on forward cabinet in lieu of standard
- Spendide washer/dryer combo with a door installed in crew cabin, aft and outboard of custom bureau
- Sunbrella fabric on master berth
- Sunbrella fabric on guest berth

Electronics

- (2) Garmin GPS/MAP 8215
- (1) Garmin Sounder Module
- (1) Airmar Transducer 1kw
- (1) Garmin Radar 4kw with 4' open antenna
- (2) Shakespeare digital VHF antennas
- (1) Standard Horizon Matrix VHF in black with AIS
- (1) Garmin GMI data display
- (1) ACR R-100 remote spotlight
- (1) KVH SAT TV dome and system (1) receiver salon to bow / stateroom

Disclaimer

While we attempt to display current and accurate data, this listing may not reflect the most recent transactions or may contain occasional data entry errors. Selling agent makes no warranties, express or implied, regarding the content or availability of the products described herein. All inventory listed is subject to availability and prior sale. Please consult selling agent for details. Prices are quoted for the USA only and may not include transportation, taxes, or other applicable charges. Photographs may be representative only and may vary somewhat from the actual items offered for sale. We will not be responsible for inaccurate data obtained from our site. Please check with your local dealer to ensure that you have the latest information available. Information on this web site could include technical inaccuracies or typographical errors. Changes may be periodically made to the information or the products herein. Questions or comments regarding these policies may be directed to website hosting agent.


Exclusions

Owner's personal belongings.









Disclaimer

The Company offers the details of this vessel or yacht in good faith but cannot guarantee or warrant the accuracy of this information nor warrant the condition of the vessel. A buyer should instruct his representatives, agents, or his surveyors, to investigate such details as the buyer desires validated. This vessel or yacht is offered subject to prior sale, price change, or withdrawal without notice.


PHOTOS


































CONTACTS

Andrey Shestakov, leading yacht broker of the sales department of Shestakov Yacht Sales Inc. Shestakov Yacht Sales Inc., the official representative of the Miami/Fort Lauderdale FL headquarters.

Contact details

Email: **andrey@shestakovyachtsales.com**

Web: shestakovyachtsales.com/en/

Telephones

USA: **+1(954)274-4435**

Office hours

Monday – Saturday: **9:00 - 21:00** EDT

Sunday: **closed**

Address



Harbour Towne Marina, 850 NE 3rd St, STE 213, Dania, FL 33004