

BLUE YONDER — JEANNEAU



Builder: JEANNEAU

Year Built: 2003

Model: Cruising Sailboat

Price: PRICE ON APPLICATION

Location: United States

LOA: 43' 0" (13.11m)

Beam: 13' 10" (4.22m)

Min Draft: 5' 3" (1.60m)

Max Draft: 6' 0" (1.83m)

Our experienced yacht broker, Andrey Shestakov, will help you choose and buy a yacht that best suits your needs **Blue Yonder — JEANNEAU** from **our catalogue**. Presently, at **Shestakov Yacht Sales Inc.**, we have a wide variety of yachts available on **our sale's list**. We also work in close contact with all the big **yacht manufacturers** from all over the world.

If you would like to buy a yacht **Blue Yonder — JEANNEAU** or would like help answering any questions concerning purchasing, selling or chartering a yacht, please call **+1(954)274-4435**

TABLE OF CONTENTS

TABLE OF CONTENTS	2
SPECIFICATIONS	3
Overview	3
Basic Information	10
Dimensions	10
Speed, Capacities and Weight	10
Accommodations	11
Hull and Deck Information	11
Engine Information	11
PHOTOS	12
CONTACTS	15
Contact details	15
Telephones	15
Office hours	15
Address	15

SPECIFICATIONS

Overview

The Jeanneau 43 Deck Saloon design is a wonderfully designed and built offshore capable sailboat. It was designed by Daniel Andrieu to be one of several “Sun Odyssey” offshore sailboats built by the Jeanneau Shipyard in Cholet in western France. The Jeanneau 43 Deck Saloons were built from 1999 thru 2006. The design and build quality was conceived to create a strong, fast, raised saloon yacht with a low profile classic look. The construction is solid hand laid fiberglass throughout with laminated wood longitudinal stringers and frames not using the interior hull liners characteristic of Beneteau boats. The result is a heavier, stronger, quieter hull especially suited to offshore sailing and big winds and seas. The raised or deck saloon design allows full size windows to be incorporated into the saloon cabin and the floors to be raised to facilitate an average height person being able to stand anywhere in the main saloon and be able to see out the seven large windows, to allow a light to flood the interior with welcome light and to additional storage bins under the cabin sole. The deck saloon design innovation was the first step in the direction of better all-around visibility, better interior lighting and truly adequate storage for long offshore voyages.

Other practical design innovations incorporated into the Jeanneau 43 Deck Saloon design are a strong, oversize and reliable Yanmar 75 HP turbo-charged diesel, dual anchor rollers, a split anchor well, deck construction to enable adding an inner forestay, in-mast roller furling, a deep bulb keel drawing 6 ft 0”, an ICW friendly mast height of 62 feet, plenty of sail area, (full main 380 sq ft, full jib 390 sq ft, 560 sq ft with a 145% genoa, dual spinnaker halyards, all sail control lines led to the cockpit, a roomy cockpit with a walk around helm and a step-through transom, and a welcome very stern swim platform.

Interior innovations include the design enabling a two or three cabin arrangement, with a large aft berth convertible from a very large single berth into two separate smaller berths with a removable partition, two heads with showers, and the main head having a separate shower stall, a spacious “L” shaped galley, and a large “U” shaped dinette/settee to starboard that can easily seat six, and a full navigation console to port,

Equipment additions particular this this Jeanneau 43 Deck Saloon include:

- 2003 Removable inner forestay
- 2003 Northern Lights 5.0 kw, generator (under forward berth)
- 2010 Extra fuel tanks 120 gals total in 3 separate tanks
- 2013 Dual spinnaker halyards
- 2013 West Marine 10 ft RIB inflatable
- 2013 Mercury 8 HP two stroke outboard engine
- 2013 Second Raymarine RL-70 plotter/radar at nav console

- 2014 Mack Sails furling cruising chute & hardware
- 2014 Forespar 14 ft telescoping spinnaker pole, (9-17')
- 2014 Winslow six person offshore life raft
- 2014 Icom IC-706 Mk IIG all band 100 watt HF SSB
- 2014 LDG automatic remote antenna tuner
- 2014 Shakespeare 23 ft HF SSB antenna (port aft quarter)
- 2014 Iridium 9555 satellite phone & Iridium Access Point
- 2014 Two West Marine hybrid PFDS and safety harnesses
- 2014 Brunton Auto-Prop variable pitch propeller
- 2016 Vessel interior & exterior meticulously detailed
- 2016 Xantrex 60 amp battery charger
- Boat Name Blue Yonder Specs Keel: Bulb Dimensions LOA: 43 ft 3 in Beam: 13 ft 10 in LWL: 37 ft 6 in Length on Deck: 42 ft 0 in Minimum Draft: 5 ft 3 in Maximum Draft: 6 ft 0 in Displacement: 21392 lbs Half Load Ballast: 6619 lbs Bridge Clearance: 62 ft 0 in Engines Engine 1: Engine Brand: Yanmar Year Built: 2003 Engine Model: 4JH3-TE Engine Type: Inboard Engine/Fuel Type: Diesel Engine Hours: 2174 Propeller: Folding propeller Drive Type: Direct Drive Engine Power: 75 HP Tanks Fresh Water Tanks: (145 Gallons) Fuel Tanks: (120 Gallons) Accommodations Number of double berths: 3 Number of cabins: 2 Number of heads: 2 Seating Capacity: 6 Outside Equipment/Extras Total Liferaft Capacity: 6 Electric windlass

Accomodations - Two or three cabin deck saloon

Raised Saloon

The raised salon is filled with natural light and a pleasant alternative to the usual dark and enclosed sailboat interior. The raised dinette to starboard sits atop a platform that allows one to see directly outside through the many, large saloon windows. The table base is wide and offers excellent support and added storage. The dinette can be converted to a double berth by lowering the table top to rest on two strong support beams and a large 6 inch thick cushion matching the dinette cushions completes the conversion. The dinette is large enough to sit 6 adults for a lovely prepared meal or snack. The settee cushions are sculpted for comfort while seated. Storage bins are located under the settee, beneath the dinette platform, in the forward bilge and outboard of the settee in four hinged cabinets. To port is also a raised platform with two upholstered seats facing starboard with a navigation table between them. The desk top opens for storage of charts or office tools in the table. A bookshelf is forward and outboard of the forward seat and the electrical panel/communication panels, circuit breakers and electronics is outboard of the aft seat. Large storage cabinets are under each seat. The aft cabinet is set up to provide secure storage of wine and liquor bottles. Beneath the forward-most salon sole is access to the bilge and bilge pumps with a removable, self-draining, storage bin. The primary fuel tank and central fresh water tank are accessed via the two lifting floor panels aft of the

bilge access floor panel.

To starboard of the companionway is the large "L" shaped galley. It is well lighted and well suited to meal preparation in port or at sea. A half height bulkhead with an etched glass partition provides separation between the galley and saloon. The galley counter-tops are laminate with teak fiddles. In the galley, starting forward and inboard are two stainless steel sinks, one measuring 13 x 12 and 6 inches deep and one 9 x 12 x 6 inches deep. Convenient removable laminate sink covers matching the counter-top can cover the two sinks. The covers can be reversed to have white plastic cutting boards facing up. Beneath the sink counter to the left are four sliding plastic drawers. To the right is a cabinet providing two shelves for storing galley supplies. A round trash bin is mounted on the cabinet door and conveniently swings open when the door is opened. Along the outboard cabinet and counter are three hinged top opening compartments, a small storage bin, a 2.6 cubic ft storage bin, or cooling box vented to the refrigerator and the and top access to the 5.0 cubic foot top and front access Frigaboat refrigerator. The hinged front access door is sheathed in stainless steel.

Three cabinets with hinged doors are outboard of the counter top beneath the deck edge. An Eno gimbaled stainless steel, two burner, propane, stove and oven are aft of the refrigerator. Above the stove and outboard is a built in Emerson microwave oven. A roll-away stove cover slides and stores inconspicuously behind the stove. A Xintex propane solenoid switch and 120 volt outlet are adjacent to the stove. Convenient additional galley storage is beneath the galley floor in the form of four stacked plastic bins which can be stored below the floor and lifted to the galley counter-top for access and organizing.

To port of the companionway is the aft head with a separate shower stall. Privacy doors with locking handles allow separate ingress and egress from the main saloon or from the aft cabin. The head is electric with maceration before the holding tank. Forward is the spacious and bright stall shower separated from the head by a tinted acrylic door and partition with chrome hardware. A single lever shower mixer valve, hose, and nozzle mount allow stand up or sit down showering. A fold down white plastic seat is outboard and forward. A small opening overhead hatch is used to ventilate the shower stall. Outboard and forward of the head is a vanity with oval shaped stainless steel sink hung below a Corrian counter. A single lever faucet mixes and dispenses the hot and cold water. Outboard and above the sink is a vanity mirror angled for easy viewing. A small toiletries cabinet is behind the hinged mirror panel. Additional storage is beneath the sink and a in a teak storage cabinet beneath the sink. A total of five hooks and one towel bar and secured to the bulkheads for towels, etc.

Galley

- Double stainless steel sinks with stainless steel faucet, soap dispenser and

filtered water

- Laminate counter tops with matching sink covers and teak fiddles
- In counter storage bin with dish rack
- Eno 2 burner, gimbaled, propane stove and oven with sliding cover
- Xintex S-1 propane control and solenoid switch with alarm
- Emerson microwave oven in cabinet above the stove
- Ample cabinet and drawer storage
- Frigoboat refrigerator
- Stainless steel front loading refer door
- Jeanneau plates, cups, and saucers
- Plastic storage bins in galley sold
- Plastic storage drawers under sink

* Pull out trash receptacle under sink

Aft Cabin

The aft cabin is entered via port and starboard teak doors with chrome finished locking handles. Just inside the doors is a small step down to the cabin sole. Headroom in the full beam cabin is impressive and well over 6 ft 5 inches. Standing height areas are located below cockpit coamings and the bridge deck. The center-line king berth measures 6 ft 3 inches by 6 feet wide. A removable separation panel is used to divide the king berth into two separate berths. A removable canvas curtain can complete the separation enabling two nearly private cabins and berths. Shelves and two lockers with hinged tops are outboard on each side of the king size berth. A wide and shallow storage bin is under the berth. The "House" and engine "Start" batteries are located under the berth, two to starboard and two to port. Forward and outboard on each side are cabin wardrobe lockers with shelves and hanging space. On the forward bulkhead separating the cabin doors are two removable panels providing access to the engine compartment and above them a cabinet with a hinged door providing access to the ship's main switches for the house batteries, engine start battery and the anchor windlass.

Forward Cabin

A privacy door with locking chrome handle leads from the main saloon passageway to the forward cabin and head. The forward berth is a V-berth measuring 6' 5" long by 4' 8" at the aft widest end. The 5.5 kw Northern Lights generator in a sound proof compartment is under the aft end of the berth. Forward of the generator compartment is a compartment housing the forward fresh water tank. Further forward is a large top opening storage bin. A large overhead hatch and two fixed hull side ports bring light and ventilation to the forward cabin. Two overhead lights and two reading lamps can illuminate the cabin at night. A large hanging locker (currently converted to shelves) is located

along the starboard aft bulkhead along with a nice mirrored vanity with storage cabinets above and a storage area below. There is also a small dressing settee along the starboard side.

Forward Head

The forward head is to port and entered via a teak door with locking handle. The head toilet is a manual Jabsco toilet. A stainless steel oval sink is molded into a Corrian counter-top with teak fiddle. A single lever stainless steel faucet mixes the hot and cold water. A pull out hand held shower nozzle and allow showering and an electric pump will remove the shower water overboard. A split mirror outboard and above the sink is perfectly angled for shaving and make-up. Storage is located beneath the sink and in a cabinet outboard of the head. An overhead light over the sink bar light and a 120 VAC GFI protected duplex outlet. An overhead hatch brightens and ventilates the head when desired. Three chrome hooks and one towel ring are secured to the bulkheads.

Rigging, sails and sail handling equipment

Sailing & Rigging

- All stainless steel 1 x 19 wire standing rigging with swaged fittings
- Sparcraft deck stepped, aluminum mast with double swept back spreaders
- Forward and aft lower shrouds
- In-Mast mainsail furling system with outhaul and furling line led aft to cockpit
- Profurl B35M genoa roller furling with furling line led to cockpit
- Dacron in-mast furling mainsail, (very good condition)
- New Dacron 110% Genoa with UV cover, (very good condition)
- New Mack Sails furling cruising spinnaker, (mult-color, very good condition)
- Like new Dacron storm staysail, orange, (very good condition)
- Like new Dacron tri-sail, orange, (very good condition)
- Forespar telescoping spinnaker pole, (9 ft to 17 ft)
- Track on mast and hardware for spinnaker pole
- Foredeck/steaming light on mast
- Sparcraft rigid boom-vang
- Adjustable Genoa cars with control lines led aft to cockpit
- All halyards, sheets & sail control lines led aft to the cockpit
- Ganged rope-clutches port and starboard secure all lines
- Spinlock stacked turning blocks with stoppers to primary winches
- Split backstay with keeps step-through transom clear
- (2) Harken 42ST two speed primary winches
- (2) Harken 44ST two speed secondary winches
- (3) winch handles, custom cover storage in aft lazarette
- Jib luff (I) = 50.08', Jib area 388.37 sq ft
- Jib foot (J) = 15.29'

- Main luff (P) = 44.49', Main area 379.5 sq ft
- Main Foot (E) = 17.06"

Mechanical - 75 HP Turbo Yanmar / 5.5 KW Northern Lights

Mechanical

Engine access is excellent. Main forward engine access is via the companionway steps which unlock and tilt forward. Aft engine and transmission access is via the engine access panels in the aft cabin. The propeller shaft log is accessed via a removable floor panel in the aft cabin.

- Yanmar 4JH3-TE turbo diesel, fresh water cooled engine with 2174 hours
- Northern Lights 5.5 Kw generator, remote at nav station, 1188 hours
- Kanszi transmission with stainless steel shaft and drip-less shaft log
- Brunton 3 blade bronze Auto-Prop
- Back up 3 blade bronze fixed propeller
- Yanmar engine gauge panel at the helm position
- Yanmar single lever throttle and transmission control

Giot stainless steel and leather wrapped steering wheel

Electrical systems - 120 VAC and 12-14 VDC

Electrical

- Ships' 12-14 VDC, and shore 120/240 VAC power
- Electrical panel with AC voltmeter and DC voltmeter and Amps charged and consumed
- 12-14 VDC, 80 Amp alternator
- (2) 30 Amp shore power cords with adapters/splitters
- Northern Lights 5.5 Kw generator with 1188 hours and remote at navigation station
- New Xantrex 60 amp Multi-step automatic battery charger
- 3x D-27 house batteries, 2x D 27 start batteries (1 main & 1 generator)
- Marine air conditioning/reverse cycle heating system with electronic controls
- 11 gallon hot water heater (engine raw water & 120 VAC)

Electronics - Navigation and Communications

Electronics

- Raymarine RL-70C color radar / chart plotter at nav station
- Raymarine RL-70C color radar / chart plotter at the helm
- Raymarine 24 mile radar dome mounted on SS radar arch
- Raymarine ST-60 Tri-data display for speed, depth, and trip log
- Raymarine ST-6001 autopilot

- Raymarine ST-600-R remote for autopilot (connect at helm and nav station)
- Raytheon ST-60 wind instrument & transducer at masthead
- Iridium 9555 Satellite telephone, (global coverage)
- Icom 706 MK IIG 100 watt HF SSB, LDG antenna tuner, 23 ft whip
- Standard Horizon Spectrum VHF radio and DSC
 - Standard Horizon RAM microphone at helm
 - Aqua-Alarm high water bilge alarm at navigation station
 - Plastimo 6" ship's compass at the helm
- Quick Anchor control with rode counter
 - Toshiba SD-3960 DVD player mounted under navigation table
 - Sharp Aquos 20 inch flat screen TV mounted in salon
 - Sony CDX-L400X am/fm/cd player
 - Bose surround system with remote and bass speakers

Cockpit, equipment arch and stern swim platform

The cockpit is well protected by side coamings and the cabin bulkhead. Seat backs are high and comfortably angled. Inlaid teak and Sikaflex on the settees and sole contrast nicely with the white gelcoat and provide excellent non-skid surfaces. A large custom navy blue upholstered helm seat is very comfortable. A fixed position cockpit table with hinged drop leaves and a self-draining storage divides the wide cockpit and provides a good sized table in the cockpit. The steering pedestal provides convenient placement for navigation and communications instruments. The large destroyer wheel allow fingertip steering control. The cockpit is wide enough to allow walking around the wheel. The primary winches are placed within reach of the helmsman. Settee backs and tops open wide to port and starboard accessing the two port and starboard cockpit lockers. A dedicated propane locker holding two propane tanks is aft and to port. A similar but shallow locker to starboard provides convenient storage for the helm instrument covers.

- Full Sunbrella-PLUS dark green dodger and bimini and enclosure
- Bow pulpit and stainless steel stanchion and small seat/step
- Double stainless steel anchor brackets and anchor rollers
- Delta primary anchor with all chain rode
- Lofrans electric windlass with hand held remote and chain counter at helm
- Divided chain locker with raw water wash down
- Stainless steel stanchions with double plastic coated life lines
- Port, starboard and transom boarding gates
- Stern push pit rails with gate at walk through transom door
- Teak and stainless steel handrails along the bow cabin top
- (6) aluminum mooring cleats
- (2) Gebo large overhead hatches with small mushroom vents for continuous

ventilation

- (7) Gebo small overhead hatches
- (4) Gebo opening ports in cabin sides
- (2) Gebo opening ports into cockpit
- Stainless steel folding swim ladder t transom
- Hot and cold pressure water transom shower
- Life sling mounted along aft port rail
- Man overboard pole mounted along port rails
- Port and starboard fishing pole holders mounted on arch
- Magma BBQ propane grill mounted on starboard stern rail

Other equipment - 10 ft RIB inflatable, outboard and liferaft

- Winslow 6 person liferaft, (in stern swim platform locker)
- West Marine 10 ft RIB inflatable, (very good condition)
- Mercury 8 HP two stroke outboard engine, (runs well)

Basic Information

Category: Cruising Sailboat

Sub Category: Deck Saloon

Model Year: 2003

Year Built: 2003

Country: United States

Dimensions

LOA: 43' 0" (13.11m)

LWL: 37' 6" (11.43m)

Beam: 13' 10" (4.22m)

Min Draft: 5' 3" (1.60m)

Max Draft: 6' 0" (1.83m)

Clearance: 62' 0" (18.90m)

Speed, Capacities and Weight

Displacement: 21392 Pounds

Water Capacity: 145 Gallons

Fuel Capacity: 120 Gallons

Accommodations

Total Cabins: 2

Hull and Deck Information

Hull Material: Fiberglass

Engine Information

Engines: 1

Manufacturer: Yanmar



Model: 4JH3-TE



Engine Type: Inboard

Fuel Type: Diesel

PHOTOS







CONTACTS

Andrey Shestakov, leading yacht broker of the sales department of Shestakov Yacht Sales Inc. Shestakov Yacht Sales Inc., the official representative of the Miami/Fort Lauderdale FL headquarters.

Contact details

Email: **andrey@shestakovyachtsales.com**

Web: shestakovyachtsales.com/en/

Telephones

USA: **+1(954)274-4435**

Office hours

Monday – Saturday: **9:00 - 21:00** EDT

Sunday: **closed**

Address



Harbour Towne Marina, 850 NE 3rd St, STE 213, Dania, FL 33004