

AWEIGH — NORDIC TUGS



Builder: NORDIC TUGS

Year Built: 2005

Model: Trawler

Price: PRICE ON APPLICATION

Location: United States

LOA: 42' 0" (12.80m)

Beam: 13' 0" (3.96m)

Min Draft: 4' 4" (1.32m)

Cruise Speed: 14 Kts. (16 MPH)

Max Speed: 18 Kts. (21 MPH)

Our experienced yacht broker, Andrey Shestakov, will help you choose and buy a yacht that best suits your needs **Aweigh — NORDIC TUGS** from **our catalogue**. Presently, at **Shestakov Yacht Sales Inc.**, we have a wide variety of yachts available on **our sale's list**. We also work in close contact with all the big **yacht manufacturers** from all over the world.

If you would like to buy a yacht **Aweigh — NORDIC TUGS** or would like help answering any questions concerning purchasing, selling or chartering a yacht, please call **+1(954)274-4435**

TABLE OF CONTENTS

TABLE OF CONTENTS	2
SPECIFICATIONS	5
Overview	5
Basic Information	5
Dimensions	5
Speed, Capacities and Weight	6
Accommodations	6
Hull and Deck Information	6
Engine Information	6
DETAILED INFORMATION	7
Accommodations	7
Galley	7
Owner's Cabin	8
Pilothouse Electronics	8
Pilothouse	8
Engine Room/Propulsion	9
Heads	10
Deck	10
Guest Cabin	11
Hull	12
Fall 2016 Upgrades/Improvements	12
Exclusions	13
Exclusions	13
Disclaimer	13
PHOTOS	14
Stern	14
Cockpit Port	14
Cockpit Starboard	14

Cockpit Locker	14
Lazarette and Watermaker	14
Lazarette Steering Gear	14
Generator	14
Lazarette Port	14
BBQ and Fender Storage	15
Foreground and Ground Tackle	15
Hull Accents	15
Boat Deck	15
Pilothouse	15
Pilothouse Gas Assist Helm Panel	15
Salon Looking Forward	15
Salon Looking Aft	15
Galley	16
Galley Appliances	16
Galley Storage	16
Companionway	16
Nav Station	16
Master Stateroom Port	16
Master Stateroom Starboard	16
Master Head	16
Master Shower	17
Guest Stateroom	17
Guest Shower	17
Guest Head	17
Pilothouse Helm Controls	17
Pilothouse Helm	17
Engine Room Port	17
Engine Room Starboard Forward	17

Inverter and Master Davit Control	18
Air Conditioning System	18
VacuFlush Systems	18
Aweigh Profile	18
CONTACTS	19
Contact details	19
Telephones	19
Office hours	19
Address	19

SPECIFICATIONS

Overview

AWEIGH is the Complete Package. She is in excellent condition, has all the desired options and upgrades and then some including her Cummins QSC 8.3 540hp Diesel engine. This optional power package gives her economical cruising speeds of 14-15 knots all day if desired and a WOT of 17+ knots. Of course she will cruise along at 8 knots burning a stingy 2-3 gph giving her a Range of 1500+ NM. **AWEIGH**'s current owners have made many significant improvements and have upgraded and updated most every system on the boat. She is extremely clean inside and out, her gelcoat glistens and gleams as you approach and the Navy Blue hull inset with Gold Leaf lettering and Red Accent outline make **AWEIGH** stand out in any marina or anchorage. All Nordic Tugs are special and their large cult-like following is a testimony to that fact but an inspection of **AWEIGH** will quickly confirm she is the best example of just how special these Built in America boats are. Whether you are looking specifically for an NT 42 or just want a fast, comfortable yet economical cruising yacht in this size and class **AWEIGH** is a MUST SEE. She is standing tall and awaits your inspection.

Basic Information

Category: Trawler

Sub Category: Tug

Model Year: 2006

Year Built: 2005

Country: United States

Vessel Top: Hardtop

Dimensions

LOA: 42' 0" (12.80m)

Beam: 13' 0" (3.96m)

Min Draft: 4' 4" (1.32m)

Speed, Capacities and Weight

Cruise Speed: 14 Kts. (16 MPH)

Cruise Speed RPM: 2400 Kts.

Max Speed: 18 Kts. (21 MPH)

Max Speed RPM: 2600 Kts.

Displacement: 31000 Pounds

Water Capacity: 200 Gallons

Holding Tank: 45 Gallons

Fuel Capacity: 600 Gallons

Accommodations

Total Cabins: 2

Total Heads: 2

Hull and Deck Information

Hull Material: Fiberglass

Engine Information

Engines: 1

Manufacturer: Cummins

Model: QSC 8.3-540

Engine Type: Inboard

Fuel Type: Diesel

DETAILED INFORMATION

Accommodations

- Salon and Companionway
- L-Settee with storage under, drop doors, converts to a berth
- Pedestal mounted teak table
- (8) 12V LED overhead lights
- Red LED stair lighting
- (3) 110V AC outlets
- USB charging outlet in aft port cabinet and 110V outlet
- Phillips entertainment/sound system and Samsung 32" LCD flat panel TV. Salon and cockpit speaker with Niles controls
- KVH TracVision satellite DIRECTV system
- Dimmer switches for aft deck, salon, galley, and pilothouse LED lights
- Valance lighting
- Teak window blinds
- Factory tinted glass
- Tank monitoring, potable waste water, and fuel tank
- Navigation / computer center with AC-DC panels and 110V AC outlet
- (3) 12V Overhead LED lights (2 locations)
- Teak cabinet starboard forward with U-Line icemaker, Corian top
- Interior color package "Indigo" with ultra leather "Mystical Blue" carpet and Sunbrella "Boston Sapphire"

Galley

- U-shaped counter with Corian counter tops and insets for under mount double stainless sink with faucet and spray head
- Nova Kool #RFU 9000 AC/DC refrigerator/freezer
- Teak faced cabinets, drawers, and doors
- (2) Appliance garages with roll-up front
- Exhaust fan and switch
- U-Line icemaker
- Village Marine 400 gpd watermaker in lazarette
- (2) 110V AC GFCI outlets
- Seaward 3-burner propane stove with oven and fume sensor alarm
- (4) 12V LED overhead lights, switches in galley
- Broan 1055 trash compactor under counter
- Sharp R230 microwave over stove
- Teak and holly sole in galley

Owner's Cabin

- Centerline queen berth with storage under
- Anchor locker forward with teak door
- (4) Drawers under berth
- Hanging lockers with automatic lights
- Laminate tops on counters
- 19" LCD TV with DVD player
- Hull side storage cabinets with open shelves forward
- Full length mirror on back of head door
- (6) 12V LCD overhead lights
- (2) 110V AC outlets
- Phone/TV outlet
- Bomar hatch with 22" screen

Pilothouse Electronics

- Ray 240 VHF with remote speaker
- Raymarine ST6001 displays the rudder position
- Raymarine E120 48-mile radar/chart plotter/depth sounder
- Raymarine enclosed dome antenna
- Raymarine GPS antenna
- Shakespeare VHF antenna
- KVH satellite TV1 dome antenna and receiver
- Bullet WiFi antenna with Apple wireless router
- Digital TV antenna for local area channels
- Simrad 16" MSS EV02 chart plotter with video input for engine room and aft cameras, new 2016
- Danforth 4" compass
- Depth sounder displays on Tri-Data display and E120
- Panasonic Toughbook CF-W8 laptop navigation computer with Nobeltec Nav program
- Independent Garmin GPSMAP 76C for a secondary navigation system
- Raymarine STS 60 weather station with wind direction and wind speed display

Pilothouse

- Danforth no-spin lighted binnacle compass
- 12V DC defrost with 2-speed fan
- (3) Pantograph style windshield wipers with adjustable speed, Self Park with washer systems
- Cummins Diesel View engine instrumentation

- Side Power Boat control for bow and stern thrusters
- Electronic shift and throttle controls
- Raised teak dash for mounting electronics
- Teak overhead console and valances
- 12V Power ports at helm station with (2) USB charge ports
- Teak window frames on pilothouse windows
- Alpine stereo DVD player with (2) speakers
- Window coverings throughout
- 12V Terminal block for electronics in overhead console
- 110V AC outlet
- Bomar 1070 overhead hatch with Ocean Air hatch screen pilothouse top
- (6) 12V LED overhead lights
- Chart table with drawer, storage under, and Graphite laminate counter top
- Helm seat, mounted with adjustable height and slide
- Settee with teak table
- (2) Red LED lights over helm
- 12V Sub panel for instruments and electronics
- Factory tinted glass

Engine Room/Propulsion

AWEIGH'S Factory 10-year hull warranty is current and her regularly scheduled maintenance records attest to her mint condition. The 1000 hour service was just completed. Fuel range is approximately 1600 nm @ 8 knots (varies with load). Her owners have experienced fuel consumption rates of 2 to 3 gallons per hour when cruising at a speed of 8 knots. When she is needed home quickly she easily provides 17-knot s of top speed.

- Cummins 540 hp QSC 8.63-540 HO electronically. Cruise 14 - 15 kts. @ 2400 RPM. WOT 17.5 @ 2600 RPM. 1100 hours.
- Electronic controlled engine
- Walker Air Sep filter system
- Twin Disc MG5075a reduction gear, 2.54:1
- Racor #75 900 Max dual fuel/water separator
- Bronze sea water strainers
- Spur line cutter
- 110V AC engine pan heater
- Wet exhaust 8" water life muffler for main engine
- 2" Stainless steel propeller shaft with PSS dripless shaft sea
- 30" Propeller (4-blade LH) tune to ISO-484 pitch tolerance
- Reverso oil change system
- Fireboy #CG2-500 fire suppression
- 110V GFCI outlet

- (8) LED engine room overhead lights
- Magna-sign 2800 inverter/charger for house batteries, 760-amp hours total, New 2016
- Mastervolt 40-amp battery charger for engine start and thrusters, new 2016
- (2) 8D batteries
- Onan 11.5 kW generator
- High water alarm, New 2016

Heads

MASTER HEAD:

- VacuFlush toilet 500+ series (house size)
- Corian vanity top with stainless steel sink and faucet
- Shower stall with bi-fold door and faucet
- Linen locker with teak doors aft bulkhead
- Linen and vanity cabinet with teak trim and doors
- Mirrors, toilet paper holder, (2) towel racks
- (2) 12V overhead LED dome lights
- Exhaust fan with switch
- 110V AC GFCI protected outlet

GUEST HEAD:

- VacuFlush toilet, 500+ series (house size)
- Vanity: stainless steel basin, corian counter top, and teak door
- Shower stall with bi-fold door
- Toilet paper holder, towel racks, mirrors
- (2) 12V Overhead LED dome lights
- 110V AC GFCI outlet
- Exhaust fan with switch

Deck

- Anchor package consists of Bruce 30 kg plow anchor with 300' 5/16" hi-test chain and stainless steel swivel
- AB Mares 12VSX RIB, with 30 hp Suzuki electric start and cover, New Fall 2016
- Hydraulic 600 lb. steel-head aluminum davit
- Oyster color Cook copolymer gel coat
- Stainless steel 1-1/4" bow / side rails with gates at pilothouse doors
- Stainless steel flag pole with US flag on transom
- Lofrans Tigress LW400 AN, 1200- watts anchor windlass
- Stainless steel anchor roller assembly bow pulpit

- Stainless steel Sampson post
- Stainless steel hand grab forward of the pilothouse doors
- Stainless steel rails on salon cabin top (removable starboard) and ladder to port
- (2) Stainless steel 2" fuel fills
- Stainless steel 1-1/2" waste suction fitting
- (10) Stainless steel 12" cleats
- Deck locker with side-by-side doors, propane tank and watermaker control inside
- Transom hinged door
- Locking deck hatch to lazarette with sealing gasket and spring assist lifts
- Cockpit shower hot and cold pressure water
- Stephen Brookes pony mast
- Diamond Sea Glaze Oyster powder coated doors and windows
- (16) Windows, 5 opening with screens
- (3) Stainless steel 10" round ports with screens in forward cabin
- (2) Overhead LED dome lighting in aft deck
- Cockpit scuppers
- 12V DC power outlet
- Phone/TV dock connection
- Molded in fender storage in cockpit
- Stainless steel powder coated lazarette vents
- Fresh water deck wash down, fore and aft
- Swim ladder built into boarding platform with 12" hand grab
- (2) LED underwater lights
- 110V AC GFCI outlet in cockpit
- (2) Boarding platform LED lights

Guest Cabin

- Full convertible berth with storage under
- (4) Hull side storage cabinet with drawers
- Hanging locker with automatic light
- Majestic vented washer/dryer
- (4) 12V Overhead LED lights
- (2) 12V reading lights
- 110V AC outlet
- Interior finish and trim
- Blue ultra-leather upholstery
- Beige Gulfstran carpet
- Teak interior passageway doors and trim
- Teak cabinet doors and drawer
- Toshiba 19" LCD TV with DVD players

Hull

- Oyster color cook co polymer gel coat, Navy blue hull inset, and boot stripes with red accent pin stripes
- Structural hull solid core lamination with multiple layers of hand laminated FRP knitted fabrics
- Stringers - Continuous full length with foam cored hand laminated FRP structural
- Boarding platform - swim step fiberglass with stainless steel thru-bolted brackets and telescoping swim ladder under mounted
- Hull guards - UV stabilized PVC guards: anchor, hull, and sheer 316 stainless steel inset on hull side guards
- All exterior fasteners are 316 stainless steel
- Bottom recently painted (2016) by Shelter Island Boatyard facility
- Port lights 7" X 14", 316 stainless with screens
- Bilge pumps - (3) 2000 gph pumps with automatic/manual switches at helm
- Bonding system - common bonding system on transom plus rudder, shoe and thruster
- Technicold reverse cycle heating and cooling system
- Marine Air 12,000 BTU heat/cool in stateroom
- Marine Air 16,000 BTU heat/cool in mid-stateroom
- Marine Air 16,000 BTU head/cool in salon
- Village Marine 400 gpd watermaker system in lazarette

Fall 2016 Upgrades/Improvements

- Expertly detailed hull rails topsides professionally cleaned and waxed
- Notice the rubber chafe guard to protect dinghy tie-up
- Few details escape current owner. Notice rubber bumper that secures without rattle the transom step through door
- Convenient ships supply gas hose hook up to Magma BBQ gas grill
- Every window is protected by custom made exterior covers constructed with stamoid frame and phifertek shades, New 2016
- OEM windshield wipers and pantograph arms, New 2016
- Stainless steel ladder from boat deck to pilothouse top
- Custom made davit cover for hydraulic dinghy crane, New 2016
- Custom made cover for 50-amp cord, New 2016
- (2) Wireless 2-button remotes for davit, New 2016. Also, original wired control
- 10' Kayak, stainless steel D rings with tie downs
- New MagnaSign 2800 inverter/charger, New 2016
- New Mastervolt 40A charger, New 2016
- New 2016 toilet seats with paint saving bumpers
- New 2016 KVH TV1 and 32" TV for salon
- New 2016 Phillips CD player and radio

- New 2016 Simrad chart plotter
- New 2016 gas struts for pilothouse console life panel
- All documentation and repair history available

Exclusions

- Personal items

Exclusions


Owner's personal belongings.

Disclaimer


The Company offers the details of this vessel or yacht in good faith but cannot guarantee or warrant the accuracy of this information nor warrant the condition of the vessel. A buyer should instruct his representatives, agents, or his surveyors, to investigate such details as the buyer desires validated. This vessel or yacht is offered subject to prior sale, price change, or withdrawal without notice.

PHOTOS


Stern




Cockpit Port




Cockpit Starboard




Cockpit Locker



Lazarette and Watermaker



Lazarette Steering Gear




Generator



Lazarette Port




BBQ and Fender Storage



Foreground and Ground Tackle




Hull Accents



Boat Deck




Pilothouse




Pilothouse Gas Assist Helm Panel



Salon Looking Forward



Salon Looking Aft



Galley



Galley Appliances




Galley Storage




Companionway




Nav Station




Master Stateroom Port



Master Stateroom Starboard



Master Head



Master Shower



Guest Stateroom



Guest Shower



Guest Head



Pilothouse Helm Controls



Pilothouse Helm




Engine Room Port



Engine Room Starboard Forward




Inverter and Master Davit Control



Air Conditioning System



VacuFlush Systems



Aweigh Profile



CONTACTS

Andrey Shestakov, leading yacht broker of the sales department of Shestakov Yacht Sales Inc. Shestakov Yacht Sales Inc., the official representative of the Miami/Fort Lauderdale FL headquarters.

Contact details

Email: **andrey@shestakovyachtsales.com**

Web: shestakovyachtsales.com/en/

Telephones

USA: **+1(954)274-4435**

Office hours

Monday – Saturday: **9:00 - 21:00** EDT

Sunday: **closed**

Address



Harbour Towne Marina, 850 NE 3rd St, STE 213, Dania, FL 33004