

INIZIO — FERRETTI



Builder: FERRETTI

LOA: 75' 0" (22.86m)

Year Built: 2015

Beam: 18' 8" (5.69m)

Model: Motor Yacht

Max Draft: 6' 0" (1.83m)

Price: PRICE ON APPLICATION

Location: United States

Our experienced yacht broker, Andrey Shestakov, will help you choose and buy a yacht that best suits your needs **Inizio — FERRETTI** from **our catalogue**. Presently, at **Shestakov Yacht Sales Inc.**, we have a wide variety of yachts available on **our sale's list**. We also work in close contact with all the big **yacht manufacturers** from all over the world.

If you would like to buy a yacht **Inizio — FERRETTI** or would like help answering any questions concerning purchasing, selling or chartering a yacht, please call **+1(954)274-4435**

TABLE OF CONTENTS

TABLE OF CONTENTS	2
SPECIFICATIONS	3
Overview	3
Basic Information	3
Dimensions	3
Speed, Capacities and Weight	3
Accommodations	4
Hull and Deck Information	4
Engine Information	4
DETAILED INFORMATION	5
Overview	5
Main Deck	5
Main Salon and Lower Deck	6
Guest Cabins	7
VIP Guest Cabins	7
Fly Bridge	7
Engine Room	8
Electrical Equipment	8
Features	8
Exclusions	11
Disclaimer	11
PHOTOS	12
CONTACTS	23
Contact details	23
Telephones	23
Office hours	23
Address	23

SPECIFICATIONS

Overview

****\$200,000 PRICE REDUCTION FALL 2017!**** The exquisite 750 looks like no other Ferretti before her. She's the first product of a planned overhaul of Ferretti's exterior lines, which aims at making these boats sleeker, with brighter interiors. The effect is the appearance of a low profile, despite having a truly large fly bridge and hardtop above. Additionally, the unique bronze hardtop breaks up the boat's profile further complimenting the modern look of this luxury yacht.

This 750 Ferretti "Inizio" was reluctantly put on the market due to the owner's personal changes in circumstances. Prior to the boat being offered for sale, "Inizio" has had almost every sensible option chosen from the factory along with a very nice AB Inflatable 12' tender. MTU engines have only 414 hours. This vessel is essentially in like-new condition sat side by side to any new Ferretti. There is an opportunity to not just save a substantial amount over replacement but having the knowledge of all minor details rectified by owner.

Will consider smaller, quality trade-in vessels.

Basic Information

Category: Motor Yacht

Sub Category: Flybridge

Model Year: 2015

Year Built: 2015

Country: United States

Dimensions

LOA: 75' 0" (22.86m)

LWL: 62' 0" (18.90m)

Beam: 18' 8" (5.69m)

Max Draft: 6' 0" (1.83m)

Speed, Capacities and Weight

Water Capacity: 262 Gallons

Fuel Capacity: 1321 Gallons

Accommodations

Total Cabins: 4

Total Heads: 5

Hull and Deck Information

Hull Material: Fiberglass

Engine Information

Engines: 2

Manufacturer: MTU

Model: 10V2000M93

Engine Type: Inboard

Fuel Type: Diesel

DETAILED INFORMATION

Overview

Walking towards this 750 Ferretti, the first thing you immediately notice are the new generation windows on the main deck which then draws your eye down to the huge window in the hull where the master cabin is located. Looking forward at the hull, you'll notice there is a very large window for the VIP cabin.

Main Deck

There are several ways to enter the yacht: side boarding to port and starboard via boarding ladder, or onto the swim platform and accessing the aft deck via the entryway on the starboard side.

Walking onto the aft deck, there is a large teak table with stainless pedestals and surrounding chairs which can easily accommodate up to 8 people for dining. The aft deck is very clean and all the deck gear, the mooring capstans, lines, cleats and fair leads are all concealed under fiberglass hatches. To the port side is a full set of controls and bow and stern thruster concealed. Looking down and back at the swim platform, there is a very substantial retractable platform easily accommodating up to a 15 foot rigid bottom inflatable. On the swim platform currently is an 11 foot AB hard bottom inflatable with a 40hp Yamaha 4-stroke outboard (included in purchase).

Underneath the very long crew quarters windows is a large locker for deck gear in the aft (looks like an accent). Also there is a transom shower.

Walking forward along the side deck, the Bulwarks are very high with an oversized stainless handrail for safety. However, they are cut away at the salon section of the deck to give maximum view when inside the vessel looking out. Walking forward is a large sun pad. Unlike many yachts of this size, there is a double anchor windlass system.

Walking back on the side deck, past the huge sun pad, on the port side is a doorway into the helm area with side boarding gates aft on both sides of the vessel. When you reach the back of the vessel, located in the port corner, is an oversized crew stairway leading down to 2 cabins: one for captain and one for crew with a head and shower. These crew quarters by most European standards are exceptionally large accommodations. Access into the engine room is through a noise dampening water tight door.

Additional features include:

- Meile stackable washer and separate dryer

- Smoke detectors in all cabins, corridor, crew and bow thruster
- Monitoring system for air conditioning and smoke detection
- Carpet without snaps and with sound insulator underneath
- Cooler drawer in salon
- Mini hi-fi with docking station in VIP cabin
- Amplifier with remote control and loudspeakers in cockpit
- Mini hi-fi CD with USB iPod plug in guest cabin and galley
- TV Sat HD decoder in Master, VIP, Guests and Crew Cabin
- Independent sea water intake for air conditioner, sea water and water maker
- Black water deck connection with pump
- Fire fighting system in engine room and systems area
- Underwater lights (4)
- Spotlight

Main Salon and Lower Deck

In the salon area, it is a very comfortable sitting area for at least 12 people with a pop-up 40" TV with electronic raising device installed in a cabinet opposite. Just forward and elevated is the dining area which is also a nice feature looking down onto the salon.

There is a hi-fi surround system with Blu-Ray and docking wi-fi 2+1 and satellite TV in salon.

Moving forward to the port is the dining area which comfortably seats 12 people.

Forward of this is the galley. The option to keep the galley open was chosen rather than have an oversized refrigerator in the galley with solid bulk heads. This option is highly preferred in the US. There are high-end quality appliances including an undercounter refrigerator, freezer, and dishwasher.

Coming out of the galley, there is a small breakfast area meant for informal breakfasts or snacks. Bosch stovetop and GE Monogram series microwave. There is a skylight which opens and gives beautiful natural light to the galley area and also acts as additional ventilation. Moving forward to port side is the electronics and helm command station with great visibility, very large windows and side port entry opening door. To give more space but also to conserve space, there is a fold down helm chair on the aft bulk head of the pilothouse. The instrument cluster uses state of the art Furuno Navnet System. To the port of the helm is a very simple but comprehensive alarm panel of all ships systems. To the starboard side, there is a modular helm with a stairwell into the companionway. Aft is the full-beam master cabin with large windows and recessed opening port lights. The leather throughout is the same as used in Ferrari motor cars along with some of the accent leather padding going down into the foyer leading to the wheel house. The starboard bathroom, when not in use, opens completely to the cabin giving you light from either side of the vessel through the huge windows with integrated portholes. Facing the bed, on the starboard bulk head is a 32"

Samsung flatscreen TV. In addition, there is a Fusion stereo system throughout the master. Master bathroom features Corian sink with very large vanity with storage to either side enclosed with side pocket door. There is a walk-in closet and drawers to the starboard side of the master which features a safe. Moving out of the master, there is also a pullout hanging locker.

Guest Cabins

The 2 guest cabins each have side by side beds which are identical in size. Each cabin features a Samsung 22" LCD TV and Sat TV decoder. The starboard guest cabin bathroom acts as your guest day head. All cabins have blackout blinds.

VIP Guest Cabins

Moving all the way forward through the lower companionway is the VIP Stateroom with a center line queen modular bed with almost complete walk around to the headboard.

This cabin has large port lights, 2 hanging lockers, Samsung 22" LCD TV and SAT HD decoder. It also has a very large bathroom and the head room is consistent throughout not giving a feeling of a V Berth configuration.

Fly Bridge

Access to the fly bridge is via a molded stairway which has a 90 degree curve as you approach the top of the stairs. Having a stairway like this enables easy access and in rough waters, is very safe rather than a straight-down stairway to the lower deck. The main helm features an auto pilot Furuno system also included in the fly bridge.

Under the stairs going up to the fly bridge is an icemaker conveniently located and a concealed hatch for garbage is located port side of stairs. The entire floor on the fly bridge is teak. Additional features are a refrigerator and 420kg SLW davit.

There is a very large table with a C shape sofa. The centerpiece of the table is removal. There is a wet bar and BBQ with refrigerator underneath. Behind the port helm chair, there are large sun pads forward which can easily accommodate most of the guests. Behind these sun pads, there is a compact helm station on the fly bridge not overly obtrusive when running the boat but large enough to be practical and to take command efficiently. Unlike a lot of Ferretti models, the extended hardtop feature is a unique option which ensures protection from the elements in the upper helm position. Aft on the fly bridge behind the C section seating is a Besentoni low profile crane. Underneath the boom of the crane are 2 six man life rafts. The retractable hard top is a bronze color paint with the Sat Com Domes and radar to match.

Engine Room

In the main engine room bulkhead is the main ship electrical distribution panel. There is plenty of headroom and space to work on all machinery. Entering through the water bulkhead tight door is the Seakeeper gyro stabilizer. There are 3 individual 90,000 BTU air conditioning compressors totaling 270,000 which is considered a tropical specification. A Seafari watermaker 600 gallons per day. Engines have automatic oil change systems.

On the starboard side are the freight water pumps. Forward engine room bulkhead is the emergency bilge system manifold Generator Battery Charger to the Mastervolt and twin Parker Racor fuel filter with crossover for the main engine and the Parker Racor filters for the generator.

ECM (Electronic Control Modules) are located on both main engines and also located on the forward engine bulkhead along with the ECM Micro Command Control. The overhead has an emergency hatch leading into the aft deck.

Electrical Equipment

- Electrical stern and bow thruster 15hp (double propeller)
- Glendinning 100A with remote control
- Shore power batteries
- Ground fault interrupters in all heads (5) galley and engine rooms
- Isolation transformer 15 KVA and 25 KVA
- Radar antenna open array Furuno
- Radar/plotter Furuno Natnet 3D in main helm
- Radar/plotter repeater Furuno Natnet 3D on fly bridge
- Multifunction navigation instrument Furuno in main helm and fly bridge (depth, speed, compass, temp)
- Echo transducer on aft
- Searchlight electrically controlled
- 2 Onan diesel generators 23K with 447 hours each

Features

Hard top version Bronze color

Canopy on Fly (from hardtop to sun-bathing area)

Teak floor on Fly

Open galley, US version

2 Onan diesel generators 23K with 447 hours each

2016 AB Inflatable 12' tender with Yamaha outboard

Anti rolling Gyro stabilizer

Electric stern and bow thruster 15hp (double propeller)

Control station in cockpit with cover

Glendinning 100A with remote control

Boarding FRP gate doors on sidewalks

Shore fresh water intake

Independent sea water intake for air conditioner, sea water and water maker

Fresh water pump with autoclave

Grey water system with tank

Black water deck connection with pump

Fire fighting system in engine room and systems area

Smoke separator for generator

Smoke detectors in all cabins, corridor, crew and bow thruster

Monitoring system for air conditioning and smoke detection

Air intake engine room

Shore power batteries

Ground fault interrupters in all heads (5) galley and engine rooms

Preparation for decoder

Air conditioning 90,000 BTUs (crew cabin included)

Isolation transformer 15 KVA & 25 KVA

Auto pilot Furuno in main helm and fly bridge

VHF Furuno in main helm and fly bridge

Radar antenna open array Furuno

Radar/plotter Furuno Navtnet 3D in main helm

Radar/plotter repeater Furuno Navtnet 3D on fly bridge

Multifunction navigation instrument Furuno in main helm and fly bridge (depth, speed, compass, temperature)

Echo transducer on aft

Searchlight electrically controlled (big rectangular)

Underwater lights (4)

Spotlight

Table in cockpit in sealed teak painted wood

Wood floor in salon, main helm and galley

Canopies for sun protection of the front and side windows, black

External sunpads and cushions with draining foam

Carpet without snaps and with sound insulator underneath

BBQ, refrigerator on fly bridge

Bosch ceramic cooktop (4 burner)

Oven 60Hz

Dishwasher

Washer and dryer in crew area

Extractor fan in galley and technical area

Wastemincer in galley

Icemaker

Watermaker

Cooler drawer in salon

Hi-fi surround system with Blue-ray and docking Wi-Fi 2 +1 in salon

Mini Hi-Fi with docking station in VIP cabin

Amplifier with remote control and loudspeakers in cockpit

Mini Hi-Fi CD with USB ipod plug in guest cabin and galley

TV Sat receiver in salon

Antenna TV Sat HD decoder in Master, VIP, Guests and Crew cabin

TV 40" in salon with electronic raising device

TV 32" in master cabin

TV 22" in VIP and guest cabins

Leather dining chairs

Electrical raising for roll blinds (2 in master, 2 in VIP, 1 each guest cabin)

Electrical raising for curtains in saloon and in master cabin

Queen size modular bed in port guests cabin

Natural ventilation under all beds

Safe in Master Closet

420kg davit on fly

Life rafts 2-6 people each

Life jackets 12

Exclusions

Owner's personal belongings.

Disclaimer

The Company offers the details of this vessel or yacht in good faith but cannot guarantee or warrant the accuracy of this information nor warrant the condition of the vessel. A buyer should instruct his representatives, agents, or his surveyors, to investigate such details as the buyer desires validated. This vessel or yacht is offered subject to prior sale, price change, or withdrawal without notice.

PHOTOS




























CONTACTS

Andrey Shestakov, leading yacht broker of the sales department of Shestakov Yacht Sales Inc. Shestakov Yacht Sales Inc., the official representative of the Miami/Fort Lauderdale FL headquarters.

Contact details

Email: **andrey@shestakovyachtsales.com**

Web: shestakovyachtsales.com/en/

Telephones

USA: **+1(954)274-4435**

Office hours

Monday – Saturday: **9:00 - 21:00** EDT

Sunday: **closed**

Address



Harbour Towne Marina, 850 NE 3rd St, STE 213, Dania, FL 33004