

KOKOMO — RANGER TUGS



Builder: RANGER TUGS

Year Built: 2009

Model: Trawler

Price: PRICE ON APPLICATION

Location: United States

LOA: 25' 0" (7.62m)

Beam: 8' 6" (2.59m)

Max Draft: 2' 2" (0.66m)

Cruise Speed: 9 Kts. (10 MPH)

Max Speed: 18 Kts. (21 MPH)

Our experienced yacht broker, Andrey Shestakov, will help you choose and buy a yacht that best suits your needs **Kokomo — RANGER TUGS** from **our catalogue**. Presently, at **Shestakov Yacht Sales Inc.**, we have a wide variety of yachts available on **our sale's list**. We also work in close contact with all the big **yacht manufacturers** from all over the world.

If you would like to buy a yacht **Kokomo — RANGER TUGS** or would like help answering any questions concerning purchasing, selling or chartering a yacht, please call **+1(954)274-4435**

TABLE OF CONTENTS

TABLE OF CONTENTS	2
SPECIFICATIONS	4
Overview	4
Basic Information	4
Dimensions	4
Speed, Capacities and Weight	4
Hull and Deck Information	5
Engine Information	5
DETAILED INFORMATION	6
Accommodations	6
Galley	6
Electronics	6
Engines	6
Exclusions	7
Disclaimer	7
PHOTOS	8
Main Cabin - Forward cabin comfortably sleeps two adults	8
Looking aft - View from forward cabin	8
Salon - Main salon area with dinette to port and galley to starboard	8
Convertible seat - Seat converts to passenger seat from dinette seat	8
Head and shower	8
Galley	8
Salon area - Looking aft through salon	9
Helm Station	9
Cockpit	9
Upgraded Cummins	9
Batteries - Secured battery compartment	9
Easily accessed stuffing box	9

Stern view	9
CONTACTS	10
Contact details	10
Telephones	10
Office hours	10
Address	10

SPECIFICATIONS

Overview

Talk about the complete pocket cruiser! This boat is in "as-new" condition, and is equipped for comfort. There are stern and bowthrusters for ease of handling, the upgraded Cummins engine, generator, reverse cycle heat and air, as well as the complete electronics package. It's hard to imagine being able to cruise in a more comfortable, trailerable boat! DYSID:2448887

Basic Information

Category: Trawler

Sub Category: Tug

Model Year: 2009

Year Built: 2009

Country: United States

Dimensions

LOA: 25' 0" (7.62m)

Beam: 8' 6" (2.59m)

Max Draft: 2' 2" (0.66m)

Clearance: 14' 6" (4.42m)

MFG Length: 24' 7" (7.49m)

Speed, Capacities and Weight

Cruise Speed: 9 Kts. (10 MPH)

Cruise Speed RPM: 2500 Kts.

Max Speed: 18 Kts. (21 MPH)

Displacement: 5700 Pounds

Water Capacity: 30 Gallons

Holding Tank: 30 Gallons

Fuel Capacity: 75 Gallons

Hull and Deck Information

Hull Material: Fiberglass

Engine Information

Engines: 1

Manufacturer: Cummins

Model: QSD 2.0

Engine Type: Inboard

Fuel Type: Diesel

DETAILED INFORMATION

Accommodations

The size of this boat belies the accommodation and spaciousness it provides. The beam makes this a complete pocket cruiser. As one enters the main salon area, there is accommodation to port. Opposite is the private head and shower. Moving forward to port is the dinette area, which may be converted for sleeping arrangements. Forward in the bow is the double cabin.

Galley

The galley is located to starboard, between the head and helm station. There is a 12 volt front loading fridge/freezer, two burner electric stove, Stainless Steel sink with hot and cold pressurized water, and large amounts of storage in various lockers and shelves.

Electronics

The helm station is located to starboard, with the Garmin 5212 HD GPS chart plotter and 4 KW Radar, depth sounder and Standard Horizon VHF. There is also the electronic monitor for the Cummins QSD. The controls for the stern and bow thrusters are located just forward of the single lever throttle control, and just behind the lever are the trim tab controls. There is also a windlass control located at the helm station, giving the helmsman access to complete control of the boat.

Vetus Side Power Bow and Stern Thrusters

Bennet Trim Tabs

Garmin 5212 HD GPS/Radar

Standard Horizon Quest X GS 1500S VHF

Lewmar Windlass Control

Johnson Bilge high water alarm

Engines

The upgraded Cummins QSD 2.0 puts out 150 HP at 4000 RPM, but will move the boat easily and comfortably at 3600 rpm or less. At maximum RPM it burns only 9 gph, and this drops significantly as one decreases rpms. The engine is readily accessed from the cockpit, as is the stuffing box and transmission. The 2.5 KW Mase generator is

accessed through the sole just forward of the engine.

Exclusions


Owner's personal belongings.

Disclaimer


The Company offers the details of this vessel or yacht in good faith but cannot guarantee or warrant the accuracy of this information nor warrant the condition of the vessel. A buyer should instruct his representatives, agents, or his surveyors, to investigate such details as the buyer desires validated. This vessel or yacht is offered subject to prior sale, price change, or withdrawal without notice.

PHOTOS


Main Cabin - Forward cabin comfortably sleeps two adults




Looking aft - View from forward cabin




Salon - Main salon area with dinette to port and galley to starboard



Convertible seat - Seat converts to passenger seat from dinette seat



Head and shower



Galley



**Salon area - Looking aft through
salon**



Helm Station




Cockpit




Upgraded Cummins




**Batteries - Secured battery
compartment**



Easily accessed stuffing box



Stern view



CONTACTS

Andrey Shestakov, leading yacht broker of the sales department of Shestakov Yacht Sales Inc. Shestakov Yacht Sales Inc., the official representative of the Miami/Fort Lauderdale FL headquarters.

Contact details

Email: **andrey@shestakovyachtsales.com**

Web: shestakovyachtsales.com/en/

Telephones

USA: **+1(954)274-4435**

Office hours

Monday – Saturday: **9:00 - 21:00** EDT

Sunday: **closed**

Address



Harbour Towne Marina, 850 NE 3rd St, STE 213, Dania, FL 33004