

MIDNIGHT RAMBLER — HINCKLEY



Судостроитель: HINCKLEY

Год постройки: 1995

Модель: Cruising/Racing Sailboat

Цена: ЦЕНА ЯХТЫ ПО ЗАПРОСУ

Местонахождение: United States

Длина общая: 70' 3" (21.41m)

Ширина: 17' 6" (5.33m)

Мин. осадка: 6' 10" (2.08m)

Макс. осадка: 16' 10" (5.13m)

Купить **MIDNIGHT RAMBLER — HINCKLEY** а также выбрать подходящую вам яхту из нашего **каталога яхт** вам поможет опытный яхтенный брокер Андрей Шестаков. На сегодняшний день компания **Shestakov Yacht Sales Inc.** имеет большое количество яхт в **собственном списке продаж**, а также тесно сотрудничает со всеми крупными **яхтенными производителями** по всему миру.

Для того чтобы купить яхту **MIDNIGHT RAMBLER — HINCKLEY** а также проконсультироваться по любому вопросу связанному с покупкой, продажей, чартером яхт позвоните по телефону **+7(918)465-66-44**.

ОГЛАВЛЕНИЕ

ОГЛАВЛЕНИЕ	2
ХАРАКТЕРИСТИКИ	5
Обзор	5
Основная информация	5
Размеры	5
Скорость, вместимость и масса	5
Размещение	6
Корпус и палуба	6
Информация о двигателе	6
ПОДРОБНОЕ ОПИСАНИЕ	7
INTRODUCTION	7
INTERIOR ACCOMMODATIONS	7
ELECTRONICS and NAVIGATION EQUIPMENT	10
ELECTRICAL SYSTEM	10
ENGINE/MECHANICAL EQUIPMENT	11
HULL and DECK	11
COCKPIT	12
ADDITIONAL EQUIPMENT	12
SAILS and RIGGING	13
EXCLUSIONS	14
Исключения	14
Отказ от ответственности	14
ФОТОГРАФИИ	15
Under Sail	15
Main Salon, Stbd.	15
Main Salon, Port	15
Galley	15
Galley, Outboard	15

Custom China Cabinet	15
Custom Joinery Details	15
Raised Panels and Custom Carvings	15
Custom Fanned Louvered Vents	16
Nav Station	16
Nav Station Looking Fwd.	16
Owner's Manuals	16
Owner's Stateroom	16
Owner's Stateroom, Stbd.	16
Owner's Stateroom, Port	16
Owner's Stateroom, Aft	16
Owner's Head	17
Owner's Shower	17
Stbd. Guest Stateroom	17
Stbd. Guest Day Head	17
Port Guest Cabin	17
Port Guest Head	17
Crew Quarters	17
Anchor System	17
Foredeck	18
Deck Looking Aft	18
Butterfly Hatch	18
Cockpit	18
Cockpit, Aft	18
Custom Wheel	18
Engine	18
Deck	18
Stern View, Under Sail	19
Under Sail	19

Under Power	19
Layout	19
КОНТАКТЫ	20
Контактная информация	20
Телефоны	20
Время работы	20
Адрес	20

ХАРАКТЕРИСТИКИ

Обзор

MIDNIGHT RAMBLER is without a doubt one of the most beautiful, technically advanced and tastefully appointed yachts of her size ever built. The combination of designer Bruce King's eye for beauty, the unparalleled quality of Hinckley's construction and an uncompromising owner has made MIDNIGHT RAMBLER a distinct part of yachting history. Over the last several years, all of her machinery and systems have either been replaced or overhauled, and she has been maintained without regard to cost.

MIDNIGHT RAMBLER has also proven to be a fast performer, finishing sixth in her division in the 2010 Newport to Bermuda Race. Centerboard configuration offers minimum draft of 6'-6" with board up and a maximum draft of 16'-6" with board down.

Основная информация

Тип судна: Cruising/Racing Sailboat

Подкатегория: Sloop

Модельный год: 1995

Год постройки: 1995

Страна: United States

Номер регистрации в береговой охране: 1028513

Верх: Dodger

Размеры

Длина общая: 70' 3" (21.41m)

Ширина: 17' 6" (5.33m)

Мин. осадка: 6' 10" (2.08m)

Макс. осадка: 16' 10" (5.13m)

Скорость, вместимость и масса

Водоизмещение: 90000 Pounds

Вместимость воды: 354 Gallons

Вместимость сточного бака: 60 Gallons

Объем топливного бака: 490 Gallons

Размещение

Всего кают: 4

Всего коек: 5

Спальные места: 8

Всего ком. состава: 4

Каюты экипажа: 1

Койки экипажа: 2

Спальных мест экипажа: 2

Комм. состав экипажа: 1

Корпус и палуба

Материал корпуса: Composite

Материал палубы: Teak

Комплектация корпуса:
Centerboard

Цвет корпуса: Black

Дизайнер корпуса: Bruce King

Информация о двигателе

Двигатели: 1

Производитель: Cummins

Модель: QSB5.9

Тип двигателя: Inboard

Тип топлива: Diesel

ПОДРОБНОЕ ОПИСАНИЕ

INTRODUCTION

MIDNIGHT RAMBLER is without a doubt one of the most beautiful, technically advanced and tastefully appointed yachts of her size ever built. The combination of designer Bruce King's eye for beauty, the unparalleled quality of Hinckley's construction and an uncompromising owner has made MIDNIGHT RAMBLER a distinct part of yachting history. Over the last several years, all of her machinery and systems have either been replaced or overhauled, and she has been maintained without regard to cost.

MIDNIGHT RAMBLER has also proven to be a fast performer, finishing sixth in her division in the 2010 Newport to Bermuda Race. Centerboard configuration offers minimum draft of 6'-6" with board up and a maximum draft of 16'-6" with board down.

INTERIOR ACCOMMODATIONS

MIDNIGHT RAMBLER's accommodations layout sleeps up to eight. She has three private staterooms with ensuite heads, plus separate crew quarters forward. Beauty and function were carefully incorporated into every area, including a showpiece main salon and exceptional galley and navigation station.

Below decks, the yacht is finished in beautiful varnished maple with custom detail and artistic touches, creating a unique ambiance. Her joinery includes raised and fielded paneling with fluted columns, contrasting ebony relief-carved dolphins and whales, deck head level bird's-eye maple highlights, maple louvered fan-shaped vent covers, and elliptical ports and doorways. Custom hatches and interior hardware further accent MIDNIGHT RAMBLER's detail and make her one of a kind. All new upholstery, 2010.

Master Stateroom

The full-width owner's suite features a centerline double berth with a large cedar-lined closet to port and private head with shower to starboard. This cabin is finished with many lovely touches including custom lighting, wood carvings and finishing.

The berth has an inner coil mattress with large drawer storage below, accessed at the foot. Further storage can be found under the entertainment cabinet located on the aft bulkhead of the stateroom. At the head of the berth to port is a maple two-drawer built-in nightstand, with maple sheathing rising up to the white coved overhead. A custom maple fan valance has hidden lighting behind. There are (3) overhead hatches with blinds and (4) portlights to provide excellent ventilation and light.

A custom-finished maple alcove is at the head of the berth and is designed to showcase the owner's choice of art. Outboard and above the alcove along the uppermost maple trim is a custom ebony relief whale, both port and starboard. Storage shelves are

located in hidden lockers behind raised maple panel doors forward and to starboard, with the large cedar-lined closet located aft and to port of the berth. Full-length mirrors are mounted inside the closet door and door to head.

Master head features a varnished maple countertop with custom architectural fiddle, custom sink with Rubinette Teorema faucet, and a maple medicine cabinet over. A separate stall shower is finished in Vanilla Formica with a clear bi-fold door, a teak seat and a teak grate. There is a VacuFlush marine head with vent fan.

Main Salon

Aft from the master stateroom is a short walkway entering the main salon. Class and warmth describes the custom-finished maple wood surround. The combination of the varnished maple sole and white coved overhead with maple cross beams pulls the main salon, galley and nav station into one spacious, yet separate, living area.

Forward to starboard is an L-shaped lounge/dining area with cushions that wrap around outboard the custom bird's eye maple table. This table is mounted on a custom stainless steel hi/lo base that can offer either a dining table or coffee table. This seating arrangement allows easy inboard serving access to the table with room for additional seating to be added if necessary. There are storage lockers outboard of the seating.

To port is an L-shaped settee. Storage lockers are outboard, hidden behind raised panel doors and below, outboard of the seating area. Ebony relief whales decorate the bird's eye maple deck head trim, in addition to fan-style AC vent covers as found in the master stateroom.

Showcased inboard and aft is a beautifully-crafted glass and maple columned china cabinet seen from almost anywhere in the main interior. It separates the galley from the navigation area and houses an icemaker and wine/liquor storage. This cabinet would be a showpiece anywhere, yet blends in perfectly with the rest of the custom-finished accommodations.

Overhead, between the dining area and the settee, is a large beveled glass butterfly hatch with custom Borkumriff hatch risers that, along with numerous portlights, offers plenty of natural light and ventilation.

Nav Station

Directly aft of the dining area to starboard is the inboard/outboard navigation station with full nav table area facing outboard and a custom swing-out seat that offers easy access. The large opening nav desk houses the computer CPU and chart storage. There are additional drawers on both sides and a large Plexiglas-covered work surface with electronics outboard fore and aft.

Just forward of the navigation area is a discretely positioned audio-visual center, which again is housed behind maple paneled doors. An opening hatch above offers natural

light and ventilation.

Galley

The galley is accessed from the settee area and is readily available to the dining area. The design theme continues with most appliances found behind raised and fielded maple paneling. There is plentiful storage space beneath the Bone Corian countertops, including knife and appliance storage.

- New (2015) Force 10 propane 4-burner stove with oven, stainless safety bar, butcher block stove cover and an exhaust fan
- Grunert refrigeration and freezer
- Spacemaker II microwave oven
- SeaTech Icemaker, 110v/12v
- Trash compactor
- Custom Krupps coffee maker with dedicated counter space marked by a stainless sea rail
- Double sink with brushed stainless steel Grohe faucet
- Hot and cold pressure water
- Grohe soap dispenser
- Ample counter and cabinet storage space
- Opening hatch with screen over the galley

Aft Area and Guest Staterooms

A day head is aft of the nav area with a VacuFlush marine head and a maple countertop with Triton-Belco Elfenbein sink, Rubinetterie Teorema faucet with hot and cold pressure water and mirror over, and a maple sole and drain. There is a ventilation fan.

Aft of the day head is one of the two guest cabins. The guest cabins have double berths with storage under and a closet forward. There is a TV shelf at the foot of each berth.

A second cabin is opposite to port with an ensuite head including a Vanilla Formica shower stall with Grohe mixing valve, a teak seat and grate, maple countertop with Triton Belco Elfenbein sink with Rubinetterie Teorema faucet, and a ventilation fan.

Between the two aft guest cabins is the companionway to the aft cockpit with a wet locker conveniently located at the base of the landing.

Crew Quarters

Forward of the owner's stateroom are the crew quarters. This cabin is separated from the rest of the accommodations by a full bulkhead and is accessed through a forward deck hatch.

There are upper and lower berths to starboard with storage lockers to port, including

two hanging lockers and a crew head with stall shower off-center forward to port. A full-length elliptical mirror is fitted to the head door. The head has a Corian countertop and Triton-Belco Elfenbein white sink with Sherwood faucet. There is a stall shower of Vanilla Formica with a teak grate and a Vacuflush marine head with lock-off overboard discharge.

ELECTRONICS and NAVIGATION EQUIPMENT

- (2) Dell Optiplex personal computers
- Furuno NavNet 3D system
- 24" Radar scanner
- Compass/GPS sensor
- Satellite weather receiver
- High-speed Ethernet switch
- Nauticomp 12.1" display for cockpit. Reconditioned (2014)
- 22" LCD display at navigation station
- ICOM M-504 VHF radio at navigation station
- ICOM Command Mic in cockpit
- B&G H3000 sailing instruments with custom displays
- KVH Fleet 250 system
- Motorola 9555 Iridium satellite phone
- UFO TV antenna
- Satellite radio antenna
- Pep Wave BR1 3G/4G/LTE/Wi-Fi (2015)
- Wi-Fi/LTE antenna (2015)
- Simrad AP 26 autopilot with remote
- Fusion stereo with Alpine CD/DVD player in salon with 17" Philips HD screen
- JVC DVD in each cabin with XM/Sirius and iPod adapters
- Panasonic 17" display in master stateroom

ELECTRICAL SYSTEM

12/24 volt DC and 120/240 volt AC electrical system with tinned copper wire throughout

- Custom main switch panels with gauges
- Engine start:12-Volt 4D wet battery
- (8) AGM 8D house batteries, 1,040 amp/hrs (2014)
- 24-volt to 12-volt converter
- 12-volt gel-cell navigation instrument battery constantly fed from 24-volt converter
- Generator:Northern Lights 20 kW (2004) (5,474 hrs. as of 12/2016)

- ASEA AC12 12kVa 220/120-volt yacht power converter (for European power)(in container)
- Mastervolt 12-volt and 24-volt monitoring system
- Parallel 12-volt switch for separate generator and engine start batteries
- Isolation switches for the following: 12-volt and 24-volt battery banks, inverter, converter, hydraulics, engine and generator
- Mastervolt 100 amp battery charger/inverter
- (2) 120/240-volt, 50 amp shore cords with inlets, Hubbell connector and custom switches at AC panel
- Foredeck, spreader, companionway lights and boom-mounted cockpit dining lights with dimmer
- Lights at gates
- Entry alarm system

ENGINE/MECHANICAL EQUIPMENT

Engine: Cummins QSB5.9 (230 hp @ 2600 rpm) with smart tach display in cockpit. The engine area is located between and below the paneled cabinets of the galley and nav station and is noise and temperature insulated.

- Water-drop muffler system to reduce back pressure
- 2.25" Prop shaft with spurs line cutters
- Gori 3-blade folding propeller with overdrive feature
- New cutlass bearing (2011)
- New PSS shaft seal (2015)
- Air Conditioning: Marine Air 72,000-BTU capacity with (3) chillers and (6) A/C units in cabin areas. Two of the three chillers replaced (2014)
- Grunert dual engine-drive/ 220 volt refrigeration system
- Hydraulic Lewmar retractable bow thruster with control at helm
- Hydraulic centerboard with manual Navtec 7 system back-up
- Electric fuel priming pump for main engine and generator
- Sea Recovery 1,500 gallons/day watermaker
- Paragon Jr. domestic pressure water pump
- Second Par back-up pressure water pump
- Automatic bilge pump with audio/visual alarm at helm and crew's quarters
- Forepeak bilge pump
- Manual bilge pump in cockpit (new 2010)
- Golden rod heaters in hanging lockers
- Fireboy Halon fire extinguisher - engine compartment

HULL and DECK

Construction: The hull is a cored laminate of a hybrid E-glass/Kevlar fabric and

Construction: The hull is a series laminate of fiberglass — glass/kevlar fabric and Vynylester resin on both sides of a closed-cell core. The core is bedded in polyester adhesive and vacuum-bagged to the outside laminate. The hull shell is supported by a combination of foam-cored FRP stiffeners and by structural bulkheads. E-glass fabric and polyester resin over foam, capped with uni-directional S-glass is used for the floors, girders, stringers and web frames. The hull was painted (2010) with Black Awlgrip topsides with clear coat, gold leaf cove stripe, single white tapered boot stripe and red bottom. (Repainted Nov. 2015)

The deck is artfully finished with laid teak decking on all flat surfaces including cabin top and cockpit area, with solid varnished teak cabin sides, cap rails, hand rails, dorade boxes and cockpit trim all stripped and rebuilt with ten coats of varnish in summer 2013. Flush Rondal deck hatches and a traditional butterfly deck hatch further complement her “retro classic” look.

Centerboard configuration offers minimum draft of 6’-10” with board up and a maximum draft of 16’-10” with board down.

COCKPIT

MIDNIGHT RAMBLER has an all-teak cockpit that is well-laid-out for short-handed sailing. Hydraulic genoa winches are within easy reach of the helmsman for short-handed maneuvers. The cockpit dodger offers excellent protection, and visibility is unobscured from the helm. Sailing instruments are built into the forward coaming above the companionway. The lazarette and cockpit utility lockers have shelves built in to maximize storage area.

- Toast Sunbrella cockpit dodger - full roll-up windows forward and aft stainless steel grab bar
- Cockpit bimini that zips to dodger
- Fold-down teak cockpit table with canvas cover (new 2010)
- Cockpit cushions
- Custom boom-mounted dining lights with dimmer
- Stainless wheel steering with a "destroyer type" custom ebony, teak, ash and oak compass rose inlay
- Teak-clad pedestal and custom hexagonal lantern-shaped binnacle compass
- Custom inlaid seat backs showing four phases of the moon
- Nauti Comp 12” screen with mouse at helm (refurbished 2014)
- Remote touch screen with radar overlay navigation software
- Teak helm seat (new 2011)
- Port/starboard panels at helm with engine functions, lighting and electronics

ADDITIONAL EQUIPMENT

- Stainless steel bow and stern pulpits. Stern pulpit has top and bottom removable bars at gate
- Stainless steel stanchions and lifelines
- Rondal stainless steel deck hardware
- Stainless steel swim ladder to double as forepeak ladder and boarding ladder
- Custom stainless steel deck fill openers
- Recessed saltwater deck wash
- Fresh water deck wash with mixing valve
- Dorade ventilators with stainless steel dorade guards and canvas covers
- Custom butterfly hatch with canvas cover
- Custom teak seat at bow pulpit
- Varnished teak ensign pole with cover
- MOM 9
- Avon 8-man life raft in valise
- GPIRB
- (8) Spinlock life vests with tethers
- Flare kit
- Docklines
- Inflatable fenders - (6) small and (2) large, with covers
- (2) Varnished teak fender boards
- Nemo universal gangway with stainless steel brackets and forepeak storage
- Dinghy: Zodiac MKIIC inflatable (red) with aluminum floor and Yamaha 2-stroke, 25hp outboard

Ground Tackle:

- Lewmar 3000 anchor windlass
- 105 lb. Stainless steel plow anchor in HRH stainless steel bow roller with 300' all-chain rode
- Fortress FX-125 anchor in forepeak with chain/rope rode
- Chain stopper, nylon anchor snubber with stainless steel hook and safety tensioner for anchor

SAILS and RIGGING

Hydraulic Stoway, three-spreader sloop rig with carbon fiber mast, boom and spreaders painted white

- Rondal MM2 in-mast furling system and Rondal mast hardware including main outhaul, topping lift, main sheet. Rebuilt/serviced (Fall 2016)
- Rondal HF200 furling headstay system. Rebuilt/serviced (Fall 2016)
- Stainless steel hydraulic backstay and vang cylinders
- Navtec rod rigging (2004)
- Removable inner forestay with running backstays

- Boom repainted (2013)
- MPS tack fitting (2010)
- Antal storm trysail track (2010)
- (3) Spreader lights (upward-facing, 2010)

Winches (All Lewmar):

- (2) #88 3-speed hydraulic primaries
- (2) #77 hydraulic secondaries
- (2) #66 hydraulic mainsheet/outhaul winches
- (3) #66 manual halyard winches
- #54 CCST all-purpose hydraulic winch at mast

Sails (All North Spectra):

- Spectra main (2007)
- Cruising yankee 110% (2007)
- 3DL 600 medium/heavy #1 genoa (135%) (2010)
- Storm jib(2010)
- Storm trysail (2010)
- Spectra forestaysail (2010)
- Asymmetrical Code 3A AirX 900 (2010)
- G-AP2 Norlon 150 gennaker (2010)
- 20' container (Located at Hinckley, Portsmouth, RI)

EXCLUSIONS

- Personal effects
- Artwork
- Monogrammed effects

Исключения

При продаже яхты исключаются личные вещи владельца.

Отказ от ответственности

Компания предоставляет описание судна или яхты добросовестно, но не может гарантировать точность этой информации, а также не ручается за техническое состояние. Покупатель должен проинструктировать своих агентов или оценщиков исследовать представленную информацию более подробно, по собственному желанию. Продажа судна или яхты, изменение цены или снятие с продажи будет происходить без предварительного уведомления.

ФОТОГРАФИИ


Under Sail



Main Salon, Stbd.




Main Salon, Port



Galley




Galley, Outboard



Custom China Cabinet



Custom Joinery Details



Raised Panels and Custom Carvings



Custom Fanned Louvered Vents



Nav Station



Nav Station Looking Fwd.



Owner's Manuals



Owner's Stateroom



Owner's Stateroom, Stbd.



Owner's Stateroom, Port



Owner's Stateroom, Aft



Owner's Head



Owner's Shower



Stbd. Guest Stateroom



Stbd. Guest Day Head



Port Guest Cabin



Port Guest Head



Crew Quarters



Anchor System



Foredeck



Deck Looking Aft



Butterfly Hatch



Cockpit



Cockpit, Aft



Custom Wheel



Engine



Deck



Stern View, Under Sail



Under Sail



Under Power



Layout



КОНТАКТЫ

Андрей Шестаков (Andrey Shestakov) – ведущий яхтенный брокер отдела продаж яхт и судов компании Shestakov Yacht Sales Inc. Официальный представитель Shestakov Yacht Sales Inc. для русскоговорящих клиентов в центральном офисе компании в Майами/Форт Лодердейл/Флорида/США.

Контактная информация

Email: **andrey@shestakovyachtsales.com**

Web: **shestakovyachtsales.com**

Телефоны

Краснодарский край: **+7(918)465-66-44**

США, Майами, Флорида: **+1(954)274-4435**

Время работы

Понедельник – Суббота: **9:00 - 21:00** EDT

Воскресенье: **Закрето**

Адрес



Harbour Towne Marina, 850 NE 3rd St, STE 213, Dania, FL 33004