

TEACHER'S LOUNGE — GIBSON



Builder: GIBSON

Year Built: 1999

Model: Motor Yacht

Price: PRICE ON APPLICATION

Location: United States

LOA: 50' 0" (15.24m)

Beam: 14' 0" (4.27m)

Min Draft: 2' 4" (0.71m)

Max Draft: 2' 4" (0.71m)

Cruise Speed: 16 Kts. (18 MPH)

Max Speed: 26 Kts. (30 MPH)

Our experienced yacht broker, Andrey Shestakov, will help you choose and buy a yacht that best suits your needs **Teacher's Lounge — GIBSON** from **our catalogue**. Presently, at **Shestakov Yacht Sales Inc.**, we have a wide variety of yachts available on **our sale's list**. We also work in close contact with all the big **yacht manufacturers** from all over the world.

If you would like to buy a yacht **Teacher's Lounge — GIBSON** or would like help answering any questions concerning purchasing, selling or chartering a yacht, please call **+1(954)274-4435**

TABLE OF CONTENTS

TABLE OF CONTENTS	2
SPECIFICATIONS	5
Overview	5
Basic Information	5
Dimensions	5
Speed, Capacities and Weight	5
Accommodations	6
Hull and Deck Information	6
Engine Information	6
DETAILED INFORMATION	7
Gibson 50 Vessel Walkthrough	7
Gibson 50 Accommodations	7
Gibson 50 Salon	7
Gibson 50 Lower Helm	7
Gibson 50 Galley	8
Gibson 50 Guest Stateroom	8
Gibson 50 Master Stateroom	8
Gibson 50 Laundry	8
Gibson 50 Foredeck	9
Gibson 50 Aft Deck	9
Gibson 50 Upper Deck	9
Gibson 50 Flybridge	9
Gibson 50 Audio/Visual Equipment	9
Gibson 50 Electronics	10
Gibson 50 Electrical System	10
Gibson 50 Engine/Mechanical Equipment	10
Gibson 50 Deck Equipment	10
Gibson 50 Exclusions	11

Gibson 50 Disclaimer	11
Exclusions	11
Disclaimer	11
PHOTOS	12
Gibson 50 Forward Profile	12
Gibson 50 Port Forward Profile	12
Gibson 50 Foredeck	12
Gibson 50 Magma Grill	12
Gibson 50 Anchor Windlass	12
Gibson 50 Aft Deck	12
Gibson 50 Swim Platform	12
Gibson 50 Flybridge Forward	12
Gibson 50 Flybridge Helm Photo1	13
Gibson 50 Flybridge Helm Photo2	13
Gibson 50 Flybridge Aft	13
Gibson 50 Upper Deck	13
Gibson 50 Upper Deck Dining	13
Gibson 50 Salon Aft	13
Gibson 50 Salon Aft Wide	13
Gibson 50 Salon Forward	13
Gibson 50 Salon Forward Wide	14
Gibson 50 Salon Port	14
Gibson 50 Lower Helm	14
Gibson 50 Galley	14
Gibson 50 Refrigerator	14
Gibson 50 Electric Stove and Oven	14
Gibson 50 Guest Stateroom Companionway	14
Gibson 50 Guest Stateroom Landing	14
Gibson 50 Guest Stateroom	15

Gibson 50 Guest Stateroom Head	15
Gibson 50 Master Stateroom Aft Wide	15
Gibson 50 Master Stateroom Aft	15
Gibson 50 Master Stateroom Starboard Wide	15
Gibson 50 Master Stateroom Forward Wide	15
Gibson 50 Master Stateroom Storage	15
Gibson 50 Master Ensuite Head	15
Gibson 50 Master Ensuite Shower	16
Gibson 50 Washer-dryer	16
Gibson 50 Engine Compartment	16
Gibson 50 Port Main Engine	16
Gibson 50 Starboard Main Engine	16
Gibson 50 V-Drive Transmission	16
Gibson 50 Reverse Air Conditioner - Unit 1	16
Gibson 50 Reverse Air Conditioner - Unit 2	16
Gibson 50 Water Heater	17
Gibson 50 Electrical Panel	17
Gibson 50 Generator	17
Gibson 50 Battery Charger	17
Gibson 50 Inverter	17
Gibson 50 Inverter Charger	17
CONTACTS	18
Contact details	18
Telephones	18
Office hours	18
Address	18

SPECIFICATIONS

Overview

Teacher's Lounge is a low hour 1999 Gibson 50' cabin yacht in good condition and ready for cruising. She offers a spacious main cabin that includes the lower helm, salon and galley, a large master stateroom aft with ensuite head and aft deck access and a guest stateroom forward with two queen berths and a separate head. There are four separate deck spaces (foredeck, aft deck, upper deck and flybridge deck) on the boat that provide plenty of space to entertain or just relax. She is powered by two Crusader 454 gas engines and an 8.5 kw generator provides plenty of electrical power for the boat. This yacht is turnkey and ready to cruise the lakes or river systems immediately.

Basic Information

Category: Motor Yacht

Sub Category: Liveaboard

Model Year: 1999

Year Built: 1999

Country: United States

Vessel Top: Bimini Top

Fly Bridge: Yes

Dimensions

LOA: 50' 0" (15.24m)

Beam: 14' 0" (4.27m)

Min Draft: 2' 4" (0.71m)

Max Draft: 2' 4" (0.71m)

Clearance: 16' 6" (5.03m)

Speed, Capacities and Weight

Cruise Speed: 16 Kts. (18 MPH)

Max Speed: 26 Kts. (30 MPH)

Displacement: 23000 Pounds

Water Capacity: 100 Gallons

Holding Tank: 100 Gallons

Fuel Capacity: 119 Gallons

Accommodations

Total Cabins: 2

Total Berths: 3

Sleeps: 6

Total Heads: 2

Hull and Deck Information

Hull Material: Fiberglass

Deck Material: Composite Fiberglass

Hull Configuration: Semi-Displacement **Hull Finish:** Plastic

Engine Information

Engines: 2

Manufacturer: Crusader

Model: 454

Engine Type: Inboard

Fuel Type: Gas/Petrol

DETAILED INFORMATION

Gibson 50 Vessel Walkthrough

Boarding Teacher's Lounge can be done via forward and port and starboard side openings onto the foredeck. Once onboard, larger walkways lead completely around the boat for easy deck access. The main cabin can be accessed through the starboard forward side deck access door, you will find stairs down to the guest stateroom starboard forward, lower helm center line forward, various salon seating around the lower helm and the galley starboard aft with full size refrigerator to port. The master stateroom is aft and has an aft deck access door. Engine room access is through a hatch in the aft deck. Molded steps to port on the aft deck provides access to the upper deck where a four place table and chairs provides room for dining and then a short ladder up to the very spacious flybridge deck is to port.

Gibson 50 Accommodations

Teacher's Lounge offers a spacious master stateroom aft with ensuite head and a guest stateroom forward with twin queen size berths and private head.

Gibson 50 Salon

The salon features a rattan sofa port forward, the entertainment system is forward of the sofa and to port of the lower helm and two large rattan chairs, one with a matching ottoman divide the space between the salon and galley. The companionway starboard forward leads to the guest stateroom and a side deck access door is starboard adjacent to the lower helm. The sole is laminate bamboo flooring throughout the main cabin and large windows with blinds all around proved plenty of natural light to the space.

Gibson 50 Lower Helm

The lower helm is located center line forward in the salon and provides an exceptional place to pilot the vessel in bad weather or just when you want to be in the main cabin with guests. The lower helm features:

- Standard Horizon Spectrum+ VHF Marine Radio with DSC
- Uniden Depth Display
- Ritchie Compass
- Gibson Complete Engine Gauge Cluster
- Ultraflex Throttle and Shifter Controls

- Generator Controls
- Windlass Controls
- Searchlight Controls

Gibson 50 Galley

The galley is located starboard aft in the main cabin and features:

- Full size Frigidaire Refrigerator with Separate Freezer
- Galley Maid Empress 3-Burner Electric Stove and Oven
- Double Basin Stainless Steel Sink
- Goldstar Microwave Oven
- Mr. Coffee Coffee Maker
- Toaster
- Formica Counter Tops, Splash and Cabinets with Teak Trim
- Plenty of counter and storage space
- Large windows with blinds

Gibson 50 Guest Stateroom

The guest stateroom is forward and offers side by side queen size berths, reading lights, carpeted sole and an private head.

The head features a wet head configuration with molded vanity and sink with shower and an electric head.

Gibson 50 Master Stateroom

The spacious aft master stateroom offers a queen size berth to starboard, built-in storage cabinet port aft, hanging locker, storage locker, sliding windows with blinds on each side and a sliding door to the aft deck. The sole is carpeted and there are reading lights and an ensuite head.

The head features a molded vanity with sink, electric head and large separate shower stall.

Gibson 50 Laundry

This yacht features a Whirlpool washing machine.

Gibson 50 Foredeck

This yacht features a very comfortable front porch foredeck that provides plenty of space to relax, cook on the Magna propane grill, board and anchor the boat. A large bench seat wraps around the forward house and there is additional room for folding chairs and other furniture. The windlass is concealed in the starboard bench seat and a large storage locker in the deck can store water toys, life jackets and much more.

Gibson 50 Aft Deck

The large aft deck offers same level access to each side deck, a glass sliding door to the master stateroom, molded steps on the port side to the upper deck and flybridge, a transom rail gate to the swim platform and access to the engine compartment through a deck hatch. Stainless steel fender holders for six fenders are located on the aft deck rail.

Gibson 50 Upper Deck

The Gibson 50 offers a very large upper deck with a four place table and chair set for dining, lounging or entertaining.

Gibson 50 Flybridge

Teacher's Lounge features a large flybridge covered with a bimini top, helm forward, helm seat, reclining bench seats both sides and a large L-shaped sofa aft to starboard. The decks are non-skid. The helm features:

- Ritchie Compass
- Gibson Complete Engine Gauge Cluster
- Ultraflex Throttle and Shifter Controls
- Windlass Controls
- Searchlight Controls

Gibson 50 Audio/Visual Equipment

This yacht features the following audio & video equipment:

- Alpine CD Receiver CDA-105 with speakers
- Samsung Flat Screen TV
- DirecTV box with HD DVR
- Samsung DVD player DVD-HD860

- JVC TV with built in VHS player

Gibson 50 Electronics

This yacht features the following electronics:

- Uniden depth display
- Standard Horizon Spectrum + VHF with DSC

Gibson 50 Electrical System

This yacht features the following electrical equipment:

- Westerbeke 8.5 kw generator (451 hours)
- Dual 50 amp shore power system
- 2 - 50' 50 amp shore power cables
- 50 amp to twin 30 amp splitter
- Magnum 3100 watt Inverter Charger ME3112
- Promariner ProSport 6 amp Marine Battery Charger
- Vector Maxx 700 watt inverter
- Engine, generator and windlass batteries
- Gibson electrical panel

Gibson 50 Engine/Mechanical Equipment

This yacht features the following engine and mechanical equipment:

- Twin Crusader 454XL main gas engines
- Velvet Drive v-drive gearboxes
- Ultra Flex engine controls
- 17 gallon water heater
- 2 zone reverse cycle air conditioners (16k BTU)

Gibson 50 Deck Equipment

This yacht features the following deck equipment:

- Quick Genius 600 anchor windlass
- Fortress FX-23 anchor
- Aluminum railings
- 2 - three fender stainless steel holders

- Swim platform
- Non-skid decks

Gibson 50 Exclusions

Seller's personal belongings

Gibson 50 Disclaimer

The Company offers the details of this vessel in good faith but cannot guarantee or warrant the accuracy of this information nor warrant the condition of the vessel. A buyer should instruct his agents, or his surveyors, to investigate such details as the buyer desires validated. This vessel is offered subject to prior sale, price change, or withdrawal without notice.

Exclusions

Owner's personal belongings.

Disclaimer

The Company offers the details of this vessel or yacht in good faith but cannot guarantee or warrant the accuracy of this information nor warrant the condition of the vessel. A buyer should instruct his representatives, agents, or his surveyors, to investigate such details as the buyer desires validated. This vessel or yacht is offered subject to prior sale, price change, or withdrawal without notice.

PHOTOS

Gibson 50 Forward Profile



Gibson 50 Port Forward Profile



Gibson 50 Foredeck



Gibson 50 Magma Grill



Gibson 50 Anchor Windlass



Gibson 50 Aft Deck



Gibson 50 Swim Platform



Gibson 50 Flybridge Forward



Gibson 50 Flybridge Helm Photo1



Gibson 50 Flybridge Helm Photo2



Gibson 50 Flybridge Aft



Gibson 50 Upper Deck



Gibson 50 Upper Deck Dining



Gibson 50 Salon Aft



Gibson 50 Salon Aft Wide



Gibson 50 Salon Forward



Gibson 50 Salon Forward Wide



Gibson 50 Salon Port



Gibson 50 Lower Helm



Gibson 50 Galley




Gibson 50 Refrigerator



Gibson 50 Electric Stove and Oven



**Gibson 50 Guest Stateroom
Companionway**



Gibson 50 Guest Stateroom Landing




Gibson 50 Guest Stateroom




Gibson 50 Guest Stateroom Head




Gibson 50 Master Stateroom Aft




**Gibson 50 Master Stateroom Aft
Wide**




**Gibson 50 Master Stateroom
Starboard Wide**



**Gibson 50 Master Stateroom Forward
Wide**



Gibson 50 Master Stateroom Storage



Gibson 50 Master Ensuite Head



Gibson 50 Master Ensuite Shower



Gibson 50 Washer-dryer



Gibson 50 Engine Compartment



Gibson 50 Port Main Engine




Gibson 50 Starboard Main Engine



Gibson 50 V-Drive Transmission



**Gibson 50 Reverse Air Conditioner -
Unit 1**



**Gibson 50 Reverse Air Conditioner -
Unit 2**



Gibson 50 Water Heater



Gibson 50 Electrical Panel



Gibson 50 Generator



Gibson 50 Battery Charger



Gibson 50 Inverter



Gibson 50 Inverter Charger



CONTACTS

Andrey Shestakov, leading yacht broker of the sales department of Shestakov Yacht Sales Inc. Shestakov Yacht Sales Inc., the official representative of the Miami/Fort Lauderdale FL headquarters.

Contact details

Email: **andrey@shestakovyachtsales.com**

Web: shestakovyachtsales.com/en/

Telephones

USA: **+1(954)274-4435**

Office hours

Monday – Saturday: **9:00 - 21:00** EDT

Sunday: **closed**

Address



Harbour Towne Marina, 850 NE 3rd St, STE 213, Dania, FL 33004