

DREAM WEAVER — WESTPORT



Builder: WESTPORT

Year Built: 2006

Model: Motor Yacht

Price: PRICE ON APPLICATION

Location: United States

LOA: 112' 0" (34.14m)

Beam: 23' 6" (7.16m)

Min Draft: 5' 5" (1.65m)

Max Draft: 5' 7" (1.70m)

Cruise Speed: 20 Kts. (23 MPH)

Max Speed: 24 Kts. (28 MPH)

Our experienced yacht broker, Andrey Shestakov, will help you choose and buy a yacht that best suits your needs **DREAM WEAVER — WESTPORT** from our catalogue. Presently, at **Shestakov Yacht Sales Inc.**, we have a wide variety of yachts available on our sale's list. We also work in close contact with all the big **yacht manufacturers** from all over the world.

If you would like to buy a yacht **DREAM WEAVER — WESTPORT** or would like help answering any questions concerning purchasing, selling or chartering a yacht, please call **+1(954)274-4435**

TABLE OF CONTENTS

TABLE OF CONTENTS	2
SPECIFICATIONS	6
Overview	6
Basic Information	6
Dimensions	6
Speed, Capacities and Weight	6
Accommodations	6
Hull and Deck Information	6
Engine Information	7
DETAILED INFORMATION	8
Accommodations	8
Upgrades & Features	8
Walkthrough	8
Aft Deck	9
Main Salon	9
Dining	10
Galley	10
Pilothouse	10
Master Stateroom	10
Master Head	11
Guest Stateroom / Forward	11
Guest Stateroom / Port	11
Guest Stateroom / Starboard	11
Electronics	11
Flybridge	12
Mechanical Equipment	12
Ground Tackle, Line Handling Equipment	12
Engine Room	13

Exclusions	13
Exclusions	13
Disclaimer	13
PHOTOS	14
Aft Deck	14
Aft Deck	14
Aft Deck	14
Aft Deck / Bar	14
Salon	14
Salon	14
Salon	14
Dining	14
Dining	14
Day Head	14
Galley	15
Galley	15
Dinette	15
Dinette	15
Pilothouse	15
Pilothouse	15
Pilothouse	15
Lower Foyer	15
Master Stateroom	15
Master Stateroom	15
Master Stateroom	16
Master Stateroom	16
Master Head	16
Master Head	16
Master Head	16

Master Head	16
VIP Stateroom	16
VIP Stateroom	16
VIP Head	16
Guest Stateroom	16
Guest Stateroom	17
Guest Head	17
Guest Stateroom	17
Guest Stateroom	17
Guest Head	17
Crew Quarters	17
Crew Quarters	17
Bow	17
Bow	17
Bow / Seating	17
Upper Deck	18
Flybridge	18
Flybridge / Helm	18
Flybridge / Helm (TV overhead)	18
Flybridge / BBQ	18
Flybridge / Bar	18
Upper Deck / Hot Tub	18
Boat Deck	18
Boat Deck	18
Walk-Around Teak Deck	18
Walk-Around Teak Deck	19
Engine Room	19
Engine Room	19
Engine Room	19

Aft View	19
General Arrangement	19
CONTACTS	20
Contact details	20
Telephones	20
Office hours	20
Address	20

SPECIFICATIONS

Overview

"*Dream Weaver*" features accommodations for eight owners/guests in four staterooms + crew.

Basic Information

Category: Motor Yacht

Sub Category: Raised Pilothouse

Model Year: 2006

Year Built: 2006

Country: United States

Fly Bridge: Yes

Dimensions

LOA: 112' 0" (34.14m)

Beam: 23' 6" (7.16m)

Min Draft: 5' 5" (1.65m)

Max Draft: 5' 7" (1.70m)

Speed, Capacities and Weight

Cruise Speed: 20 Kts. (23 MPH)

Max Speed: 24 Kts. (28 MPH)

Displacement: 275000 Pounds

Water Capacity: 1025 Gallons

Holding Tank: 600 Gallons

Fuel Capacity: 5500 Gallons

Accommodations

Total Cabins: 4

Sleeps: 8

Total Heads: 7

Captain Cabin: True

Crew Berths: 5

Hull and Deck Information

Hull Material: Fiberglass

Deck Material: Teak

Hull Configuration: Semi-Displacement

Hull Designer: Jack Sarin

Exterior Designer: Westport/Taylor
Olson

Interior Designer: Westport

Engine Information

Engines: 2

Manufacturer: MTU

Model: DDEC 16V2000

Engine Type: Inboard

Fuel Type: Diesel

DETAILED INFORMATION

Accommodations

"*Dream Weaver*" is one of the nicest 112's on the market with almost every piece of equipment updated and/or replaced. She has had a great owner history and is currently owned by only her second owner, who has owned large yachts for the last 15 years. She was built for her original owner and no expense was spared, adding many options as described in her specs.

Upgrades & Features

- HD11 with matching Dome (2016)
- KVH77
- Carpeting in Salon (New)
- Carpeting in lower stateroom (Wool, New)
- TV 55" in Salon is Samsung-4K (2016)
- Camera system - aft deck, side decks, engine room (New)
- Galley Peninsula cabinets with pull-outs
- Pantry cabinet
- Sub-Zero Commercial refrigerator in Galley (2013)
- Wolf Induction stove top (2013)
- GE Convection microwave (2015)
- Miele dishwasher (2013)
- Wood floor in Galley (2011)
- Galley settee table custom wood (2011)
- Headliner on Main Deck (2012)
- Salon dining table with leaf (2012)
- Wine cooler in Salon bar aft port (New)
- Miele washer and dryer (2014)
- Hot water heaters (2016)
- A/C Handlers (90% new in the last several years)
- ASEA Electrical converters, 30kW ea. Serviced (Jan/2017)
- Headhunter black water treatment plant, serviced 2016 (new transfer pump, new raw water pump, new mascerator pump)
- Stabilizer upgraded to larger fins
- (2) Life rafts mounted on boat deck railings
- Aft Deck boarding gates, starboard side only
- Flybridge has Teak deck
- Custom TV on Flybridge Hardtop
- (6) Underwater lights
- Bow Thruster replaced to American Bow Thruster (2014)
- Stainless steel anchors (upgraded 2011)
- Tempurpedic 3" mattress covers in all staterooms

Walkthrough

"Dream Weaver" offers four owner and guest staterooms with the Master amidship and the VIP all the way forward. The crew which is aft offers three additional staterooms with berths for 4-5 crew, accessed through their private staircase from the Aft Deck.

Entering the Main Salon from the starboard entry foyer, once can appreciate the warm and inviting feeling of a spacious full-beam Salon with glass doors on the aft Salon going to the large Aft Deck.

The Dining room accommodates eight guests comfortably. Raised buffet cabinets port and starboard have

Alabaster light with matching sconces; Lucite fitted storage for china, crystal, stemware and silverware. An overhead "oval-shaped" domed ceiling features pendant and indirect lighting. The perimeter soffits of the whole Salon/Dining area consist of matching Cherry wood crown moldings with indirect rope lighting on rheostats.

Moving forward to starboard is the entrance foyer and Day Head, followed by the full-beam "country-style" Galley that allows great views. "Dream Weaver" has a custom designed dinette table to port forward with two chairs, which can be used at the Galley counter or the dining settee. This modified Galley layout is user friendly and some of the features include custom perimeter soffits, multiple overhead Halogen lights and speakers, a 42" flat screen TV flush-mounted at center forward; full-size, top-of-the-line stainless steel appliances and granite countertops throughout. An additional pantry is located forward and down four steps just aft of the entrance to the forward VIP Guest Stateroom.

The en-suite forward VIP Stateroom offers an island centerline queen berth and walk-in wardrobe. There is a built-in settee and bookshelves as well as an over-sized back-lit overhead hatch. A complete audio/video system includes a 20" TV and flush-mounted overhead speakers.

From the Main Salon/Dining area to port is the port side entrance Foyer. A midship laundry center/pantry is inboard with a stacked washer/dryer, additional wine cooler and storage cabinet. A ¾ door within this area allows access under the raised Pilothouse, where several communication, A/C and electrical components are located.

Down from the portside entrance Foyer, via circular stairwell, is the lower midship Foyer, separating the Master Stateroom and the Guest Staterooms aft.

The Master suite has double entrance doors, a centerline king-size berth with an upholstered headboard and two end table cabinets. A custom built-in sofa is to port and a large dresser is opposite. Four portlights with Duette blinds and valances allow daylight to filter in. A Panasonic 42" TV is located on the aft bulkhead. The cedar-lined walk-in wardrobe has a built-in safe. The complete audio/video equipment is complimented by a surround sound system with sub-woofer. Indirect lighting on dimmers is behind the crown molding and under the berth. Wall-mounted reading lights and numerous overhead Halogen lighting groups are on rheostats.

His and hers Master Head forward is spectacular. The Jacuzzi tub and "Swedish-style" shower with multiple sprayers are at the center, dividing the two heads.

Aft of the lower foyer are two additional Guest Staterooms, similar in size and offer spacious en-suite heads.

The portside VIP Stateroom features a queen-size berth and the starboard side cabin can accommodate two guests in the over-sized twin berths. Both Guest Staterooms were designed with custom fabrics and complimented with Duette blinds and valances; as well as a full A/V entertainment system with an Toshiba color TV, DVD & CD players and AM/FM radio receivers; and cedar-lined hanging lockers with abundant storage drawers.

Aft Deck

- Custom wood table with Compass inlay
- Stainless steel stanchions (in lieu of white paint)
- Boarding gate (starboard side)
- Bar to port with icemaker, refrigerator and storage
- TV Above bar, port
- Camera system (New)

Main Salon

- 3M Window tinting on all main deck windows
- Perimeter soffit with crown molding & rope light
- Domed overhead ceiling feature (oval) over the dining area w/dining pendant
- Sofa to port
- Game table with 2 chairs starboard

- Lounge chair w/ottoman
- Raised buffets port & stbd.
- New carpeting
- Samsung 4K 55" TV
- Wine cooler at bar, aft port (New)
- Silhouette blinds w/fixed Roman shade valance in custom blind pocket
- Stainless steel sliding aft deck door
- Day head w/Headhunter Royal Flush Hydro Vac, mirrored overhead, ceiling light fixture, marble tile flooring

Dining

- Dining table w/large leaf (2012)
- Raised buffets, port and stbd
- Domed overhead ceiling feature w/dining pendant
- Silhouette blinds w/fixed Roman shade valance in custom blind pocket

Galley

- Cherry cabinets
- Built-in dinette fabric settee and custom wood dining table
- Sub-Zero Commercial refrigerator (2014)
- Wolf Induction stove top (2014)
- Garbage disposal (New)
- GE Convection microwave (2014)
- Miele dishwasher (2014)
- Wood floor (2014)
- Galley TV (2017)

Pilothouse

- V-Cool on Pilothouse windows
- Upgraded inlay wood station wheel
- Black Spinneybeck leather control console w/leather dash hoods
- Sliding hatch to FB
- Crown Classic helm chair to match settee
- Built-in bookcase
- NEC LCD 15" monitor, Pioneer AM/FM/CD stereo w/1 pr. Speakercraft speakers
- Color TV
- Custom built desk to port with file drawer & printer cabinet
- Fax cabinet

Master Stateroom

- California King berth w/innerspring Tempurpedic mattress & upholstered headboard & overhead treatment
- Walk-in wardrobe lined with aromatic Cedar, automatic light, s/s closet rod & Cedar shelf with keeper
- Double door entryway
- Counters are Madrona Burl veneer top with solid Cherry waterfall edge
- Recessed Halogen room & reading lights
- Duette blinds with fixed Roman shade valances
- (2) Reading lights
- Indirect rope accent lighting under berth & above soffits
- (2) Nightstands with drawer
- (2) Custom half-length hanging lockers to starboard
- Digital safe in walkin closet
- Custom lock-out closet for owners
- Linear diffusers for even temperature control

- Wool carpeting (New)

Master Head

- (2) Headhunter Royal Flush Hydro Vac toilets
- Marble shower w/Grohe thermostat & Grohe fixtures, tempered glass partition between tub & shower, Euro-style frameless tempered glass doors & chrome latches
- Kohler whirlpool tub w/waterfall spout & Jado Oriental tub handles, silver nickel/gold finish, tub surround and pillars faux-painted to match marble
- Linen lockers port & stbd.
- Clothes hampers port & stbd.
- (2) Kohler Vintage sinks w/Jado Oriental fixtures, silver nickel/gold finish
- A-look mirror headliner
- Counters are marble with waterfall edge

Guest Stateroom / Forward

- Queen berth w/upholstered headboard and custom recess for lighting, single drawer below
- Recessed Halogen room and reading lights
- Linear diffusers for even temperature control
- Bronze mirrors on fwd. bulk head above headboard
- (2) Nightstands with built-in bookcase at headboard
- Wool carpeting (New)

Guest Stateroom / Port

- Queen berth with upholstered headboard and custom recess for lighting, single drawer below
- Recessed Halogen room and reading lights
- Linear diffusers for even temperature control
- Bronze mirrors on fwd. bulkhead above headboard
- (2) Nightstands with built-in bookcase at headboard
- Wool carpeting (New)

Guest Stateroom / Starboard

- Twin berths with innerspring mattresses and upholstered headboards
- Linear diffusers for even temperature control
- Wool carpeting (New)

Electronics

- (2) Hailer horns integrated with VHF radios
- AP50 Simrad
- Northern Airborne Technology G.P.I.R.B.
- (2) Furuno radars with 19.1" LCD display and repeater on FB, with ARPA on both
- Furuno depth sounder with 15" LCD monitor
- Westport's V.I.C. security system with recently updated computer
- KVH77
- HD11 (New)
- Nobetec Trident (recent upgrade)

Flybridge

- Garmin (2015)
- TV in custom cabinet in hardtop
- Wood tables
- Stainless steel stanchions forward for hardtop
- Cushions (2011)
- DCS New gas grill
- (2) Life rafts vertically-mounted on railings
- Life rafts re-inspected July 2016
- Nautical Structures refurbished davit
- Teak deck on Flybridge
- Wave Runner (2011)
- Nautica 17.5 Wide-body tender with 115 Yamaha (2011)
- Life ring (recessed in fiberglass port side)
- Teak on side decks from port and starboard access doors going forward to steps
- New covers on toys

Mechanical Equipment

- Twin MTU/DDC 16V2000 engines with 4700 hours
- (2) 65kW 1800 RPM Northern Lights generators (Port 14,500 hrs./Stbd. 13,500 hrs.) in sound enclosure with hydro-elastic double mounts, sound shields, water lift mufflers, exhaust/water separator cyclones and water temperature, oil pressure and hour meters installed on main distribution panel in crew quarters. Both generators have remote start/stop in PH, generator injectors changed (2016)
- FM200 engine room fire suppression system w/manual/automatic controls, small FM200 on electrical distribution panel
- 60 Gal. lube oil tank w/deck fill, fill spigot, 50 gal. lube oil waste tank w/drain spigot and portable extraction pump with quick disconnects on pump and all engines
- Cast urethane foil shape rudders with stainless steel stocks 7.6 sq. ft.
- Fiberglass sleeves with Tide bearings, dripless seals and spare seals in carrier
- Cast bronze struts of Vee design
- Naiad stabilizer system w/9 sq. ft. fins, single station control, with oil level warning, unloading valve kits and dual pumps w/gauge kits
- Exalto windshield wipers with electronic control panel w/synchronization and washers for three wipers
- 15Ton Chilled water system air conditioning with air handlers in salon, PH, galley and all staterooms, with new compressor (2014)
- Air conditioning- (2) raw water pumps and (2) A/C freshwater circulating pumps for redundancy
- 16" Wesmar 40 HP hydraulic bow thruster with four station controls
- 5500 Gal. Alloy aluminum fuel tank with dual fills and standard vents, V.I.C. monitoring system and sight tube level indicators
- 100 Gal. Gas tank is disabled and cleaned out
- Fuel transfer pump w/a flow meter and timer
- 48" Michigan NiBrAl 5blade custom wheel propellers
- 4" Aquamet 22H.S. shafts. Shaft logs are one-piece fiberglass construction with Tides dripless packing gland with water crossover cooled from engines
- Her max speed is 25 knots and will cruise at 20. Her two sweet spots are at 1850 RPM's, she does 18 knots and 12/gallons per engine
- Batteries AGM in the last three years
- All new-style battery chargers replaced in the past two years
- Ultra Violet light in engine for freshwater with charcoal and sediment filters

Ground Tackle, Line Handling Equipment

- Dual Pool style 300lb. unpainted, galvanized anchors with anchor plates, bow

- (1) 250', (1) 350' 5/8" chain for (2) anchors, bow
- 5/8" Chain roller stoppers, bow
- (2) VWC 4500# Maxwell, hydraulic winches with hand brakes and devil's claws, bow
- (2) Maxwell 2200# 24V DC capstans, stern

Engine Room

- (2) MTU 16V2000, 4700 hours
- Washer & dryer (rebuilt)
- (4) Perlick freezer drawers aft in Lazarette (2011)
- (2) 30kW ASEA Converters
- Blackwater Treatment Plant (serviced 2016)
- A/C (2012/2013)
- A/C Handlers (90% new in the last several years)
- Air conditioning has 2 raw water pumps, each with its own Sea Strainer, plus 2 freshwater circulating pumps
- Sea Recovery Watermakers (1400 ea.) with additional filtration system and auto-flush system
- Camera System (New)
- Headhunter Black Water Treatment Plant
- Hot water heater (2014)
- Custom hose reels in engine room for water and air
- (6) Underwater lights

Exclusions

The name "*Dream Weaver*" is reserved and does not convey. Some artwork and art pieces shown in the specifications will be removed from the vessel at the time of sale. A detailed list of exclusions will be provided at the time of sale, upon written request.

Exclusions


Owner's personal belongings.

Disclaimer


The Company offers the details of this vessel or yacht in good faith but cannot guarantee or warrant the accuracy of this information nor warrant the condition of the vessel. A buyer should instruct his representatives, agents, or his surveyors, to investigate such details as the buyer desires validated. This vessel or yacht is offered subject to prior sale, price change, or withdrawal without notice.

PHOTOS


Aft Deck




Aft Deck




Aft Deck




Aft Deck / Bar




Salon



Salon




Salon



Dining




Dining




Day Head




Galley



Galley




Dinette




Dinette




Pilothouse



Pilothouse




Pilothouse




Lower Foyer




Master Stateroom



Master Stateroom




Master Stateroom




Master Stateroom




Master Head




Master Head




Master Head



Master Head




VIP Stateroom



VIP Stateroom




VIP Head




Guest Stateroom




Guest Stateroom




Guest Head




Guest Stateroom




Guest Stateroom




Guest Head



Crew Quarters




Crew Quarters



Bow




Bow




Bow / Seating




Upper Deck




Flybridge




Flybridge / Helm




Flybridge / Helm (TV overhead)




Flybridge / BBQ



Flybridge / Bar




Upper Deck / Hot Tub




Boat Deck




Boat Deck




Walk-Around Teak Deck




Walk-Around Teak Deck




Engine Room




Engine Room




Engine Room



Aft View



General Arrangement



CONTACTS

Andrey Shestakov, leading yacht broker of the sales department of Shestakov Yacht Sales Inc. Shestakov Yacht Sales Inc., the official representative of the Miami/Fort Lauderdale FL headquarters.

Contact details

Email:
andrey@shestakovyachtsales.com

Web: shestakovyachtsales.com/en/

Telephones

USA: **+1(954)274-4435**

Office hours

Monday - Saturday: **9:00 - 21:00 EDT**

Sunday: **closed**

Address



Harbour Towne Marina, 850 NE 3rd
St, STE 213, Dania, FL 33004