

SPHEREFISH — HATTERAS



Builder: HATTERAS

Year Built: 2002

Model: Sport Fisherman

Price: PRICE ON APPLICATION

Location: Grenada

LOA: 86' 0" (26.21m)

Beam: 21' 5" (6.53m)

Max Draft: 6' 6" (1.98m)

Cruise Speed: 18 Kts. (21 MPH)

Max Speed: 24 Kts. (28 MPH)

Our experienced yacht broker, Andrey Shestakov, will help you choose and buy a yacht that best suits your needs **SPHEREFISH — HATTERAS** from **our catalogue**. Presently, at **Shestakov Yacht Sales Inc.**, we have a wide variety of yachts available on **our sale's list**. We also work in close contact with all the big **yacht manufacturers** from all over the world.

If you would like to buy a yacht **SPHEREFISH — HATTERAS** or would like help answering any questions concerning purchasing, selling or chartering a yacht, please call **+1(954)274-4435**

TABLE OF CONTENTS

TABLE OF CONTENTS	2
SPECIFICATIONS	5
Overview	5
Basic Information	5
Dimensions	5
Speed, Capacities and Weight	6
Accommodations	6
Hull and Deck Information	6
Engine Information	6
DETAILED INFORMATION	7
Accommodations	7
Main Salon	7
Galley & Dinette	8
Master Stateroom	9
VIP Guest Stateroom, Forward	9
Guest Stateroom, Port	10
Guest Stateroom, Starboard	10
Crew Quarters, Aft	11
Enclosed Flybridge Equipment	11
Electronics & Navigational Equipment	12
Aft Deck & Cockpit	13
Deck Equipment & Tender	14
Electrical Equipment	14
Engine & Mechanical Equipment	15
Refit & Upgrades, 2014 - 2017	16
Comments	17
Exclusions	17
Disclaimer	17

PHOTOS	18
Main Salon	18
Main Salon	18
Main Salon	18
Main Salon	18
Galley	18
Galley	18
Dinette	18
Dinette	18
Master Stateroom	19
Master Stateroom	19
Master Bath	19
Guest Bath	19
VIP Guest Stateroom	19
Queen Guest Stateroom	19
Twin Guest Stateroom	19
Enclosed Flybridge	19
Flybridge Helm	20
Enclosed Flybridge	20
Flybridge Deck	20
Flybridge Deck	20
Flybridge Deck	20
Aft Deck	20
Aft Deck	20
Aft Deck	20
Cockpit	21
Cockpit	21
Cockpit / Stern	21
Crew Cabin	21

Captain's Cabin	21
Engine Room	21
CONTACTS	22
Contact details	22
Telephones	22
Office hours	22
Address	22

SPECIFICATIONS

Overview

SPHEREFISH represents one of the very few 86' Hatteras Convertibles ever built. Powered by MTU 16V-2000's with only 2700 original hours, she cruises comfortably at 18 knots with 24 knot top-end speed, and her 5,000 gallon fuel capacity provides for extended range. Her highly customized high-gloss cherry interior features a four-stateroom layout to include king size master, queen VIP, and two twin staterooms all with ensuite heads. Two separate crew staterooms are located privately aft with access from the cockpit. Her main deck features a large salon with comfortable seating, wet bar and entertainment center, and forward is a gourmet galley with on deck head. In addition her aft deck is over sized with teak table allowing seating for eight. An interior spiral staircase leads from the salon to the enclosed bridge which features full electronics along with spacious seating and excellent visibility. She had a a refit in 2014 to include a complete paint job, updated electronics and rebuilt/replacement of mechanical systems. SPHEREFISH is fully fish-rigged, features all large yacht options and is turn-key condition!

Basic Information

Category: Sport Fisherman

Sub Category: Convertible

Model Year: 2002

Year Built: 2002

Refit Year: 2014

Country: Grenada

Vessel Top: Enclosed

Fly Bridge: Yes

Cockpit: Yes

Dimensions

LOA: 86' 0" (26.21m)

LWL: 86' 0" (26.21m)

Beam: 21' 5" (6.53m)

Max Draft: 6' 6" (1.98m)

MFG Length: 86' 0" (26.21m)

Speed, Capacities and Weight

Cruise Speed: 18 Kts. (21 MPH)

Cruise Speed RPM: 1975 Kts.

Max Speed: 24 Kts. (28 MPH)

Max Speed RPM: 2350 Kts.

Displacement: 252000 Pounds

Gross Tonnage: 126 Pounds

Water Capacity: 840 Gallons

Fuel Capacity: 5000 Gallons

Accommodations

Total Cabins: 4

Total Berths: 6

Sleeps: 8

Total Heads: 4

Captain Cabin: True

Crew Cabin: 2

Crew Berths: 3

Hull and Deck Information

Hull Material: Fiberglass

Engine Information

Engines: 2

Manufacturer: MTU

Model: 16V-2000

Engine Type: Inboard

Fuel Type: Diesel

DETAILED INFORMATION

Accommodations

The 161 square-foot cockpit offers everything the serious angler could ever dream of. Standard features include two front-loading refrigerator/freezer units, transom fish box, live baitwell circulating system with pump and a refrigerated 130" fish box with macerator pump. There's even more -saltwater and freshwater washdowns, sink with bait prep area and storage cabinets with tackle drawers. The spacious aft deck - an excellent place to entertain guests - leads into the expansive salon. The salon features a custom built lounge, club chair, coffee table, end table and wet bar. Hand-crafted cabinetry, fluted wood cornices and 2 wood blinds complement the elegant look. Sink into the plush cushions and enjoy the built- in entertainment center that includes a 37 plasma TV, CD/DVD player, VCR and surround sound stereo receiver. Your comfort is assured with air conditioning disbursed through the fluted wood valances both port and starboard for uniform climate control. The salon leads forward to the spacious galley that lends itself to serious culinary artistry or entertaining. This fully equipped galley includes a refrigerator/freezer with icemaker, four-burner range with thermal convection oven, microwave/convection oven, dishwasher, granite countertops and much more. Entertaining is easy with the large U-shaped dinette. Starboard is the optional day head. The full beam master suite easily accommodates its king-size berth; two large walk-in cedar-lined closets and the built in 42" plasma TV. A built-in wood dresser and twin nightstands provide further storage. The master head features a combination whirlpool tub and shower, marble countertops, mirrored door storage, and marble and granite flooring. Leading forward from the master stateroom are the three well-appointed staterooms. The port and starboard guests suites feature convertible "twin to queen" berths, cedar-lined hanging lockers and private ensuite heads each with large stall showers. The bow VIP guest suite features a walk-around queen berth, built-in entertainment center, cedar-lined hanging locker and a spacious private head with shower. Up the winding staircase from the galley, access is gained to the enclosed bridge. Wrap-around seating and a built-in bar with access to the aft bridge deck make this yet another wonderful area to entertain guests or just relax away from the main area below. Forward in the bridge is a custom control station with comfortable helm and companion seats. Access to the aft crews quarters and the engine room is via a watertight door and hatch from the cockpit. The crew stateroom features man-sized bunk beds, hanging lockers and a private head with a remote stall shower. A refit in 2014 included a complete paint job by Lu Marine.

Main Salon

The salon is a serene oasis providing intimate conversation areas with its sumptuous fore and aft seating. Fine art, rich textures and custom furnishing can be found

throughout. Her interior is finished in an ultra high-gloss cherry wood paneling, cabinetry and molding throughout with custom inlays throughout. The salon features custom mirrored overhead octagon soffit with compass rose design. She also features plush wool carpeting with custom inlay design directly below soffit. There are large fixed windows port and starboard with custom wooden blinds and Roman pleated shades. To starboard is a custom, built-in upholstered sofa, barrel chair and custom cherry wood coffee table. To port is a wet bar with Scotsman icemaker, U-line wine cooler and storage. Forward to starboard is a day head with custom Ubatuba granite vanity, flooring, custom wallcovering and mirrored bulkhead.

- Finished high-gloss cherry wood joinery
- custom upholstered sectional lounge w/ storage below
- Upholstered club chair
- Custom AJ Originals coffee table
- Custom headliner w/mirror with AJ Originals compass rose in cherrywood and rope lighting
- Bar w/custom Ubatuba granite, sink, icemaker, wine chiller, lofted glass & bottle storage
- Entertainment center w/Samsung 50" TV (2014), Yamaha AM/FM stereo receiver, Sony DVD/CD
- Stereo speakers & sub-woofer
- Sculptured carpeting w/inlaid compass rose
- Fluted wood cornices
- Custom 2" wooden blinds
- Fixed frameless windows w/ tinted safety glass
- Pacific Coast 3-panel stainless steel door to aft deck w/privacy shade
- Stairwell to flybridge w/carpeted stairs & handrail
- Removable upholstered panel headliner
- Day Head w/Ubatuba granite, decorative sink & fixtures, mirror & granite flooring

Galley & Dinette

- Custom Ubatuba granite countertops & backsplashes
- Custom cherry wood flooring w/Ubatuba granite tile inserts
- Superba refrigerator/freezer & icemaker
- Superba 4-burner cooktop range & oven
- Miele Optima dishwasher (2016)
- KitchenAid trash compactor
- Sharp carousel microwave/convection oven (1/17)
- Stainless steel sink w/garbage disposal
- U-shaped dinette w/leather bench seating & storage below
- Custom Ubatuba granite table top & oval pedestal base
- Decorative overhead lighting

- Stereo speakers
- Winding staircase up to flybridge w/Tambour panels

Master Stateroom

- King berth w/ upholstered headboard & storage drawers and
- (2) Nightstands w/3 drawers and table lamp, port & stbd
- Samsung 50" TV (2014) & Sat receiver
- (6) Built in dresser drawers below TV
- Air conditioner control
- Yamaha stereo, CD player
- (2) Stainless steel oval port lights
- Mirrored aft bulkhead
- Roman shades w/ wood soffit
- Cedar-lined walk-in closet w/full length mirror
- Additional storage & hanging locker
- Stereo speakers
- Digital safe in closet Master Bath:
- Marble & granite flooring
- Custom wallcovering
- Plexi-mirror headliner
- Granite countertop and backsplash
- Upper storage cabinet with mirrored doors
- Tub w/shower head, whirlpool jets & automatic enclosed sump pump
- Vanity w/marble countertop
- Hardwood base boards

VIP Guest Stateroom, Forward

- Queen-sized tapered berth w/upholstered headboard & storage below
- Nightstands, port & starboard
- Cedar-lined hanging locker
- Dressers, port & starboard
- Finished cherrywood bulkheads
- Padded panels on hullside
- Removable padded panel headliner
- Mirrored forward bulkhead
- Custom wallcovering
- Screened overhead hatch w/ privacy cover
- Full-length mirror
- Sharp 15" TV
- AM/FM DC stereo receiver & CD player

- Stereo speakers VIP Head:
- Onyx flooring
- Custom wallcovering
- Plexi-mirror headliner
- Onyx countertop & backsplash
- Upper storage cabinet w/ mirrored doors
- Stall shower w/glass door
- Headhunter toilet
- 120V AC air freshener blower

Guest Stateroom, Port

- Convertible twin/queen berths w/upholstered headboard & storage below
- Blanket locker over berths
- Nightstand with drawers
- Sony 13" TV
- Cedar-lined hanging locker w/door
- Full-length mirror
- Finished wood bulkheads
- Removable padded panel headliner
- Padded panels on hullside
- Mirrored aft bulkhead
- Screened overhead hatch w/privacy cover
- Roman shades w/wood valance
- MAV outlet
- AM/FM stereo receiver & CD player
- Stereo speakers Port Guest Head:
- Onyx countertop & backsplash
- Stall shower w/glass door
- Headhunter toilet
- Onyx flooring
- Custom wallcovering
- Plexi-mirror headliner
- Upper storage cabinet w/mirrors
- 120V AC air freshener blower

Guest Stateroom, Starboard

- Convertible twin/queen berth w/upholstered headboard & storage below
- Padded panels on hullside
- Removable padded panel headliner
- Mirrored aft bulkhead

- Screened overhead hatch w/privacy cover
- Roman shades w/wood valance
- Blanket locker over berths
- Cedar-lined hanging locker
- Full-length mirror
- Sony 13" TV
- AM/FM stereo receiver & CD player
- Stereo speakers Starboard Guest Head:
- Onyx flooring
- Custom wallcovering
- Plexi-mirror headliner
- Onyx countertop & backsplash
- Wood storage cabinet w/mirrors
- Storage locker below countertop
- Stall shower w/glass door
- Headhunter toilet
- 120v AC air freshener blower Lower Companionway:
- Whirlpool full size stacked washer/dryer
- Linen/storage closet

Crew Quarters, Aft

- Captain's cabin aft port w/twin berth
- Sharp 15" TV, Sony AM/FM stereo w/CD player & speakers
- Dresser & cedar-lined hanging locker w/mirror
- Padded panels on hullside
- Crew cabin starboard w/ upper & lower berths
- 13" Sony TVNCR combo
- Padded panels on hullside
- Cedar-lined hanging locker
- Dresser, full-length mirror
- Stereo speakers
- Kenmore freezer (crew companionway)
- Emergency hatch (crew companionway)
- Crew Head w/Headhunter toilet & shower

Enclosed Flybridge Equipment

- (2) Stidd high-back leather helm chairs
- Custom console
- Start/stop switch for generator
- Forward flooring is woven pattern of maple/cherry/makore

- Bar w/sink w/Ubatuba granite countertop
- L-shaped leather seating, port & stbd
- Custom coffee table
- Wood soffit w/routed slots for A/C
- (2) Overhead wood grab rails
- Mast on hardtop w/ radar platform, mast head/anchor lights and hardware for pennants
- Overhead hatch through hardtop
- Fixed frameless windows w/ safety glass
- Intermittent electric windshield wipers/washers with controls
- Padded vinyl chart flat and console cover
- Forward control station w/ all necessary switches, dimable lighted instruments, single lever electronic clutch/throttle, synchronizer & backup controls, power-assisted steering, compass and electronics
- Garmin GPS (2014)
- Rudder angle indicator
- Electric fuel level gauges
- Water level gauges
- Finished wood bulkheads on interior
- Upholstered soffits with lighting
- Stereo speakers
- AC duplex outlets Flybridge Deck, Aft:
- Aft deck control station w/ engine start, shutdown switches, single lever electronics clutch/throttle, synchronizer, power-assisted steering
- Garmin GPS (2014)
- Riding seat adjoining aft station
- Bar stool at aft helm station
- Frigibar full size freezer
- (2) Plexi skylights built into deck floor (for vision when using aft helm station)
- Sail cloth sunshade w/stainless steel poles

Electronics & Navigational Equipment

- Furuno FR 2115 Radar w/6' 6" open array
- (2) Garmin 740 GPD Map plotters (2014)
- Robertson AP20 Autopilot
- Furuno depthsounder
- Furuno fish finder
- B&G Hydra 2000 speed/distance log
- Furuno weatherfax
- VEI chart plotter w/Maxsea Time Zero navigation software (all Caribbean & Florida charts)
- Samsung monitor for security cameras

- (3) VEI 15" monitors
- AIS system
- Seatel Sat TV w/ 3 receivers
- Icom SSB radio
- (2) Sea VHF radio
- (4) Swann PTZ HD cameras w/recorder
- EPIRB
- Richie compass
- Hynautic steering

Aft Deck & Cockpit

- Teak decks
- Custom teak table w/ stainless pedestal base
- Bench seating w/cushions
- (3) Triconfort teak chairs w/ cushions
- Custom hardtop w/lighting
- Stainless steel ladder to flybridge w/ acrylic steps
- Teak steps to aft deck
- Skylights in overhead hardtop
- Swann PTZ HD camera w/recorder Cockpit:
- Murray Brothers fighting chair
- Hydraulic outriggers
- (2) Gaggenau grills in built-in cabinets
- Eskimo ice chippers
- (8) Rod holders
- Custom sunshade
- Hatches to lazarette and fuel tank connections
- ISO standard scuppers in cockpit and cockpit hatches
- Coaming gate & transom door
- Molded-in transom fish box w/ drain
- (2) Front-loading refrigerator/freezers
- Stainless steel liners in bait center
- Molded-in sink and bait prep area w/ faucet & cutting board
- Live bait well circulating system w/ seawater pump
- Storage cabinets w/ tackle drawers
- Shore water connections w/ pressure-reducing valve and quick disconnect (port and starboard)
- Refrigerated 130" fish box in deck w/ 3-piece hatch & macerator pump
- Cockpit coaming lights
- DC overhead lights under flybridge overhang
- Seawater & freshwater wash down outlets w/ hose connections & quick disconnects

- Stainless steel boarding ladder w/ teak treads
- Custom oval shaped transom rope hawsers

Deck Equipment & Tender

- 16' Boston Whaler w/Mercury 115 HP O/B (2002)
- Marquipt 2000 lb hydraulic telescoping davit
- Bow seating w/ cushion
- (2) Deck lights
- (2) Outdoor speakers
- Fiberglass pulpit w/ stainless steel anchor chute & roller
- Storage compartment w/ deck hatch located between forward stateroom & chain locker
- Stainless steel transom boarding steps
- Danforth 90lb anchor, anchor line & deck hawse pipe
- Maxwell 3500lb windlass w/ 300' chain
- American dual prop bow thruster, 12' 38 HP trac system
- Bow & side-deck rails of stainless steel w/ gates port & starboard aft deck
- Remote controlled searchlight
- (2) Freshwater wash down outlets w/ quick disconnect, foredeck & cockpit
- Seawater washdown outlet w/quick disconnect in cockpit
- Triple Kahlenberg air horn& fog bell
- Zincs on rudders & shafts
- Bow staff w/ pennant
- Portable "drychem" & halon fire extinguishers
- Struts, integral manganese bronze, w/zincs shaft/rudders,
- Nibral 6-bladed propellers
- Alloy 22 4" high strength stainless steel propeller shafts
- Manganese bronze dripless shaft and rudder seals w/thrust bearing
- Deck fills for fuel, water and waste pump out
- Heavy duty bronze engine couplings
- Engine exhaust exits through hull side near transom
- Bow & aft deck lounge seat covers
- Swann PTZ HD camera w/recorder on mast
- New exterior LED lighting (2014)

Electrical Equipment

- Twin Onan 35KW generators w/sound enclosure (Stbd Hrs: 2885 / Port Hrs: 4752)
- (2) 24v banks of heavy duty, 12 volt marine batteries
- 240 volt automatic/programmable battery chargers

- Automatic battery paralleling system w/switch at forward bridge control console
- (2) 240 volt, 100 amp transformer connected
- Glendinning retractable shore cords with over current protection
- (2) 240v, 50 amp to 100 amp adapters
- AC and DC light fixtures
- AC duplex outlets with ground fault protection
- AC dimmable lights
- Battery control panel w/fuses and isolation switches
- DC distribution panel w/magnetic circuit breakers & battery condition meter
- DC distribution panel w/magnetic circuit breakers (engine compartment) DC electronics panel w/magnetic circuit breakers (24V DC)
- AC distribution panel w/magnetic circuit breakers
- AC switching panel w/voltage selector switch, volt meter, amp meter, frequency meters, twin generator start/stop controls, interlock selector breakers and voltage boost switches
- Systems monitor with programmable logic controller readout, visual and audible signals for engine and gears, steering cooling pump, high bilge water, fire warning in engine compartment, fire extinguisher discharge, AC power loss, smoke detectors and 3/4 full holding tank monitor
- Ground fault protection on AC receptacles and lighting circuits
- Cruisair direct expansion air conditioning with reverse-cycle heating w/ soft starting AC compressors, automatically staged and individually controlled w/ SMX controls
- SSB radio ground screen laminated in cabin top
- Telephone/CATV inlets
- Telephone and CATV shoreline cords
- Omni-directional TV antenna
- VCR video distribution system

Engine & Mechanical Equipment

- Twin MTU 16V-2000 w/hour meters, alternators, fuel filters, seawater strainers & exhaust silencers, Port engine: 2744 Hrs / Starboard engine: 2748 Hrs
- Naiad 2000 electronic stabilizers
- Watermakers, Inc 1800 GPD watermaker
- AC/DC fuel transfer system w/transfer manifold, fuel transfer pumps/water separator filter, flow meter, filtration and dry tank protection for pump
- Fixed fire extinguishing system for engine compartment w/ automatic & remote manual controls
- Audible and visual discharge signals
- Freshwater fill hose for engines & generators
- 24V DC 3700 gph bilge & sump pumps w/heavy duty float switches & protective guards

- Auxiliary AC bilge pump
- Bronze/chrome plated ball-valves mounted in solid fiberglass onl underwater through hull fittings w/electrical bonding throughout
- AC air compressor w/ hose, nozzle & air tank for engine compartment use
- Fiberglass fuel & holding tanks w/ bronze fittings
- Pressurized 230V AC freshwater pump w/ 20 gallon pressure tank, central charcoal filter
- Sewage holding tank w/ 24V DC macerator, plumbed for dockside pump-out, audible alarm display
- AC engine compartment exhaust blower
- 110v AC reversible oil changing system for engines, marine gears & generators w/ storage tank selector manifold & dockside quick disconnect
- (4) Electric fuel priming pumps for main engines and generators
- Vinyl deck mat between engines
- (2) AC ventilation fans
- Exterior fiberglass air intake system for engine room & engine combustion air w/ baffling & filters to minimize water intrusion
- 230V AC 40 gallon electric water heater
- Transducer well, glycol filled
- Sealed shower sumps
- Pultruded fiberglass rudder shelf
- Water manifold block w/ centralized shut-off valve for sinks, showers & toilets
- DC blowers
- Water-cooled underwater exhaust system with bypass
- (2) Stainless steel tool boxes
- (2) Swann PTZ HD cameras

Refit & Upgrades, 2014 - 2017

- Complete hull paint by Lu Marine (2014)
- All thru hull fittings & valves replaced
- VEI monitors & navigational software
- (4) Swann PTZ HD FLIR night vision cameras
- Samsung 50" flat screen TV in master
- Rebuilt Naiad stabilizers
- Rebuilt steering system
- Replaced all exterior LED lighting
- Refit & repainted outriggers
- Replaced all antennas
- Replaced (2) shaft seals
- Replaced plexiglass panels in hardtop
- Replaced headliner in salon, galley, dinette, pilothouse & crew
- Reupholstered sofa in pilothouse area & dining area

- Installed (2) stainless steel tool boxes
- (3) New Garmin GPS
- (2) New main engine batteries (Jan 2017)
- New GE microwave/convection oven (Jan 2017)

Comments

SPHEREFISH represents one of the very few 86' Hatteras Convertibles ever built. Powered by MTU 16V-2000's with only 2700 original hours, she cruises comfortably at 18 knots with 24 knot top-end speed, and her 5,000 gallon fuel capacity provides for extended range. Her highly customized high-gloss cherry interior features a four-stateroom layout to include king size master, queen VIP, and two twin staterooms all with ensuite heads. Two separate crew staterooms are located privately aft with access from the cockpit. Her main deck features a large salon with comfortable seating, wet bar and entertainment center, and forward is a gourmet galley with on deck head. In addition her aft deck is over sized with teak table allowing seating for eight. An interior spiral staircase leads from the salon to the enclosed bridge which features full electronics along with spacious seating and excellent visibility. The vessel had a a refit in 2014 to include a complete paint job, updated electronics and rebuilt/replacement of mechanical systems. SPHEREFISH is fully fish-rigged, features all large yacht options and is constantly maintained to turn-key condition!

Exclusions

Owner's personal belongings.

Disclaimer

The Company offers the details of this vessel or yacht in good faith but cannot guarantee or warrant the accuracy of this information nor warrant the condition of the vessel. A buyer should instruct his representatives, agents, or his surveyors, to investigate such details as the buyer desires validated. This vessel or yacht is offered subject to prior sale, price change, or withdrawal without notice.

PHOTOS

Main Salon



Main Salon



Main Salon



Main Salon




Galley



Galley



Dinette



Dinette



Master Stateroom




Master Stateroom



Master Bath




Guest Bath




VIP Guest Stateroom



Queen Guest Stateroom



Twin Guest Stateroom



Enclosed Flybridge



Flybridge Helm




Enclosed Flybridge



Flybridge Deck




Flybridge Deck




Flybridge Deck




Aft Deck



Aft Deck



Aft Deck



Cockpit



Cockpit



Cockpit / Stern




Crew Cabin



Captain's Cabin



Engine Room



CONTACTS

Andrey Shestakov, leading yacht broker of the sales department of Shestakov Yacht Sales Inc. Shestakov Yacht Sales Inc., the official representative of the Miami/Fort Lauderdale FL headquarters.

Contact details

Email: **andrey@shestakovyachtsales.com**

Web: shestakovyachtsales.com/en/

Telephones

USA: **+1(954)274-4435**

Office hours

Monday – Saturday: **9:00 - 21:00** EDT

Sunday: **closed**

Address



Harbour Towne Marina, 850 NE 3rd St, STE 213, Dania, FL 33004