

PUFFIN — ISLAND PACKET YACHTS



Builder: ISLAND PACKET YACHTS

Year Built: 1996

Model: Cruising Sailboat

Price: PRICE ON APPLICATION

Location: United States

LOA: 38' 0" (11.58m)

Beam: 12' 2" (3.71m)

Max Draft: 4' 6" (1.37m)

Our experienced yacht broker, Andrey Shestakov, will help you choose and buy a yacht that best suits your needs **Puffin — ISLAND PACKET YACHTS** from **our catalogue**. Presently, at **Shestakov Yacht Sales Inc.**, we have a wide variety of yachts available on **our sale's list**. We also work in close contact with all the big **yacht manufacturers** from all over the world.

If you would like to buy a yacht **Puffin — ISLAND PACKET YACHTS** or would like help answering any questions concerning purchasing, selling or chartering a yacht, please call **+1(954)274-4435**

TABLE OF CONTENTS

TABLE OF CONTENTS	2
SPECIFICATIONS	3
Overview	3
Basic Information	12
Dimensions	12
Speed, Capacities and Weight	12
Accommodations	13
Hull and Deck Information	13
Engine Information	13
PHOTOS	14
CONTACTS	17
Contact details	17
Telephones	17
Office hours	17
Address	17

SPECIFICATIONS

Overview

This Island Packet is a 10! The teak is fresh, gelcoat shiny, every corner and cabinet is worthy of a "white glove" test! In addition, all of the expensive upgrades have been completed; **rigging and chain-plate replacement, holding tank replacement, electronic upgrades, sails and much more!** Puffin looks like a much younger boat and is very classic. She is absolutely beautiful! Take a look at the video below for a complete walk through. Call today to arrange an appointment to see Puffin! You won't be disappointed! Boat Name Puffin Specs Builder: Island Packet Designer: Robert K. Johnson Flag of Registry: United States Keel: Wing Hull Shape: Monohull Dimensions LOA: 38 ft 5 in Beam: 12 ft 2 in LWL: 36 ft 5 in Maximum Draft: 4 ft 6 in Displacement: 18500 lbs Ballast: 8200 lbs Headroom: 6 ft 4 in Dry Weight: 18500 lbs Engines Engine 1: Engine Brand: Yanmar Engine Model: Yanmar Engine Type: Inboard Engine/Fuel Type: Diesel Propeller: 3 blade propeller Engine Power: 38 HP Tanks Fresh Water Tanks: (90 Gallons) Fuel Tanks: (50 Gallons) Accommodations Number of single berths: 7 Number of twin berths: 1 Number of double berths: 3 Number of cabins: 2 Number of heads: 1 Electronics Compass Log-speedometer DVD player Navigation center Wind speed and direction Autopilot Radio Depthsounder GPS TV set Cockpit speakers VHF Sails Fully battened mainsail Furling genoa Asymmetric spinnaker Rigging Electric winch Steering wheel Inside Equipment Deep freezer Hot water Electric bilge pump Battery charger Oven Air conditioning Microwave oven Manual bilge pump Marine head Electrical Equipment Shore power inlet Inverter Outside Equipment/Extras Wind generator Cockpit table Davits Swimming ladder Cockpit shower Solar panel Cockpit cushions Covers Spray hood Lazyjacks Bimini Top Mainsail cover

Manufacturer Provided Description

The Island Packet 37 offers sparkling performance, superior safety and seakeeping, ease of handling and spacious and livable accommodations. Island Packet Yachts' exclusive Full Foil Keel unifies the performance attributes of modern hull and foil designs. This design brings numerous benefits to the cruising sailor: superior protection from damage or fouling of both prop and rudder, an integral hull and keel structure for the strongest possible unified construction, a moderate draft with exceptional stability allowing shallow water gunkholing or worldwide voyaging, and spirited performance capabilities.

On deck, the well-engineered layout provides the safety and security needed in offshore conditions through full-length cabin top handrails, wide unobstructed side decks, and recessed foredeck with bulwarks. The integral bowsprit- anchor platform increases sail area, improves sheeting angles for enhanced performance, while providing ready stowage and immediate access for two anchors and their tackle.

The 8-foot long cockpit has full-length contoured seats offering plenty of room for

both comfortable sitting or stretching out. A premium, console-mounted rack and pinion steering system provides the sensitive feel and rugged reliability available only from a direct-gear steering system. A rudder shaft control arm and interior mounting shelf are provided to facilitate the installation of an autopilot. The raised bridgedeck, lock-in companionway boards, bilge pump mount adjacent to the helm and large cockpit scuppers further ensure safety at sea. The rig has furling systems on both the genoa and staysail. The skipper has a variety of sail combinations available that are easily adaptable to maximize comfort, safety and performance over a wide range of wind and sea conditions.

Construction - 100% hand-laid fiberglass construction throughout with ISO - NPG type gelcoat for maximum durability, plus Island Packet's exclusive PolyClad bottom gelcoat system with 10-year limited warranty. Gelcoat applied using premium high-volume, low-pressure application equipment for exceptional finish quality, reduced airborne emissions. All structural laminates and reinforcements designed to ABS standards - Hull molded in one piece utilizing a proprietary pressure fed application system w- extra strong triaxial glass, unified w- an engineered molded interior grid structure.

Deck laminate cored w- advanced PolyCore - a proprietary microsphere & resin matrix that has maximum resistance to rot & delamination. Deck attached to integrally molded hull flange w- bolts, lock nuts, & urethane adhesive sealant.

Accommodations

As you step down a few companionway steps, the feeling is open and light and with a deep breath you will notice that "Puffin" smells good! Just as described by Island Packet above, Puffin is clean and sparkling just like she left the factory. Fiberglass is shiny, floors with sparkling teak and she almost has that "new boat smell"!

The main salon has a fold-away table, mounted on the main cabin bulkhead to provide for an unobstructed 4' wide varnished teak & holly sole. Behind the stowed table are shelves for glasses, bottles and dinneware. A large overhead hatch, numerous opening ports, deck vents & overhead hand rails are located in the main salon.

A pull-out panel in the L-shaped port settee converts this area into an extra double berth and single settee berth to starboard. Teak cabinets & bookshelves outboard of both settees with large stowage areas behind & under each settee. Cedar lined hanging locker w- shelf over is located forward of the starboard settee.

The navigation station features a large hinged table with a generous stowage tray underneath with a nav light. Generous nav - electronics cabinet w- master AC-DC electrical panels plus room for owner installed equipment - Chart stowage drawer beneath settee.

Forward cabin w- privacy doors to salon & head compartment. Large double V-berth w- full-length teak shelves outboard, large stowage lockers under. Generous cedar

lined hanging locker w- shelf over. Two opening ports plus overhead hatch. Deck vent, varnished teak & holly sole -

Forward head w- stall shower (electric drain pump) w- teak trim, curtain on track, large vanity with polished stainless steel sink, storage cabinets, opening port & an overhead hatch, toothbrush holder w- cup, toilet paper holder, molded fiberglass interior headliner with textured finish, integral recessed lighting

Aft cabin w- privacy door to main cabin. Large double berth w- full-length teak shelf outboard, stowage lockers under, dressing seat. Generous cedar lined hanging locker w- shelf over, bureau w- shelf over, two opening ports plus overhead hatch, varnished teak & holly sole - Courtesy - night lights with switch by companionway.

Removable teak companionway ladder w- engine access from all sides - Storage rack for companionway drop boards under nav table - Molded slip resistant cabin sole adjacent to companionway. galley & nav station, w- draining grate in front of ladder. (Teak grate lifts out for dust pan) -

Teak bulkheads, cabinetry, trim - select grain w- hand-rubbed oil finish - Teak louvered cabin & locker doors - deluxe trim; push button safety latches on locker doors - Molded fiberglass interior headliner w- textured finish, teak trim - Teak & holly sole in main salon, forward & aft cabins - varnish finish

Galley

Large wrap-around design with Formica surfaces, teak sea rails on all edges, flip up counter extension - Icebox - top loading (totally rebuilt 2014), superior injected froth type urethane insulation throughout, lift-out shelf, large 12 cu. ft. volume.

Gimballed three-burner LPG stove with oven - stainless steel deluxe safety type, lift off cover. Stainless steel guardrail with harness hooks. Pot and pan locker under.

Double stainless steel sink with deluxe polished finish, hot & cold pressure water tap, manual pump, retractable spray unit.

Hideaway trash bin, teak paper towel holder, towel rack & soap rack.

Deluxe teak dish rack & cutlery drawers

Large storage areas above & below counter. Storage drawer, storage alcove -Cockpit instrument access cabinet Exterior -

Refrigeration new in 2010 and completely upgraded in 2014 is very efficient with low power consumption.

Gimballed 3 burner stove and oven - very clean, looks like new!

New LP Tanks in 2009 in exterior draining locker

Seagull Water Filter

Force 10 Water heater (6 Gallon) - New in 2005

Dishes, silverware, cups and glasses to remain with the boat

Upgrades and Improvements to Puffin:

Additional shelf in the storage area behind the starboard settee

Hatched rebedded in 2007

New Glass in Hatches in 2009

New Interior LED Lights in 2009

Custom Port Covers

Two additional shelves added to the hanging locker in the aft cabin

New TV 2016

New Interior Cushions and Upholstery in 2008

Cabin Ventilation Fans (5)

Mechanical

Yanmar 30 HP 3JHE (serviced 12/2016) 38 hp diesel - three-cylinder, fresh water cooled, rubber isolation mounts on reinforced fiberglass bed with integral oil drip pan, twin fuel pumps (mechanical and electrical), twin fuel filters, 3-blade prop. Racor fuel filter with water separator, jacketed fuel line w- swedged ends.

Extensive sound control in engine compartment: gasketed access cover and doors, premium lead lined foam insulation.

Engine intake strainer - bronze.

Recessed cockpit instrument panel with electric tachometer, fuel gauge, engine monitoring & warning system with removable acrylic cover - Engine control mounted on pedestal

Engine Water Pump replaced in 2009

Engine compartment reinsulated in 2010

Racor 30 micron Fuel Filter and secondary Racor 10 micron Fuel Filter

Exhaust Elbow replaced in 2014

Raw Water Impeller replaced 2015

Cleaned and painted motor mounts with Rust-Oleum Rust Reformer (2015)

Replaced Lofrans 1000 Windlass (2016)

Marine Air Conditioning installed in 2011

Main Seacocks & Sea Strainers replaced in 2005

Dripless Shaft Seal installed 2009

Electrical

Electrical bonding system for rig & all underwater metals - UL approved marine, pretinned color coded wiring w- heat sealed connectors throughout -

High-intensity running lights conforming to latest Colreg specs - Foredeck light mast mounted at spreaders - Masthead anchor light -

Prewired: VHF antenna cable in mast & interior; fan wires throughout interior; 12V refrigeration wire - Messengers pre-run for cabin back or pedestal mounted electronics

Deluxe electric panels w- four-way battery switch, circuit breakers for DC & AC systems, DC & AC gauges, battery test system, reverse polarity protection, indicator lights, hour meter, elec. pump controls, LPG control, battery charger control

AC 30 amp dockside power system w- polarity and GFI protection, 50' shorepower cord, numerous interior outlets, galvanic isolator.

Prewired for second 30 amp service - Marine converter - battery charger - 30 amp Raritan B-series -

Numerous 12V interior lamps and three courtesy lamps with rocker switch at companionway, dome lights in cockpit locker, forepeak, and engine room.

AGM Group 31 Starting Battery

Four AGM Group 31 House Batteries

Xantrex 2 Kw Inverter & Battery Charger

Xantrex Link 200 Battery Monitor

Xantrex Regulator

Balmar 100 amp Alternator

KISS Wind Generator

Boat is wired and plumbed for a generator

12 volt outlets at Nav Station and in Cockpit

30 amp Shore Power Cables (2)

50 amp Shore Splitter

30A-15A Converter Cable

Replaced all lights with LED 2016

Electronics

B&G Wind, Depth and Speed (Speed not working)

B&G Autopilot

Ritchie Compass

Garmin GPS-76 Handheld

New Garmin 741SX Chartplotter at helm (2014)

2004 Standard Horizon DCS VHF with Cockpit Mic (replaced in 2016)

New VHF Antennae replace in 2007

Replaced 8" TV antenna with 14" Glomex Antenna and RG6 Coax Cable in mast (2015)

Installed new sound system in 2015, replaced stereo, 4 speakers and splitter

Installed new amplifier for TV Antenna in 2015

17" HDTV/DVD Combo

Equipment Rig, Sails, and Hardware

Main w-double reef, 130% roller furling genoa, roller furling staysail

2014 Doyle Sail Cradle, Lazy Jacks and Tides Strong Tack System in Captain Navy Sunbrella Acrylic stitched with UV Tenara Thread.

Genoa gear, including tracks, blocks, sheets and furling system - Staysail gear including traveler, blocks

Lewmar Ocean Series 8C sheet winch

Lewmar Ocean Series 8C halyard winch, and furling system

Jib halyard winch on mast

Lewmar Ocean Series 24C 2-speed

Main halyard (on roller bearing masthead sheave) and main sheet, led to cockpit through stoppers to Lewmar Ocean Series 30CST winch - Dual single line "Auto Reefing" system for double set of reef points led to cockpit through stoppers to Lewmar Ocean Series 16CST winch

All halyards internal, color coded running rigging.

Convenient coaming storage bins for lines

Boom vang - preventer package

Winch handle - 10" lock-in chrome

Jib sheet winches - two Lewmar Ocean Series 44CST 2-speed - Midboom sheeting for unobstructed cockpit & dodger installations

Main sheet traveler w- 4:1 control system

Wheel steering - console mounted custom Edson rack & pinion direct system with wheel brake, stainless steel wheel.

Custom pedestal with guard, engine control, hinged table.

Emergency tiller w- storage brackets

Compass, Ritchie SP-5, custom Island Packet nav grid

Welded stainless steel double bow rail & stern rail, stanchions, stern rail with stainless steel flagstaff holder and stainless steel staff

Double lifelines w- side gates, full-length teak cabin top hand rails

Stern gate w- quick release hook

Swim ladder and Swim Platform

Kato Dinghy Davits

Two stainless steel anchor rollers w- chocks and hinged deck pipes to forepeak

Four 12" mooring cleats, two 10" spring line cleats, chocks & stainless steel chafe guards

Twin backstays for easy stern boarding & unobstructed helm seating

Topping lift-adjustable

Keel stepped mast.

All anodized spars - Sparcraft Ocean Series Interior

Eleven opening ports w- screens - polished stainless steel, safety glass

Five deck hatches - head, forward cabin, salon, aft head, aft cabin, galley

Lewmar (acrylic & aluminum)

Three deck ventilators (dorade type) w- screens

Combination teak rub - cap rail w- stainless steel striker, teak cap on bowsprit

Deluxe helm console with hinged table, guard - handgrip, compass, single-lever engine control

Contoured cockpit seats 7 1-2' feet long, coaming storage boxes, and bins, seat hatches with hasps and locks, molded helm seat with cushion and backrest, integral storage tray

Companionway drop boards of solid teak, center drop board fitted with fixed port with etched logo (safety glass), captive safety pin with holder

Two, 2" cockpit scuppers - Cockpit icebox - foam insulation, hinged lid - Fresh water cockpit shower - wash down (cold only)

Cockpit cushions (4 pc) 2" closed cell foam

Sails and Rigging

North Sails Gennaker (2003)

North Sails Main, Genoa, Staysail (2005)

Standing Rigging replaced 2005

Running Rigging replaced 2005

Lifelines replaced 2005

New Lazy Jacks with Sail Cradle 2014

New Chainplates 2010 (port, starboard and backstay)

Plumbing

Pressure water system w- hot & cold water tap in galley & head, shower in head, cockpit (cold only) - Manual water pump in galley

LPG stove system w- 10 lb. aluminum tank (in draining deck storage well), remote solenoid shutoff, gauge

Marine head (Raritan) with premium triple walled sanitation hose, direct overboard discharge or bypass valve into holding tank. Water intake to heads protected by bronze strainer - 18 gallon (US) welded marine aluminum holding tank w- sealed interior, deck pump out fitting

Fresh water - 90 gallon (US) welded marine aluminum fresh water tank w- deck fill, gauges at panel & tank -

Fuel - 50 gallon (US) welded marine aluminum fuel tank w- shutoff valve, deck fill, gauges in cockpit & tank -

Fuel & water tankage below cabin sole maximizing storage space & minimizing trim changes -

Deck fittings for water, fuel, waste - stainless steel w- deck key

Electric bilge pump w- auto switch integral w- master panel, premium Ultimate magnetic reed float switch -

Manual bilge pump - heavy duty (1 1-2" hose). Mounted in cockpit near helm -

Shower drain pump - electric -

Icebox drain pump - electric - UL approved bronze thru-bolted flanged seacocks on all thru-hulls below waterline; ball valves on all thru-hulls in boot stripe -

Raritan Marine Head with Macerator

Replaced Holding Tank and vent lines in 2009

Macerator replaced in 2014

Water heater - 6 gallon marine type w- engine heat exchanger & AC operation, UL

approved, foam jacketed hoses

Broker's Comments

The current owner's of the Island Packet 37 are very meticulous and their desire is to present a yacht with everything in excellent condition. Just recently they have stripped all the exterior teak, sanded and applied 6 coats of Cetol Natural Teak and Clear. Removed and polished SS rub rails. Added Rub Strikes where lines meet wood. Repacked turnbuckles. Polished all SS and Aluminum. Polished and waxed entire boat! Made covers for all exterior teak handholds, fenders and winches. Replaced the windshield in the dodger with 40 gauge O'Sea Clear Vinyl Sailrite #103726. It is so clear, it looks like actual glass!

This is an unbelievably clean and tidy yacht ready for a new owner to enjoy! Call today!

Basic Information

Category: Cruising Sailboat

Model Year: 1996

Year Built: 1996

Country: United States

Dimensions

LOA: 38' 0" (11.58m)

LWL: 36' 5" (11.10m)

Beam: 12' 2" (3.71m)

Max Draft: 4' 6" (1.37m)

Speed, Capacities and Weight

Displacement: 18500 Pounds

Water Capacity: 90 Gallons

Fuel Capacity: 50 Gallons

Accommodations

Total Cabins: 2

Total Berths: 11

Total Heads: 1

Hull and Deck Information

Hull Material: Fiberglass

Engine Information

Engines: 1




Manufacturer: Yanmar

Model: Yanmar


Engine Type: Inboard

Fuel Type: Diesel

PHOTOS







CONTACTS

Andrey Shestakov, leading yacht broker of the sales department of Shestakov Yacht Sales Inc. Shestakov Yacht Sales Inc., the official representative of the Miami/Fort Lauderdale FL headquarters.

Contact details

Email: **andrey@shestakovyachtsales.com**

Web: shestakovyachtsales.com/en/

Telephones

USA: **+1(954)274-4435**

Office hours

Monday – Saturday: **9:00 - 21:00** EDT

Sunday: **closed**

Address



Harbour Towne Marina, 850 NE 3rd St, STE 213, Dania, FL 33004