

LADY CAROLINE — JOHNSON



Судостроитель: JOHNSON

Год постройки: 2008

Модель: Моторная яхта

Цена: ЦЕНА ЯХТЫ ПО ЗАПРОСУ

Местонахождение: United States

Длина общая: 105' 0" (32.00m)

Ширина: 23' 7" (7.19m)

Мин. осадка: 6' 6" (1.98m)

Макс. осадка: 6' 8" (2.03m)

Крейс. скорость: 18 Kts. (21 MPH)

Макс. скорость: 21 Kts. (24 MPH)

Купить **LADY CAROLINE — JOHNSON** а также выбрать подходящую вам яхту из нашего **каталога яхт** вам поможет опытный яхтенный брокер Андрей Шестаков. На сегодняшний день компания **Shestakov Yacht Sales Inc.** имеет большое количество яхт в **собственном списке продаж**, а также тесно сотрудничает со всеми крупными **яхтенными производителями** по всему миру.

Для того чтобы купить яхту **LADY CAROLINE — JOHNSON** а также проконсультироваться по любому вопросу связанному с покупкой, продажей, чартером яхт позвоните по телефону **+7(918)465-66-44**.

ОГЛАВЛЕНИЕ

ОГЛАВЛЕНИЕ	2
ХАРАКТЕРИСТИКИ	9
Основная информация	9
Размеры	9
Скорость, вместимость и масса	9
Размещение	9
Корпус и палуба	10
Информация о двигателе	10
ПОДРОБНОЕ ОПИСАНИЕ	11
Walkthrough	11
Salon	12
Dining Salon	13
Galley	13
Starboard Side Entry Companionway	14
Pilothouse	15
VIP Cabin	16
VIP Head	16
Lower Accommodations Companionway	17
Midship VIP	17
Midship VIP Head	17
Master Cabin	18
His and Her Heads	18
Fourth Cabin	19
Foredeck	19
Side Deck	19
Aft Deck	20
Flybridge	20
Helm Equipment	21

Boat Deck	21
Tender	21
Coach Roof Equipment	21
Lazarette	22
Crew Area	22
Captain's Cabin	22
Crew Cabin	22
Crew Galley Area	23
Engine Room	23
Electrical System	24
Remarks	24
Exclusions	24
Исключения	25
Отказ от ответственности	25
ФОТОГРАФИИ	26
Salon Looking Forward to Port	26
Salon Looking Forward to Starboard	26
Salon Settee	26
Salon Aft Part Corner	26
Salon to Port	26
Salon Looking Aft	26
Salon to Port	26
TV Cabinet	26
Dining Area	27
Shades Down	27
Dining Area	27
Dining Area to Port	27
Dining Area to Starboard	27
Looking Forward Towards Galley	27

Galley Looking Forward	27
Galley Looking Aft	27
Galley Sink	28
Galley Pocket Door	28
Galley High Gloss Cabinetry	28
Galley to Port	28
Viking Microwave, Oven & Warming Drawer	28
Double Dishwasher	28
Five Burner Cook Top & Raised Vent	28
Wine Cooler	28
Second Microwave	29
Galley Bar Area	29
Country Kitchen	29
Forward Galley Seating	29
Entry to VIP from Country Kitchen	29
VIP Looking Forward	29
VIP Entrance	29
VIP Looking Aft	29
VIP Head	30
VIP Shower	30
Starboard Side Main Deck Companionway	30
Large Day Head	30
Companionway Electrical Panel	30
Companionway Pilothouse Entrance	30
Pilothouse Helm	30
Chart Flat	30
Helm Detail Port	31
Helm Detail Starboard	31
(2) Besenzoni Electric Helm Chair	31

Pilothouse Settee	31
Lower Accommodation Companionway	31
Mid VIP Cabin	31
Mid VIP Head Entrance	31
Mid VIP Head	31
Mid VIP Shower	32
Master Looking Aft	32
Master Looking to Port	32
Master Looking Forward	32
Huge Walk In Master Closet	32
Master Head Entrance	32
Master Head	32
Master Shower	32
Fourth Cabin	33
Fourth Cabin TV	33
Foredeck	33
Signature Johnson Windlass	33
Windlass Detail	33
Side Decks	33
Delta T Intake on Protected Side Decks	33
Engine Room Access Portside Deck	33
Aft Deck	34
Aft Deck from Starboard	34
Aft Deck	34
Salon Entry	34
Port Aft Station Area	34
Starboard Aft Station	34
Aft Deck Refrigerator	34
Wide Swim Platform	34

Flybridge Looking Forward	35
Flybridge Looking Aft	35
Flybridge Settee	35
Port Settee	35
Starboard Settee	35
Hot Tub Spa	35
Flybridge Bar	35
Behind Flybridge Bar	35
Flybridge Helm Area	36
Flybridge Helm on Port Flybridge	36
Flybridge Helm Starboard Side	36
Boat Deck Grill	36
Flybridge Exterior Access	36
Flybridge Sun Lounge Area	36
Flybridge Chaises	36
Boat Deck w/Cradles Removed	36
16' AB/RIB	37
16' AB/RIB	37
16' AB/RIB	37
One of Two Life Rafts	37
Coach Roof Equipment	37
Swim Platform Crew Area Access	37
Crew Area Looking Aft	37
Alternate Side Deck Access	37
Crew Galley	38
Crew Galley	38
Crew Galley	38
Crew Cabin	38
Engine Room Entrance	38

Engine Room Looking Forward	38
Port Engine	38
Port Transmission	38
Starboard Engine	39
Starboard Transmission	39
Engine Room Electrical Panel	39
Engine Room Fuel System	39
Engine Gauge Panels	39
Engine Work Benches	39
Custom Exhaust	39
Exhaust by DeAngelo Ft. Lauderdale	39
Sea Recovery Watermaker	40
Oil Change System	40
Head Hunter Sewage Treatment System	40
Chillers	40
Drone Photo	40
Drone Photo	40
Drone Photo	40
Drone Photo	40
Drone Photo	41
Drone Photo	41
Drone Photo	41
At Anchor	41
It Could Be You!	41
Layout	41
КОНТАКТЫ	42
Контактная информация	42
Телефоны	42
Время работы	42

Адрес

42

ХАРАКТЕРИСТИКИ

Основная информация

Тип судна: Моторная яхта	Подкатегория: Flybridge
Модельный год: 2008	Год постройки: 2008
Страна: United States	Верх: Hardtop
Открытая палуба мостика: Да	

Размеры

Длина общая: 105' 0" (32.00m)	Ширина: 23' 7" (7.19m)
Мин. осадка: 6' 6" (1.98m)	Макс. осадка: 6' 8" (2.03m)

Скорость, вместимость и масса

Крейс. скорость: 18 Kts. (21 MPH)	Макс. скорость: 21 Kts. (24 MPH)
Чистый вес: 110 Pounds	Вместимость воды: 634 Gallons
Вместимость сточного бака: 250 Gallons	Объем топливного бака: 4000 Gallons

Размещение

Всего кают: 4	Всего коек: 4
Спальные места: 8	Всего ком. состава: 5
Каюта капитана: Да	Каюты экипажа: 2
Койки экипажа: 3	Спальных мест экипажа: 3
Комм. состав экипажа: 2	

Корпус и палуба

Материал корпуса: Fiberglass

Материал палубы: Teak

Комплектация корпуса: Modified V-Hull

Отделка корпуса: Aluminum

Дизайнер корпуса: Bill Dixon

Дизайнер экстерьера: Bill Dixon

Дизайнер интерьера: Johnson Yachts

Информация о двигателе

Двигатели: 2

Производитель: Caterpillar

Модель: C-32

Тип двигателя: Inboard

Тип топлива: Diesel

ПОДРОБНОЕ ОПИСАНИЕ

Walkthrough

Boarding LADY CAROLINE from the aft end has two options. From a floating dock one can step aboard the large fixed swim platform and up the port or starboard stairs to the Aft Deck. From a fixed dock one boards via a Marquipt Tide Ride ladder via port or starboard hinged boarding gates.

The Aft Deck, like the swim platform and steps, has teak decking which continues forward around the bow. The Aft Deck is fully protected by a full overhang custom lengthened at time of construction. Centerline aft is a curved upholstered seat to seat six. Twin varnished tables lie in front of the seat. Two deck chairs complete the seating group. To port are comfortable teak stairs to the Flybridge. A 20" flip down TV is also to port. Built into the starboard pylaster is a drink refrigerator. Center opening doors lead into the large Salon.

The Salon has large side windows for ample ambient lighting. A U shaped sectional sofa is to port. Lying in front of the sofa is a glass coffee table with two barrel chairs facing the sofa. To starboard is an attractive wood cabinet with a popup 42" TV and the yacht's stereo gear.

Next forward is a custom wood dining table with six upholstered chairs. A sliding pocket door to port closes off the Galley. Having the Country Kitchen arrangement LADY CAROLINE offers a huge eat in Galley arrangement that has an abundance of natural light from the forward curved windows.

Most of the Galley equipment is on the portside but a walk behind bar area the curved seating forward to seat six or more makes the area look huge!

Going forward from the Salon on the starboard side is a large Day Head, steps to the Pilothouse, a side entry door, an entrance into the Country Kitchen and steps to the Midship Cabins with separate steps to the Forward VIP Cabins.

The Forward VIP has a centerline king size berth, storage cabinets to port and starboard and a private Head with a stall shower.

From the Country Kitchen going aft to below is a Companionway leading to the remainder of the yacht's staterooms.

Forward is a queen size stateroom with an en suite Head and stall shower.

Aft from the centerline Companionway is the huge Master Cabin. A king size berth is on centerline. Aft to port and starboard are His and Her Heads with a centerline shared shower. The Master has twin small settees, a dedicated washer and dryer and a huge

walk in closet to starboard.

To port accessed only from the Master is a fourth cabin. This cabin has a double berth, hanging locker and a drop down TV. Other uses for this area include a gym, office or as it is, perfect as a nursery.

Back in the Main Deck Starboard Side Companionway is the four step entrance to the raised Pilothouse. The Pilothouse has the signature curved glass windshield with a centerline helm and a full compliment of electronics. Twin helm seats offer great visibility. Aft to port and up two steps for a great view is a three person settee and small high gloss table.

Centerline are steps to the Flybridge accessed via a sliding door.

On the Flybridge the full helm is to port. Twin helm seats port and two more starboard allow the captain plenty of company. Next aft on both the port and starboard side are twin L shaped lounges with teak tables and teak deck chairs. Aft to port is a full walk behind bar with a drop down TV and three barstools. Opposite is a large hot tub built into fiberglass cabinetry.

Next aft is a built in stainless steel grill and Besenzoni davit.

Further aft to port are the steps to the Aft Deck and two chaise lounges forward of the Boat Deck area. The entire aft Flybridge area is enclosed with hoop rails.

The Crew Area is accessed by either a portside Companionway or the centerline door in the transom.

Aft to port is private Captain's Cabin with a double bed, a desk and an en suite head and shower.

Aft to starboard is a private Crew Cabin with twin upper lower bunks and a private head with shower.

Also in this area is a Crew Galley, a dinette, a washer dryer and the centerline access to the large Engine Room.

Salon

The Salon is entered via twin automatic stainless steel entry doors on centerline. Sheer drapes cover the door as needed.

Immediately to starboard is a two door hanging locker for jackets, etc. Also within the locker is a Yamaha AM/FM/AV receiver, a Yamaha five disc CD/DVD player, an HD Direct

TV receiver and DVR and the Intellian antenna control unit as well as a hidden subwoofer.

Next forward is a stand alone four door curved front TV cabinet with a popup 42" Samsung 1080P Smart TV.

To port upon entry is a two door curved storage cabinet with a dedicated art niche.

Next forward is a large U shaped section sofa to seat five to six people comfortably. Lying in front of the sofa is a clear glass coffee table on acrylic base.

Two upholstered chairs facing the sofa complete the seating group.

Large side windows with electric Roman shades with LED rope lights in the valance offer plenty of ambient lighting. Overhead are 23 halogen mini spots, four built in speakers and an attractive ceiling detail that has an LED backlit panel.

The sole of this area is fully carpeted and includes custom Sound Down sound dampening material.

Dining Salon

Contiguous to the open Salon and separated only by a small granite topped room divider behind the sofa is the Dining Salon.

Centerline is a custom wood table and six leather arm chairs. A full table pad protects the table as needed.

Port and starboard are granite topped four door storage cabinets for dining accessories. Small slim storage cabinets are fore and aft. An attractive curved wood wall forward with four special lights for the centered artwork allows for a clean and simple look.

The large house side windows (six total each side) continue forward to this area as does the ceiling detail and carpet. Eleven additional halogen lights plus eight dedicated to the dining table are mounted into the padded ceiling panels.

With the one continuous ceiling detail and floor covering the design flows from one area to another easily achieving the owner's desire for an open layout.

Galley

The Galley of LADY CAROLINE is immense in size and very complete in inventory! Starting from the Salon, the portside entry to the Galley is via a sliding pocket door with five panels of obscured glass. The sole is bamboo planks.

Immediately to starboard upon entry is a five drawer pullout pantry followed by appliances to both port and starboard. To port is a Pantograph side deck entry door and the two round signature Johnson fixed port lights surrounded by granite that matches the countertop.

Going forward is a walk behind bar with a bar sink and a U Line wine cooler built in the end of the cabinet.

All the way forward on a raised platform for improved visibility is a large C shaped dinette with twin high gloss adjustable height tables on stainless steel bases. A dedicated Yamaha AV receiver provides music for this area as well as sound coupled to the Sharp 37" LCD TV facing the dining table. There is also a Pioneer DV-600 DVD player all coupled to a five channel sound system with a hidden subwoofer.

Galley Equipment includes:

Maytag stainless steel French door refrigerator w/ice & water through the door (2) Sub Zero freezer drawers w/wood front facias Built in Viking stainless steel microwave Built in Viking stainless steel wall oven Viking stainless steel warming drawer Thermador 5 burner ceran top cook top Thermador popup down draft ventilator over cook top (2) Fisher Paykal stainless steel dishwasher drawer Custom Red Dragon Granite countertops & backsplash Under counter deep double stainless steel sink Moen removable spray faucet (all faucets w/lifetime warranty) Opening window over sink w/Roman shades Stainless steel Kitchenaid trash compactor Sharp stainless steel microwave at bar area U Line glass front wine cooler at bar area 37" Sharp LED TV at bar area U Line drink refrigerator w/icemaker at bar area Stainless steel under counter sink at bar area (13) High gloss cabinet doors (14) High gloss drawers (15) Overhead halogen mini spots in Galley area (14) Overhead halogen mini spots in Dinette area Large port & starboard under side deck storage cabinets (3) Shelf glass storage cabinet by bar

Starboard Side Entry Companionway

Forward of the Salon on the starboard side is the Main Companionway. A Pantograph entry door leads to the side deck. The sole is bamboo to match the Galley with an Absolute Black granite border. The wall vinyl has an embossed ostrich design.

Starting aft is the enlarged Day Head with an Absolute granite tile sole, a two door curved front vanity with an Absolute Black granite countertop and an above counter/red glass vessel sink with two mirrors above in the corners. Stainless wall sconces flank the mirrors.

The toilet is a Headhunter model. The overhead is mirrored. Two curved storage cabinets are forward.

Forward of the Day Head are five curved steps leading to the Pilothouse. Next forward is the doghouse entry. Having a full height door to match those elsewhere onboard is a nice design element. Across the Companionway are the two round signature Johnson dead lights and a customized electric panel below an opening sliding stainless steel framed window. Above are seven halogen mini spots.

Pilothouse

The Pilothouse is accessed via custom steps slightly aft of the usual arrangement. This allows for more floor space and a dedicated door into the dog house in lieu of lifting the stairs.

The sole is teak and holly. The helm is on centerline with two electrically controlled Besenzoni black leather helm chairs.

A three person settee upholstered in matching black leather is aft to port. A high gloss table with a polished stainless steel pedestal lies in front of the settee.

Cabinets port and starboard aft offer storage and equipment access. A large chart cabinet is adjacent to the five stairs leading to the Flybridge via a one piece sliding door.

Equipment in this area includes:

Stainless steel helm wheel CAT electronic engine controls (2) CAT LED engine monitors Simrad AP 50 autopilot head Simrad FU 25 follow up steering controls ABT Integrated bow & stern thruster controls (3) I-tech 19" LED monitors (tied to Furuno system) ABT stabilizer controls, LCD panel 6" Danforth magnetic compass in chrome binnacle Simrad IS 20 digital/analog wind instrument Simrad IS 20 digital/analog rudder angle instrument Simrad IS 20 data instrument Icom M-504 VHF w/DSC Icom M-604 VHF w/DSC Furuno Black Box key pad for monitor screens JRC GPS compass LCD screen JRC AIS display screen (2) Maxwell windlass controls w/chain counters ACR Point Pad searchlight control (3) Windshield wiper controls for overhead mounted Pantograph wipers w/washers Headhunter 4 panel LED fuel gauge Headhunter LED water gauge (7) Bilge pump switches w/indicator lights & alarms Johnson graphic panel w/bilge pump & Nav light LED indicator Pilothouse DC panel w/digital volt/amp meters & (36) breaker protected 12 volt circuits CCTV camera switching panel 8 Position audio/visual fuel filter alarm (2) Wood storage cuddies for phones, etc. Chart flat to right of helm created by moving steps aft (2) Full Onan LCD generator panels Delta T Engine Room blower touch screen Sea Fire monitor panel Sea Fire ID panel 14 LED's (2) Red night running lights overhead Large Mainslip hatch for ventilation w/Ocean Air sliding screen & shade (7) Overhead halogen mini spots Hinged charge storage locker (2) Stereo speakers w/remote mounted volume control

VIP Cabin

Entered via five teak steps from the starboard side of the Country Kitchen behind a five panel door is the VIP Cabin.

The king size berth is on centerline off the padded forward bulkhead.

Above are three eyeball lights directed the padded headboard.

To both port and starboard are raised nightstands with one cabinet each. Above the nightstands are mirrored panels with swing and accent lights set upon contrasting wood panels. Below the berth are four storage drawers. The berth hinges up for additional storage and a hidden subwoofer.

To both port and starboard is a bank of eight cabinet doors. Above these cabinets are sliding Soji screens that hide opening stainless steel portholes.

Below the eight cabinets are four more large cabinets to both port and starboard.

Aft to starboard is a large cedar lined auto lit hanging locker.

Aft to port behind a hinged panel is a Yamaha AM/FM/AV receiver, a Pioneer DVD player and the Direct TV HD receivers for the VIP and Country Kitchen.

Centerline aft is the entrance to the VIP Head and a 22" LG LCD TV.

Overhead is an opening Mainship deck hatch with an Ocean Air sliding screen and shade plus four stereo speakers and nine overhead halogen mini spots.

Also in this cabin is a new digital safe, a carpeted sole and access to the forward bilge area.

VIP Head

Accessed only from the VIP is the VIP Head. It is aft and down three steps. The sole is slab granite to match the vanity countertop. There are three wood cabinets below the vanity top with an above counter white China sink.

Four beveled mirrors above the vanity open to reveal cavernous storage as well as an opening stainless steel porthole with an electrically opening shade.

The stall shower has a clear glass door, a marble sole, a light and an exhaust fan and a wall mounted fixture.

Also in the Head is a mirrored overhead, four halogen mini spots, an exhaust fan and an AC vent.

Lower Accommodations Companionway

From the Galley and in a arrangement unique to this particular Johnson 105 are nine teak steps with step lights, to the Lower Accommodations Foyer.

The Foyer has a bamboo sole with the Absolute Black granite border.

Double doors aft lead to the Master. A single door the Midship VIP and wall panels mimicking the doors are on the remainder of the bulkheads.

Midship VIP

Forward from the Companionway is the Midship VIP. A full king size berth lies off the outboard bulkhead. Either side of the berth are single door nightstands with swing arm reading lights above. There are four drawers under the berth with additional storage under the lift up mattress.

The wall behind the berth serves as a padded headboard.

Above is a four panel sliding Soji screen covering two large oval portholes, one of which opens for ventilation. The bulkheads are padded ostrich embossed vinyl with a 22" Sharp LCD TV at the foot of the berth.

A two door cedar lined auto lit hanging locker is at the foot of the berth. Overhead are nine halogen mini spots on a dimmer and two stereo speakers. The sole is carpeted. The cabin's Yamaha AM/FM/AV receiver and Pioneer DVD player are in the forward nightstand.

A full size dressing mirror is forward.

Midship VIP Head

Occupying the portside of the cabin is the Midship VIP Head. The sole is slab marble to match the vanity countertop. The vanity has four high gloss wood doors below and an above counter China vessel type sink above. Four beveled edge mirror cabinets offer a large amount of storage. The center two conceal an opening larger oval porthole.

The toilet is a full size Head Hunter model.

The stall shower has a clear glass hinged door, a marble sole and seat and a wall mounted fixture plus a light and an exhaust fan.

The overhead of the head and shower are mirrored. Above are four halogen mini spots and an AC vent.

Master Cabin

The Master Cabin is entered via a double door. The king size berth lies on centerline on the aft bulkhead. The curved wall behind the bed serves as a padded headboard. Two drawers plus lift up storage are under the berth.

Either side of the berth are wood nightstands with one cabinet each. Wood panels above the nightstand have swing arm lamps flanking the center headboard.

Curved doors either side of the nightstands lead to a His and Her Head arrangement. At the foot of the bed is a popup 42" Sharp LCD TV.

Either side of the Head doors on the outboard bulkhead are port and starboard two person leather settees. Forward of the port one is a two door cabinet housing the cabin's entertainment center and air handler. Entertainment electronics consist of a Yamaha AM/FM/AV receiver, a Yamaha five disc DVD player and the cabin's Direct TV HD receiver, all behind a ventilated door.

Above are four wood drawers just below the four sliding Soji screens that cover three large oval portholes the center of which opens. Soffit type AC delivery is above.

The starboard side matches but has a bank of three drawers plus another air handler. The Soji screens and portholes match the portside. Also in this cabin are five overhead speakers, a halogen subwoofer, 16 dimmable halogen mini spots, a carpeted sole, a proper mixture of wood and padded vinyl panels.

Because of the customized cabin layout the Owner Cabin has a walk in locker that measures 11' x 5', in other words, huge. The walls are cedar and painted lacquer. There is a dedicated air handler and a hidden safe. Also a second Miele stainless steel washer and dryer are located within the locker all behind a solid wood door.

His and Her Heads

The His and Her Heads are nearly identical, differing only by the number of portholes and the fact that one has a toilet and one a bidet.

Each has a slab marble sole that matches the countertop. Each has four wood doors in the vanity with an above countertop vessel sink. Each has four beveled mirror cabinets with the center accessing opening porthole(s). The overheads are mirrored with five halogen mini spots, an AC vent and an exhaust fan. The starboard has a Head Hunter toilet, the port a bidet.

On centerline and accessed from each Head is a large shower fully paneled in slabs of marble. Clear glass doors with side lights create a very spacious feeling.

A Grohe shower fixture offers four body sprays, a conventional shower head and a handheld wand.

Drains in all four corners assure no puddling! The overhead is mirrored and has two exhaust fan/light combos.

Fourth Cabin

A unique feature of this boat is her Fourth Cabin off the Master. Designed as place for one who might snore it has many uses. As laid out it would make an excellent nursery, but it could be modified to be an office or a gym.

A double berth is forward and outboard with two storage drawers below. The headboard is padded as is the outboard bulkhead. Above are two oval stainless steel portholes, one that opens both behind sliding Soji screens.

Inboard is a two cabinet nightstand with a mirror and table lamp above. The cabin's Yamaha AM/FM/AV receiver and a Pioneer DVD player are below. A 20" Sharp LCD TV lowers from the overhead as needed.

At the foot of the berth is a cabinet with a small Isotherm stainless steel drink refrigerator and cedar shelves. The cabin's dedicated air handler is below.

Above are seven halogen mini spots and two stereo speakers. The sole is carpeted.

Foredeck

Raised fiberglass bulwarks Teak over fiberglass decks Twin hawse pipes w/rollers port & starboard Twin Maxwell 6000 BB hydraulic windlasses w/chain stoppers, band brakes & up & down foot switches Handheld remote control for windlasses Twin stainless steel 250 lb. anchor in pockets Twin sets of anchor chain, 300' of ½ BB chain Salt & freshwater anchor chain wash down Heavy duty 3" stainless steel oval handrails Stainless steel flagpole on bow Twin bow storage lockers access chain lockers Twin port & starboard heavy duty bow cleats Raised teak covered step at bow Low level deck lights Deck hatch into VIP Head

Side Deck

Teal over fiberglass decking Port & starboard Pantograph side deck doors Portside Crew Area Engine Room Pantograph access door Low level deck lights Twin port & starboard spring line cleats Port & starboard midship hinged bulwark gates Delta T Engine Room ventilation grates (3) Fuel access points behind hinged doors Fire hose & nozzle starboard side behind hinged door (14) Overhead deck lights, (7) port, (7)

starboard Flush dark tinted house side windows (2) Steps to Foredeck port & starboard forward of side house doors (2) Port, (2) starboard Johnson signature 105' round fixed portholes in house sides

Aft Deck

Teak over fiberglass decking Built in U shaped seating w/removable cushions, storage below & covers Twin varnished tables on stainless steel bases w/covers (2) Teak & leather deck chairs Twin stainless steel support poles to Boat Deck (2) Aft Deck cameras, one facing forward, one facing aft Twin Quartz lights facing aft (3) Dedicated halogen lights over table (10) Halogen overhead lights (2) Overhead stereo speakers Starboard side aft facing control station w/engine controls, follow up steering, start/stop switches, bow & stern thruster controls & rudder angle indicator, all under hinged top Port aft facing wing station controls w/follow up steering & Glendinning remote corded engine controls (9) Teak tread steps to Flybridge w/handrail & step lights Cabinet w/fresh & salt water wash down spigots Isotherm stainless steel drink refrigerator to starboard pylaster Port & starboard hinged bulwark access gates Port & starboard hinged stainless steel gates to swim platform Port & starboard (4) teak steps to swim platform Teak over fiberglass fixed position swim platform Stainless steel swim ladder under hinged deck panel Oversized swim platform stainless steel hoop rails w/(4) hinged gates, port, starboard, (2) aft Stainless steel handrails at swim platform steps Centerline Pantograph Crew/Engine Room access door Twin fiberglass doors for 220V Glendinning cord reel & wash down connectors Hot & cold transom shower, waste deck fitting & shore water connection w/pressure regulator behind hinged fiberglass door

Flybridge

Teak over fiberglass decking Raised helm pod to port Sliding one piece stainless & tinted glass hatch to Pilothouse (4) Airtex upholstered helm chairs, (2) port, (2) starboard Tinted Plexiglass Venturi windshield w/stainless steel rail on top Large fiberglass hardtop for excellent sun coverage 3 Side poly carbonite enclosure between hardtop & Venturi windshield Arch style hardtop supports (differ from 87' Johnson) Port & starboard L shaped settees w/removable cushions, covers & storage below (2) Varnished teak tables w/compass rose inlay & covers at settees (4) Teak deck chairs Portside walk behind bar w/two level granite top. Bar includes: refrigerator, sink, (7) storage cabinets, ice bucket & a fold down 32" TV over the bar. There are also (3) articulating barstools. (15) Overhead halogen lights Starboard side "Dimension One" fiberglass spa/hot tub w/hard cover Tub is a high end USA supplied top. It's in a fiberglass enclosure w/a teak step & a railing w/twin door access to the spa equipment below. International Navigation lights Dedicated Cruise Air air & heat on Flybridge (4) Sony stereo speakers

Helm Equipment

Stainless steel helm wheel CAT electronic engine controls (2) Furuno 12" Nav Net 30 displays, chart, radar, depth Simrad IS 50 depth/speed/temp gauge Simrad IS 50 wind instrument (2) CAT LED engine monitors 5" Ritchie compass in chrome binnacle VDO rudder angle indicator Simrad autopilot AP 50 Integrated bow & stern thruster controls ABT, Inc. Icom M504 VHF w/DSC command mic from Pilothouse Icom M604 VHF w/DSC command mic from Pilothouse (7) Bilge pump controls w/indicator lights (7) Bilge high water alarms (2) Maxwell windlass controls w/counters (2) Fold down stainless steel drink holders at helm, (2) at starboard side ACR remote searchlight controls Engine start/stop buttons (2) Onan genset/start/stop controls TRAC stabilizer controls Sony 12 Volt stereo AM/FM/CD 110 Volt outlet

Boat Deck

Teak over fiberglass decking Stainless steel hoop rails all around Besenzoni starboard side crane Removable tender chocks 2009 14' AB RIB w/75 HP 4 stroke Yamaha OB (2) Stainless & teak chaise lounges, portable Weighted base & sun umbrella Small cocktail table "Summit" Removable, stainless steel ladder to Coach Roof Portside steps to Aft Deck w/hinged glass cover & stainless steel safety railing Aft flagpole Starboard side DSC commercial style stainless steel grill w/cover in fiberglass cabinet w/(4) doors below (2) Mounted 6 person Revere Elite life rafts w/covers in stainless steel cradles at side rails (2) "Summit" stainless & teak sun lounges

Tender

2009 15' Nautilus DX AB RIB w/9 passenger capacity Yamaha 75 HP 4 stroke OB w/Dolphin stabilizers Aft bench seat Nav lights Popup cleats Lifting bridle Dino helm wheel 12 Volt accessory outlet Ritchie bulkhead mount magnetic compass Yamaha tach, digital Yamaha speed, digital Water tank w/deck shower Seat in front of console Bow seat Bow step pad Battery shutoff switch Fuel/water separator (2) Insulated coolers under seat Handrails at bow

Coach Roof Equipment

(2) Stainless steel rails for easy access Arch w/wings for raised Intellian 1800 HD SAT TV dome & matching dummy dome 6 KW Furuno 4' open array antenna, forward 12 KW Furuno 6' open array radar antenna, aft Quartz light facing aft Stainless steel trumpet horns ACR remote controlled searchlight Maretron weather station receiver (2) Shakespeare 8' VHF antennas (2) Shakespeare 8' dual band cellular antennas (1) Shakespeare 8' AM/FM antennas JRC AIS transponder JRC Navtex antenna JRC GPS compass Furuno GPS antenna Shakespeare 21" over the air TV antenna (2) Standard

Horizon hailer horns Harkin Track System w/crew harness for safety while waxing, etc.

Lazarette

Center opening Pantograph door Four teak & stainless entry ladder (2) Double door storage lockers Cord reel receptacles (2) 40 Gallon Torrid stainless steel water heaters Inverter system w/dedicated batteries Rudder assembly (2) Head Hunter Mach 5 230V fresh water pump Head Hunter Excalibur 24 volt fresh water pump Sediment water filter

Crew Area

The Crew Area has two entrances, one from the Lazarette and the other from the portside side deck which is better suited for use while at sea.

The entire area has a freshly varnished teak and holly sole.

The Main Companionway is on centerline and leads to the Engine Room doors.

The Captain's Cabin is to port, the Crew Cabin is to starboard and the Galley and dinette to starboard.

Captain's Cabin

A raised double berth is outboard with six storage drawers below. Seven more cabinets are above the berth along with an opening stainless steel porthole. Twin directional reading lights are aft. Inboard is a desk with one large and six small drawers.

An auto lit cedar lined hanging locker is forward followed by a private head with a stall shower with a handheld or wall mounted fixture, a Head Hunter head and a vanity with storage below and four mirrored medicine cabinet above one, covering an opening porthole. Also in this area is a 22" Sharp TV with a Direct TV HD Sat receiver and a hidden digital safe.

Crew Cabin

Opposite to starboard is the Crew Cabin with upper and lower berths outboard. Each has a reading light, the upper has an opening porthole above, the lower has two storage drawers.

An auto lit cedar lined hanging locker is aft. Adjacent is the access to the private head with a curved vanity with storage below, a Head Hunter head and a separate shower with a handheld or wall mountable fixture behind a shower curtain.

Crew Galley Area

The island Galley is on centerline and includes the following equipment:

U Line refrigerator Granite countertop Wolf 2 burner Ceran top cook top GE Profile stainless steel convection oven Deep under mount stainless steel sink Garbage disposal Miele stainless steel washer Miele stainless steel dryer (2) Storage drawers (5) Storage cabinets 3 Person dinette outboard Johnson hi-water alarm panel Sub panel w/(5) 240 volt breaker protected circuits & (17) 120 Volt protected circuits Yamaha AM/FM/AV receiver (2) Direct TV HD Sat TV receiver (3) Additional storage cabinets outboard Also in this area is a 32" Vizio Smart TV with a Direct TV HD Sat receiver.

Engine Room

Double door into Engine Room, second door doggable w/window (4) AC fluorescent lighting fixtures (6) DC incandescent lighting fixtures CAT C-32 Acert 1825 HP ZF 207A Marine Gears w/2.467 to 1 ratio reduction gears CAT electronic engine controls Dual Racor 75/1000 fuel filters for each engine w/vacuum gauges Dual Racor 75/1000 fuel filters for each generator w/vacuum gauges Audio/visual alarms on all fuel filters 4" PSS 22 stainless steel prop shafts 4" Tides Marine dripless shaft seals 3.5" Tide's Marine dripless rudder seals Hynautic power steering system w/PTO on both engines Stainless steel emergency tiller Stainless steel rudders Hydraulic ABT 16" bow thruster, 50 HP Hydraulic ABT 16" stern thruster, 50 HP Hydraulic ABT 250 stabilizers w/9 sq. ft. fins Underwater exhaust w/bypass Full stainless steel grab rail on each side of engine Workbench over each engine Delta T Engine Room moisture control & fans w/color touch screen, (2) 21" intake fans, (2) 16" exhaust fans Sea Fire auto fire extinguishing system w/engine auto shutdown AC 220 volt house freshwater pump DC 24 volt house freshwater pump Cruise Air chilled water AC system w/(3) 72,000 BTU compressors & (16) air handlers Reverso oil change pump for engines & generators Manual bilge pump system (2) Tuthill fuel transfer pumps w/counters Custom Deangelo (Ft. Lauderdale) hard epoxy coated exhaust system & mixer tank Freshwater spigot & hose Sea Recovery Aqua Whisper Watermaker 600 GPD (230 hours) 150 Gallon forward (Guest) holding tank w/macerator 50 Gallon aft (Crew) holding tank w/macerator (3) Shower sump pumps (7) Rule bilge pumps w/(7) high water alarms (2) Torrid 40 gallon water heaters in Lazarette One hot water circulation pump Manifold for overboard discharges to minimize thru hulls Dockside water inlet w/pressure regulator Color coded piping for easy identification Bronze intake ball valves throughout 2 HP fire pump w/on deck fire hose Bilge exhaust ventilation system Fuel manifold system Vice at starboard workbench Craftsman household air compressor Airsep crankcase ventilation system

Manual CAT engine gauge panels Start/stop switches on engines Hour meter on engines Headhunter Tidal Wave HMX sewage treatment system Stainless steel sink Dedicated chilled water AC unit for Engine Room Coolant recovery bottles for engines & generators ABT hydraulic storage tank w/oil cooler Port 2497 hours Starboard 2498 hours Engines are under an Advantage Platinum engine warranty until April 30, 2018.

Electrical System

12/24 Volt DC electrical system 120/240 60 HZ single phase AC electrical system (2) Glendinning CM-8 100 amp shore cord reels (2) 50 Amp shore cord inlets (2) Xantrax 4200 Watt inverters, inverts & charges batteries (8) Trojan 6 volt batteries tied to inverter system, (4) in parallel, (4) in series Onan 40 KW generator 110/220/60 HZ in sound shield Onan 40 KW generator 110/220/60 HZ in sound shield 24V 100 amp Dolphin battery charger house Pro Mariner Protech 4 generator battery charger (2) 8D engine start batteries (2) 8D generator batteries All batteries in fiberglass battery boxes (2) 100 Amp isolation/boost transformers Electrolysis bonding system w/2" copper strap & hull anodes Shaft brushes (7) Soft starts (AC compressors & fans) Battery parallel switch in Engine Room (3) Battery shutoff switches (2) Charles Iso Boost 100 amp transformers

Main DC panel with: (2) Digital amp/volt meters (3) Sump pump controls (25) Breaker protected 12 volt DC circuits (25) Breaker protected 24 volt DC circuits

Main DC panel with: (5) Source selector switches (7) Multi digital am/volt /frequency meters (36) Breaker protected 220 volt circuits (35) Breaker protected 110 volt circuits

Remarks

LADY CAROLINE was custom ordered by her current and only owner. Being an engineer, vast amounts of time were invested improving systems and tweaking the layout to his particular needs.

The results speak for themselves! Designing a nice boat is one thing, keeping it in pristine condition for eight plus years is another.

A close inspection of LADY CAROLINE will reveal a reliable, spacious motoryacht with excellent accommodations and the utmost of care by her knowledgeable and caring crew.

Exclusions

While every effort was made to list all pertinent included equipment aboard LADY

CAROLINE, there are some personal belongings aboard. Prospective purchasers should assume any item not specifically mentioned herein will not convey at closing.

Исключения


При продаже яхты исключаются личные вещи владельца.

Отказ от ответственности

Компания предоставляет описание судна или яхты добросовестно, но не может гарантировать точность этой информации, а также не ручается за техническое состояние. Покупатель должен проинструктировать своих агентов или оценщиков исследовать представленную информацию более подробно, по собственному желанию. Продажа судна или яхты, изменение цены или снятие с продажи будет происходить без предварительного уведомления.

ФОТОГРАФИИ


Salon Looking Forward to Port




Salon Looking Forward to Starboard




Salon Settee



Salon Aft Part Corner




Salon to Port




Salon Looking Aft



Salon to Port



TV Cabinet



Dining Area



Shades Down




Dining Area



Dining Area to Port



Dining Area to Starboard



Looking Forward Towards Galley



Galley Looking Forward



Galley Looking Aft



Galley Sink



Galley Pocket Door




Galley High Gloss Cabinetry



Galley to Port




**Viking Microwave, Oven & Warming
Drawer**



Double Dishwasher



Five Burner Cook Top & Raised Vent



Wine Cooler



Second Microwave



Galley Bar Area



Country Kitchen



Forward Galley Seating



Entry to VIP from Country Kitchen



VIP Looking Forward




VIP Entrance



VIP Looking Aft




VIP Head



VIP Shower




Large Day Head



**Starboard Side Main Deck
Companionway**



Companionway Electrical Panel



Companionway Pilothouse Entrance



Pilothouse Helm




Chart Flat




Helm Detail Port



Helm Detail Starboard




(2) Besenconi Electric Helm Chair




Pilothouse Settee




**Lower Accommodation
Companionway**




Mid VIP Cabin



Mid VIP Head Entrance



Mid VIP Head




Mid VIP Shower




Master Looking Aft



Master Looking to Port



Master Looking Forward



Huge Walk In Master Closet



Master Head Entrance



Master Head



Master Shower



Fourth Cabin



Fourth Cabin TV




Foredeck



Signature Johnson Windlass




Windlass Detail



Side Decks



Delta T Intake on Protected Side Decks



Engine Room Access Portside Deck




Aft Deck



Aft Deck from Starboard




Aft Deck




Salon Entry



Port Aft Station Area




Starboard Aft Station



Aft Deck Refrigerator



Wide Swim Platform



Flybridge Looking Forward



Flybridge Looking Aft



Flybridge Settee



Port Settee



Starboard Settee



Hot Tub Spa



Flybridge Bar



Behind Flybridge Bar



Flybridge Helm Area




Flybridge Helm on Port Flybridge




Flybridge Helm Starboard Side




Boat Deck Grill



Flybridge Exterior Access



Flybridge Sun Lounge Area



Flybridge Chaises



Boat Deck w/Cradles Removed




16' AB/RIB




16' AB/RIB




16' AB/RIB




One of Two Life Rafts




Coach Roof Equipment



Swim Platform Crew Area Access



Crew Area Looking Aft



Alternate Side Deck Access



Crew Galley



Crew Galley




Crew Galley




Crew Cabin




Engine Room Entrance



Engine Room Looking Forward



Port Engine



Port Transmission



Starboard Engine



Starboard Transmission



Engine Room Electrical Panel



Engine Room Fuel System



Engine Gauge Panels



Engine Work Benches



Custom Exhaust



Exhaust by DeAngelo Ft. Lauderdale




Sea Recovery Watermaker




Oil Change System




Head Hunter Sewage Treatment System



Chillers




Drone Photo




Drone Photo




Drone Photo



Drone Photo




Drone Photo



Drone Photo




Drone Photo



At Anchor



It Could Be You!



Layout



КОНТАКТЫ

Андрей Шестаков (Andrey Shestakov) – ведущий яхтенный брокер отдела продаж яхт и судов компании Shestakov Yacht Sales Inc. Официальный представитель Shestakov Yacht Sales Inc. для русскоговорящих клиентов в центральном офисе компании в Майами/Форт Лодердейл/Флорида/США.

Контактная информация

Email: **andrey@shestakovyachtsales.com**

Web: shestakovyachtsales.com

Телефоны

Краснодарский край: **+7(918)465-66-44**

США, Майами, Флорида: **+1(954)274-4435**

Время работы

Понедельник – Суббота: **9:00 - 21:00** EDT

Воскресенье: **Закрыто**

Адрес



Harbour Towne Marina, 850 NE 3rd St, STE 213, Dania, FL 33004