

SASSY — HARGRAVE



Судостроитель: HARGRAVE

Год постройки: 2016

Модель: Моторная яхта

Цена: ЦЕНА ЯХТЫ ПО ЗАПРОСУ

Местонахождение: United States

Длина общая: 100' 0" (30.48m)

Ширина: 21' 0" (6.40m)

Мин. осадка: 5' 8" (1.73m)

Макс. осадка: 5' 10" (1.78m)

Крейс. скорость: 18 Kts. (21 MPH)

Макс. скорость: 21 Kts. (24 MPH)

Купить **SASSY — HARGRAVE** а также выбрать подходящую вам яхту из нашего **каталога яхт** вам поможет опытный яхтенный брокер Андрей Шестаков. На сегодняшний день компания **Shestakov Yacht Sales Inc.** имеет большое количество яхт в **собственном списке продаж**, а также тесно сотрудничает со всеми крупными **яхтенными производителями** по всему миру.

Для того чтобы купить яхту **SASSY — HARGRAVE** а также проконсультироваться по любому вопросу связанному с покупкой, продажей, чартером яхт позвоните по телефону **+7(918)465-66-44**.

ОГЛАВЛЕНИЕ

ОГЛАВЛЕНИЕ	2
ХАРАКТЕРИСТИКИ	4
Обзор	4
Основная информация	4
Размеры	4
Скорость, вместимость и масса	4
Размещение	5
Корпус и палуба	5
Информация о двигателе	5
ПОДРОБНОЕ ОПИСАНИЕ	6
YACHT DESCRIPTION AND DETAILS	6
Исключения	12
Отказ от ответственности	12
ФОТОГРАФИИ	13
Salon	13
Dining	13
Salon	13
Dining	13
Day Head	13
Master Head	13
On-Deck Master	13
On-Deck Master	14
Lower Foyer	14
Guest	14
Guest	14
Guest	14
Guest	14
Laundry room	15

Galley	15
Galley	15
Galley	15
Galley	15
Pilothouse	15
Crew	15
Crew	16
Crew	16
Crew	16
Aft Deck	17
Aft Deck	17
КОНТАКТЫ	18
Контактная информация	18
Телефоны	18
Время работы	18
Адрес	18

ХАРАКТЕРИСТИКИ

Обзор

Five Staterooms, Great Layout for Charter, Low Hours, CAT Engines, *Extended Warranties, Rare Boat, Perfect Condition, Sleeps 6 crew

Основная информация

Тип судна: Моторная яхта	Подкатегория: Raised Pilothouse
Модельный год: 2016	Год постройки: 2016
Страна: United States	Верх: Raised Pilothouse
Открытая палуба мостика: Да	

Размеры

Длина общая: 100' 0" (30.48m)	Длина по ватерлинии: 90' 0" (27.43m)
Ширина: 21' 0" (6.40m)	Мин. осадка: 5' 8" (1.73m)
Макс. осадка: 5' 10" (1.78m)	

Скорость, вместимость и масса

Крейс. скорость: 18 Kts. (21 MPH)	Крейсерская скорость поворота: 2100 Kts.
Макс. скорость: 21 Kts. (24 MPH)	Макс. скорость поворота: 2300 Kts.
Водоизмещение: 240000 Pounds	Вместимость воды: 600 Gallons
Вместимость сточного бака: 200 Gallons	Объем топливного бака: 3200 Gallons

Размещение

Всего кают: 5

Всего коек: 5

Спальные места: 10

Всего ком. состава: 7

Каюта капитана: Да

Каюты экипажа: 1

Койки экипажа: 5

Спальных мест экипажа: 6

Комм. состав экипажа: 3

Корпус и палуба

Материал корпуса: Fiberglass

Материал палубы: Fiberglass

Комплектация корпуса: Semi-Displacement

Цвет корпуса: White

Отделка корпуса: Stainless Steel

Дизайнер корпуса: JB Hargrave

Дизайнер интерьера: Yacht Interiors by Shelley

Информация о двигателе

Двигатели: 2

Производитель: CAT

Модель: C32

Тип двигателя: Inboard

Тип топлива: Diesel

ПОДРОБНОЕ ОПИСАНИЕ

YACHT DESCRIPTION AND DETAILS

Design Influences Our objective with this yacht was to create a gathering place for friends and family that was chic, soothing, contemporary and organic. Equal accommodations for all of the guests were a major driving force. There is a Master (King) on the main deck and (4) more generous staterooms below; (2) Kings and (2) Queen+. All of the dining and lounging areas are able to accommodate all in the group. The crew area is forward and is also comfortably laid out for a crew of (6). The rich walnut tones of veneer are complemented with cabinets in driftwood tones of maple throughout the yacht. The color pallet on this boat is walnut, oyster, silver whites, chocolate with and is complimented with an earthy version of aqua.

Main Salon The Main Salon has a huge sectional sofa with a stylish square arm and a perimeter of diamond shaped mat nickel nail heads. There is a custom Calcutta marble with pearlized leather panels and driftwood tone maple sides. The floor is plank wood floor and has a shag rug on top of it that is super soft and just looks like fun! Aft there are (2) more lounging chairs with a bronze plush texture frame and an oyster linen seat and back. All of the counter tops are Calcutta marble with a square polished edge. There is a unique ceiling detail with a 42" wide band detail of Walnut that runs the length of the room and then runs down the wall to create the back drop for a stunning silver leaf tree sculpture. Gloss walnut walls and cabinets Stunning Silver Leaf tree sculpture Driftwood maple bar and consoles Leather & Calcutta marble cocktail table Wine Cooler and Walk up bar Recessed hidden AC supply and return 42" x 25' Walnut ceiling panel Custom dining table and base 75" Screen TV and custom AV system Clear ice maker LED recessed lighting Driftwood wood plank floor Upholstered Mullions w/top stitching Coffee Shag area rug Sectional Sofa-JF-Ajax 93J6051 (2) Aft Club Chairs- Inside/K-33120-116/ Outside- Harl-Arkona velvet-Walnut (2) Ottomans-Maj-Ovation White (10) Dining Chairs-United-Trixie-Steel and K-29820-106 Covet- Stone Wall upholstery-Maj-Legend Elegance- Custom Winter White (2) Sconces- Fine Art Lamps-Crystal Bakehouse

Day Head The objective with this room was not to be a miniature copy of the main salon but still incorporate the finishes and feel. We designed the space to have side light bars on the mirror so it would be a very bright room but without a lot of visible light sources. We continued to use the Calcutta white marble and framed out the cabinet, center of the floor and also ran it up the forward wall. Reminiscent of the ceiling design in the salon but reversed in location and color. The surface mounted vessel sink is hammered nickel and has a satin nickel Bamboo style tall faucet. It is very unique and continues the organic feel of the yacht. Driftwood maple walls and vanity cabinet Ecosinks-Hammered nickel basin Calcutta White marble floor and (1) wall Kohler Bamboo Facet-BN Beveled Mirrored ceiling Custom Recessed light strips

Galley The Galley is designed to have (3) distinct working areas for crew; chef, prep/dessert and cleanup. This yacht has a master on deck so this layout has a working galley with access to the huge forward crew area on the lower deck. Another really great feature of the galley is its location; 80% of it is above the crew area, so the guests are not being inconvenienced with crew walking around overhead. There are (2) double Subzero tall refrigerators, (2) sets of refrigerator drawers, (2) ovens, (2) sink stations, (2) Blanco chef faucets and sturdy porcelain tile floor. The counter tops are Bianco Rhino stone. The back splash is mirror polished stainless steel and every cabinet has been customized for its function. (2) Tall Subzero refrigerators (2) Subzero drawer sets (2) GE Ovens (2) sink and disposal stations Exhaust Hood for cooktop Microwave and prep area (4) Pantry's (2) Trash stations with recycling Crew access and exterior door coffee bar and dessert station

Pilot House The Pilot House has a large L shape settee and a small table in the driftwood accent wood. The window mullions have the same faux leather top stitched face panels as the salon. There is a huge chart table and storage aft and deep easy stairs to the flybridge. Gloss Walnut cabinetry Settee-UltraLeather/Arctic Driftwood Maple veneer accents Helm Chair-Stidd-Ultra leather/Arctic Floor- 3" Teak Planks

Master Stateroom: "Pewter Suite" The Master is on deck forward of the galley. It is elegant and simple in shades of platinum, pearl whites and pale taupes. The walls are a combination of upholstery and walnut. There are (4) huge windows that provide beautiful views. The walnut nightstands have a center panel of driftwood on them that continues up the wall to create a vertical line to the ceiling. This vertical detail is also on the center of the headboard wall and continues to foot of the bed. This offsets the forward curve of the headliner. The forward wall detail is simple clean design and needs no art. Gloss Walnut cabinetry Throw Pillows- R. Allen-Animaru-Silver Driftwood vertical accents Bedspread - Stout-1/Pewter/Snake Upholstered Mullions with topstitch Upholstered Bed Base Headboard Wall- Majilte -Winter White Custom Italian linens

Master Bath The Master Bath is on the same level as the master stateroom. It is almost the full beam and has a gorgeous big picture window. It has a custom 40" trough style Lacava sink and dual Grohe Allure faucets. There are dual full size floor to ceiling cabinets and drawers for all personal items and a vanity for makeup. There is a huge mirror and tons of light! The shower is White Macabas marble and is about 12 square feet. And has a marble bench as all Hargrave showers do. The toilet area is discreetly tucked in between (2) cabinets. It is really a spectacular room.

Lower Foyer The lower foyer is very elegant and efficient. Normally those (2) words are not in the same sentence but it works for the foyer description. It was important that space was not wasted in a passage area; like a foyer/hall yet we wanted it to be just as beautifully appointed as the rest of the yacht. Gloss Walnut walls Guest beverage center with refrigerator Wall Upholstery w/ top stitching - Majilte Curved steps Marble Flooring - white Macabas marble Laundry room with walk-in Calcutta White marble Counter tops Laundry with storage and hanging pole

Guest Staterooms (4) on Lower Deck *Citron Suite, Azul Suite, Coral Suite and Jade Suites* This is an absolutely amazing part of this yacht that sets it aside from all of the other's. There are (4) adult-sized staterooms complete with private bath. The rooms either have a king bed or Queen plus 68" wide. All the staterooms have a suite name on the door that coordinates with their interior color scheme. Each room was completely planned out - storage for all guest items, hanging locker and bedding storage under the bed base in huge drawers. So at night when the cabin is turned down, there is a place for everything to be stored and put away. The headboard wall carries the same theme as the Master on the main deck. The walnut nightstands also have a center panel of driftwood on them that continues up the wall to create a vertical line to the ceiling. Gloss Walnut cabinetry drawers under bed Driftwood vertical accents Dual Window treatments Upholstered Headboard Wall & Above Nightstands Throw pillows-Jim Thompson silk Calcutta Marble Nightstand tops square contemporary sconces 42" TV and AV system

Guest Baths All (4) have the same storage layouts with contemporary open bins below the sink for rolled towels. The vanities, floors and showers seats are all Calcutta Marble. There are (2) sets of drawers and an upper mirrored cabinet. The shower is spacious, bright white and has a large porthole. **Aft Deck** The aft deck seats (8) to (10) comfortably. The table is gloss teak with (2) driftwood inlays. The teak deck runs fore and aft and there are (2) safety gates with custom SS design. 42" TV recessed on lift in ceiling Large gloss teak table Deep settee with throw pillows Walk up bar with ice and refrigerator (5) Woven mesh chairs Port and starboard boarding access small service sink Large spacious Teak deck dual set of wide steps to swim platform

Flybridge The Flybridge design is a flawless combination of entertainment space, for large groups and intimate areas for more personal conversations or privacy. There are (2) bar areas and a large L shape settee for dining for (10). To port, another small settee for dining or lounging, a huge sunless pad perfect for lounging after a spa or just reading a book. A special feature on the Flybridge is the light gray painted deck. It gives the area a very cool soothing feel and cuts the glare of the sun. Helm bench - Sunbrella Sailcloth-Seagull Spa Tub and Spa bar (2) Large L shape settees "Sunless Sun Pad" Grilling Station w/ storage for tank (2) Subzero drawers gloss teak counter tops

Bow The bow forward is another lovely area ready for guest to enjoy especially underway. There is a slopped padded lounging area forward on the bow and right behind it another great bench for relaxing.

Crew Quarters The crew area on this vessel is spacious, has tons of easy access storage. The entrance to the crew is on the port side forward, a hall off of the galley, this allows crew to move about the vessel inconspicuously, as it does have full walk around teak decks. The crew has a large settee for relaxing and eating. There is a 32" TV and a large 4' x 5' dining table in rich walnut. Across from the settee, there is a mini galley with microwave and a sink. There is also a refrigerator just under the TV for beverages. Hargrave always finishes the crew area with the same finishes used in the

owner's areas. There are (3) suites in this area all with private heads. The captain has a queen bed with a private desk and 3' hanging locker. Forward there are (2) additional staterooms with extra-long upper and lower twins. All bunks have phone and apparatus charging stations, personal AV equipment and designated areas for personal belongings each. Lonseal Teak Flooring Private door to lower guest staterooms for service Crew washer dryer Port side entrance (3) 78" x 30" storage lockers

Aft Crew Utility/Lazarette Room There is an aft entrance door to the engine room and a second access through the aft deck hatch. Just before entering the engine room there is a lazarette with plenty of storage for mechanical items and wet locker. There is also a head aft for crew use, day workers or convenient for guest swimming.

Factory Installed Equipment 3200 Gallon Fuel capacity 2" Deckfills for fuel and water 600 Gallon Stainless Steel Water Tank V-Shaped Keel w/ Longitudinal stringers Fiberglass hand laid hull & stringers vacuum bagged w/foam core reinforcement Deck & superstructure w/ foam cored reinforcement under fiberglass FRP Bulkheads FRP Main Deck and floors Fiberglass swim platform w/ ladder All handrails, stanchions and fittings made of stainless steel 316 alloy Stainless steel cleats (8) Stainless steel 316 anchor (210lb), w/300' chain & Maxwell Nilsson VW4000 windlass Built in hand held shower on swim platform 4" stainless steel shafts Aquamet 22 5 Blade bronze propellers Main bronze struts for 4" shaft FRP stern tube for 4" shafts Emergency tiller Stainless steel rudders Fiberglass engine beds, bonded to hull w/ load distributed on steel channels Windless operation from Pilothouse and Flybridge Hydraulic Bow Thruster HPS-38hp Hydraulic steering by Hynautic, adaptable to auto-pilot Engine Alarm System for low pressure & high temperature supplied by CAT 24v lights and 110v power receptacles in Engine room (4 each) Custom underwater engine exhaust w/idle by-pass Fresh water filling faucet in Engine room Vimar High quality sockets and switches in all rooms 220v,110v and 60Hz Electrical System Color coded wiring throughout Rule Sump Pumps (4) Y-Valve for dockside pump out (8) 200 amp/hr batteries for engine & ship power Main electrical panel w/ separate AC Power control and circuit breaker panel 110 volt duplex receptacles located throughout vessel, including engine room Indirect rope lighting under valances in salon, guest staterooms and galley Italian door handle package (chrome) Push/Pull German latches (chrome) Removable white vinyl headliner panel system Recessed Tray ceiling in salon Lights in closet on micro switches 24V LED ceiling lights (chrome) Dual track segmented curtains or Roman Shades in each stateroom, Main Salon & Galley Access hatch with pneumatic lift to access storage under bed in Capt. Cabin Large Storage areas forward deck Boat panel indicator Granite counter top in Galley Full Walk-in Shower in Master Stainless steel aft deck door frame Fresh water washdown (3) three locations - Bow / Aft Deck / Flybridge Sea Chest White perforated insulation panels in Engine Room Rule 3700 bilge pump x (7) (2) Jabsco 6050-0003 AC Bilge Pumps mounted on deck in Engine Room Floor with plumbing, (4) pickup and (2) overboard discharges (6) Sump Tanks with Pumps and Access Covers (3) Freeman hatches Cruise Air Chilled Water A/C System with (4 x 3 Tons) a total of 12 (2) 34 kW 60 Hz singles phase Phasor generators including gauges and hard panel

sound shield (3) Mastervolt chargemaster 24VDC/100amp light transformer Third layer of insulation to master bulkhead Watertight bulkheads in engine room Additional Aritex S/S Bulkhead in between Forward Crew and Guest Cabins Naiad Stabilizers Model 302 w/ 9.0sq.ft. fins & DATUM controller Double stabilizer & bow thruster backup pump on back of Port & Starboard Transmissions Oberdorfer fuel transfer pump 990RHN76 Reverso GP-706-24C Oil Change Pump for engine, gearbox & genset Security main switch on a/c power (2) Racor 500MA10 10 Micro Filters for Gensets Double Racor 75/1000 MA fuel filters and water separator for engines Glendinning cable master out transom Mufflers for Main Engine by-pass Water Heaters 30 Gallons each (2) Sentry Battery Chargers-1x80Amp 24V-1x30Amp 24V-1x30Amp 12V Delta-T Engine Room Filters & Fans Aeroquip fuel hose for fuel system Tide Seal dripless rudders Tide Seal dripless shaft logs In-line Recirculating hot water pump Fill-Rite 901-1.5" Flow Meter Sea-Fire automatic fire extinguisher system FM200 Sea-Fire Fire Detection and Monitoring System with 10 Sensors Safety rails around twin engines Water drop exhaust to generator Two (2) removable shelves over Gensets on both Port & Starboard sides (2) Fluorescent lights in E/R Compass 5" in upper helm (1) Newmar 50 AMP DC 24V to DC 12V converter (1) set of Glendinning CM8 100 AMP Cablemaster with 125' cord in transom built in lockers Glendinning electronic engine controls for upper / lower helms and one hand held remote Headhunter TW-200 waste treatment center

Interior Equipment Gloss Walnut Wood Interior Headliner w/Foam Backing throughout the boat Majilite Upholstery Decorator Pillows (59) Vimar Electrical switches w/ 7 Dimmer switches Nutone Central Vacuum System w/ 8 outlets (10) Headhunter Heads WDI sound proof floor in Galley 1-1/2" S/S Support for Stairway from Hallway to Pilothouse S/S Plate above the Cooktop, Coffee Machine and other appliances in Galley (2) Under mount sinks for Galley and (1) in Dayhead Granite floors in Dayhead (10) Custom Glass Racks for Galley Forward Cabinet, Main Salon Forward Custom Cocktail Table in Salon Awl Grip finish in Shower Stalls (total 7) Slab Marble Flooring in Lower Foyer Marble Counter Top in Lower Foyer SanDam K-Pro insulation between Lower Master and Port & Starboard Guest Cabins

Exterior Equipment Aft Deck Custom Wet Bar 2 3/8 " oval stainless hull banding w/solid wood insert and 4" off set Aft deck teak table with Hi-Low mechanism Locker for boarding ladder Electric Aft deck sliding door with sensor and manual control Teak Deck Chairs (6) Access Hatch to Aft Deck to Engine Room Pull Down w/ladder Teak seat and enclosed frp box w/seat for storage on bow One piece stand post plus wiring and davit reinforcement Hella Flood Light (2) at Aft Deck (2) sets of 13" L-shaped cleats at swim platform (8) 2" S/S "U" Shaped Stanchion around Aft Deck Sink inside Port Side Wing Coaming Storage (2) Custom S/S Gates for both sides of Aft Deck to Swim Platform Hot Tub with Gloss Teak Top attached and FRP seating on Flybridge Cooler storage with lift up top plus FRP storage in Starboard side of Flybridge Custom Side Cabinet W/Gloss Teak Top at both ends of Flybridge Seating Port & Starboard Bow deck lights, waterproof x 8 S/S Hargrave 16" H mark Two (2) Aritex S.S. Watertight Engine

Room doors with Hargrave name plate with backlit Pneumatic sliding hatch powdered by (1) Air compressor to access Pilothouse from Fly Bridge Stainless steel corner hawse pipe with rollers and cleat at port & stbd side of Aft Deck Hargrave style mast 2" "U" shape staple hand rails in F/B Aft Spring x 2 recess in wide body (1 on each side) Non-skid finish on brow

Appliances U-Line Black Fridge in Crew Quarter GE White Washer (2) GE White Dryer (2) U-Line BLACK Fridge in Lower Foyer GE White Freezer in Lazarette (2) SUB-ZERO S/S Fridge With S/S Door in Galley (2) Sub-Zero S/S Fridge Galley GE Profile S.S. Double Oven with Black Cooktop in Galley GE Profile S.S Microwave (Externally Vented) in Galley Broan S/S Hood in Galley Franke S/S Sink (Undermount) in Galley (2) BLANCO Sink Faucet (Pull Down Faucet) in Galley GE Profile S/S Dishwasher in Galley (2) GE PROFILE Black Disposal in Galley (2) Franke Black Disposal Switches for Disposal in Galley (2) Insinkerator Chrome Instant Hot Dual Temp. Faucet in Galley U-Line Black Wine Cooler In Salon Hoshizaki S/S Ice Maker (Clear Ice W/Pump Kit) in Salon, Aft Deck and Flybridge Sub-Zero Integrated Fridge at Aft Deck S/S Sink (10" Diameter, Undermount) at Aft Deck and Flybridge U-Line Black Fridge in F/B Fire Magic Propane S/S Gas Grill with Insulation Liner in Flybridge Whirlpool 68" Diameter White Spa Tub in Flybridge

AV Equipment KVH 2014 Tracvision HD7 USA mounted at Mast Samsung 46" LED TV mounted at Flybridge Wetsounds 8" white closed grille speakers (pair) mounted at Aft Deck and Flybridge Fusion 2014 MS-IP700I I-pod/I-phone dock am/fm Sirius ready mounted at Flybridge and Bow Rti Ipad Zone Extension for Fly Bridge, Pilothouse & Bow mounted at Pilothouse Speakercraft Accufit One in-ceiling speakers mounted at Salon, Dining, Galley, Pilothouse and Master Rti Ipad Zone Extension mounted at Aft Deck Samsung 75" Class LED Smart TV mounted at Main Salon Denon AVR-X4000 mounted at Main Salon Samsung Blu-Ray Disc Player mounted at Main Salon and Master Tripplite Smart750RM1 mounted at Main Salon Niles Powered Compact Subwoofer 6.5" mounted at Master and Main Salon RTI IPAD Control Large mounted at Main Salon Sonance Sonamp 875D SE Multi-Channel mounted at Main Salon Samsung 28" LED TV mounted at Galley and Captain Cabin RTI Ipad Control Large mounted at Galley share w/Master Samsung 55" 1080p 3d LED-LCD HDTV with wi-fi mounted at Master RTI Ipad Zone Extension mounted at Master use Galley processor Samsung 46" 1080p 3d LED-LCD HDTV with wi-fi mounted at Port, Starboard Guest and Aft Deck Concord TV Mount Ultra Thin Large mounted at Port Forward Guest Tripplite Smart500RT-1U mounted at Starboard Forward Guest Samsung 32" 1080p LED-LCD HDTV with wi-fi mounted at Crew Lounge Tripplite Internet 350U mounted at Crew Port Forward Newmar 32-12-50 DC-DC Converter

NAV Equipment Furuno 2014 NAV 3D 12KW, 72N.M. 6' ARRAY mounted at Mast Furuno 2014 MFD12 12" Multi Function Display mounted at Flybridge Nauticomp Mouse, Panel Mount weatherproof mounted at Flybridge Green Marine AWM-1710 17" ip65 sunlight readable marine monitor mounted at Lower Helm Standard Fixed Mount VHF x 2 - 1 at Flybridge and 1 at Pilothouse Newmar Hailer Horn 60/40 mounted at Hard Top Furuno 2014 RD33 color LCD remote display x 2 mounted at Lower Helm and

Flybridge Furuno 2014 200WX ultrasonic weather station mounted at Hard Top Furuno 2014 GP33 Color LCD GPS mounted at Lower Helm Furuno 2014 Navpilot 700 autopilot w/heading sensor and 4.6" Display Furuno 2014 Navpilot 700 2nd Station C 3.6" LCD display/control unit, 2nd station Concord Marine Dome Camera x 3 - 1 at Aft Deck & 2 at Engine Room Concord Quad Cam System mounted at Lower Helm KVH Fb150 SAT Phone Inmarsat KVH 2014 Tracvision M7 24" Dummy Dome Panasonic PH T-7731-Black Speaker Phone x 9 ACR RCL 100D 24VDC Spotlight x 2 mounted at Hard Top ACR URP-102 Point Pad Kit x 2 mounted at Lower and Upper Helm

USA Installed Options 17DLX AB Tender W/90hp Yamaha Safety Package - Life Jackets/Fenders/Fire Extinguishers/Dock Lines/Flares/Dual plug phone/TV cord (8) person RescYou Life Raft Quick Lift 2000lb Davit (1) 1500 GPD BWD-Explorer Compact Watermaker (1) Stidd 500N Low Back "Slimline" Admiral Chairs UMT Sea Stairs

Исключения


При продаже яхты исключаются личные вещи владельца.

Отказ от ответственности


Компания предоставляет описание судна или яхты добросовестно, но не может гарантировать точность этой информации, а также не ручается за техническое состояние. Покупатель должен проинструктировать своих агентов или оценщиков исследовать представленную информацию более подробно, по собственному желанию. Продажа судна или яхты, изменение цены или снятие с продажи будет происходить без предварительного уведомления.

ФОТОГРАФИИ


Salon




Dining



Salon




Dining




Day Head




Master Head




On-Deck Master




On-Deck Master





Lower Foyer




Guest




Guest





Guest




Guest



Laundry room




Galley




Galley




Galley



Galley




Pilothouse



Crew








Crew




Crew




Crew






Aft Deck



Aft Deck



КОНТАКТЫ

Андрей Шестаков (Andrey Shestakov) – ведущий яхтенный брокер отдела продаж яхт и судов компании Shestakov Yacht Sales Inc. Официальный представитель Shestakov Yacht Sales Inc. для русскоговорящих клиентов в центральном офисе компании в Майами/Форт Лодердейл/Флорида/США.

Контактная информация

Email: **andrey@shestakovyachtsales.com**

Web: **shestakovyachtsales.com**

Телефоны

Краснодарский край: **+7(918)465-66-44**

США, Майами, Флорида: **+1(954)274-4435**

Время работы

Понедельник – Суббота: **9:00 - 21:00** EDT

Воскресенье: **Закрето**

Адрес



Harbour Towne Marina, 850 NE 3rd St, STE 213, Dania, FL 33004